

Vehicle: Locations

A-Z Component List

Component	Base Part No.	Location	Connector View	Location View
4 Wheel Anti-Lock Brake System				
4 Wheel Anti-Lock Brake System (4WABS) Module	*	On LH front frame rail	C144, C145	151-10-F7
4 Wheel Anti-Lock Brake System (4WABS) Relay	*	Behind center of I/P on 4 wheel anti-lock brakes (4WABS) relay	C232	151-12-F5
4R100 Transmission	7000	RH side of transmission	C114	151-20-B5
4R70W Transmission	7000	RH side of transmission	C110	151-20-B10
A/C Clutch Cycling Pressure Switch	19E561	RH front of engine compartment	C161	151-10-D1
A/C Clutch Relay	14B192	LH front of engine compartment in battery junction box	*	151-10-E9
A/C Compressor Clutch (4.2L)	19C630	Left front of engine	C143	151-2-D1
A/C Compressor Clutch (4.6L)	19C630	Lower right front of engine	C143	151-4-D1
A/C Compressor Clutch (5.4L)	19C630	Lower right front of engine	C143	151-6-E1
A/C Compressor Clutch (6.8L)	19C630	Lower right front of engine	C143	151-8-E1
A/C Compressor Clutch (7.3L)	19C630	Top LH front of engine	C167	*
A/C Compressor Clutch Diode	*	In T/O to A/C compressor clutch	*	*
A/C Illumination Lamp	*	Center of I/P, on A/C illumination lamp	C205	151-13-A9
A/C Pressure Cutoff Switch	*	Right front of engine compartment	C159	151-11-F4
ABS Data Link Connector (DLC)	*	Below LH side of I/P	C242	151-14-F8
Accelerator Pedal (APP) Position Sensor	*	Behind LH side I/P, above accelerator pedal	C245	151-14-A6
Air Bag Bracket	*	Behind RH side of I/P, near passenger air bag	C210	151-12-B10
Air Bag Sliding Contact	13806	Top of steering column, on air bag sliding contact	C220, C223	151-12-F3
Auxiliary A/C-Heater Blower Switch (with A/C)	19980	Center of I/P, above radio	C230	151-12-A4
Auxiliary Battery	*	RH side of vehicle on frame rail	*	151-22-B1
Auxiliary Battery Relay	14088	Right front of engine compartment, near battery	*	*
Auxiliary Blower Motor	19805	Left rear corner of vehicle, above wheelwell	C406	151-17-B1

* No Figure Available

<u>Component</u>	<u>Base Part No.</u>	<u>Location</u>	<u>Connector View</u>	<u>Location View</u>
Auxiliary Blower Motor Relay	*	Left rear corner of vehicle, above wheelwell	C403	151-17-A3
Auxiliary Blower Resistor	19A706	Left rear corner of vehicle, above wheelwell	C405	151-17-A2
Auxiliary Heater Blower Switch (Without A/C)	*	Center of I/P above radio	C230	151-12-A4
Auxiliary High Blower Motor Relay	*	Left rear corner of vehicle, above wheelwell	C404	151-17-A4
Auxiliary Powertrain Control Connector	*	Behind LH side of I/P	C249	*
Barometric Pressure (BARO) Sensor	18A318	Below LH side of I/P	C248	151-14-A4
Battery Junction Box	*	LH front of engine compartment	*	151-10-E9
Blend Door Actuator	*	Behind center of I/P, on A/C-heater plenum	C237	151-14-A10
Blower Motor	18A318	RH side of engine compartment	C160	151-10-C1
Blower Motor Relay	14B192	LH front of engine compartment, in battery junction box	*	151-10-E9
Blower Motor Resistor	19A706	RH rear of engine compartment, near blower motor	C158	151-11-A1
Brake Air Pressure Regulator Valve	*	Left side of engine compartment, near master cylinder	C153	151-10-E10
Brake Pedal Position (BPP) Switch	13A80	Behind LH side of I/P on brake pedal bracket	C238	151-14-F4
Brake Warning Diode	*	Main harness, near T/O to C225	*	
Button Contact	*	Attached to rear of right "B" pillar	C309	151-16-F10
Camshaft Position (CMP) Sensor (4.2L)	*	Front center of engine	C1022	151-2-B1
Camshaft Position (CMP) Sensor (4.6L)	*	Front of left cylinder head	C139	151-4-F1
Camshaft Position (CMP) Sensor (5.4L)	*	Front of left cylinder head	C139	151-6-D1
Camshaft Position (CMP) Sensor (6.8L)	*	Left front of engine	C139	151-8-D1
Camshaft Position (CMP) Sensor (7.3L)	*	Front center of engine	C1010	151-1-F5
Camshaft Position (CMP) Sensor Shield	*	In wiring harness, between camshaft position (CMP) sensor and PCM	*	*
Cargo Lamp	13788	Attached to rear headliner	C900	*
Center Air Bag Sensor	*	Front center of engine compartment, behind grille	C191	151-10-F6

* No Figure Available

Component	Base Part No.	Location	Connector	Location
			View	View
Central Junction Box	*	Below left side of I/P near left kick panel	*	151- 14- A3
Cigar Lighter	15052	Center of I/P, on cigar lighter	C218, C257	151- 13- F6
Coil On Plug (COP) #1 (5.4L)	*	Right bank of engine, above #1 cylinder	C184	151- 7- C10
Coil On Plug (COP) #1 (6.8L)	*	Right bank of engine, above #1 cylinder	C184	151- 9- A9
Coil On Plug (COP) #2 (5.4L)	*	Right bank of engine, above #2 cylinder	C183	151- 7- D10
Coil On Plug (COP) #2 (6.8L)	*	Right bank of engine, above #2 cylinder	C183	151- 9- A8
Coil On Plug (COP) #3 (5.4L)	*	Right bank of engine, above #3 cylinder	C182	151- 7- E10
Coil On Plug (COP) #3 (6.8L)	*	Right bank of engine, above #3 cylinder	C182	151- 9- A7
Coil On Plug (COP) #4 (5.4L)	*	Right bank of engine, above #4 cylinder	C181	151- 7- E10
Coil On Plug (COP) #4 (6.8L)	*	Right bank of engine, above #4 cylinder	C181	151- 9- A6
Coil On Plug (COP) #5 (5.4L)	*	Left bank of engine, above #5 cylinder	C176	151- 6- F8
Coil On Plug (COP) #5 (6.8L)	*	Left bank of engine, above #5 cylinder	C176	151- 9- A5
Coil On Plug (COP) #6 (5.4L)	*	Left bank of engine, above #6 cylinder	C177	151- 6- E10
Coil On Plug (COP) #6 (6.8L)	*	Left bank of engine, above #6 cylinder	C177	151- 8- C1
Coil On Plug (COP) #7 (5.4L)	*	Left bank of engine, above #7 cylinder	C178	151- 6- A9
Coil On Plug (COP) #7 (6.8L)	*	Left bank of engine, above #7 cylinder	C178	151- 8- A5
Coil On Plug (COP) #8 (5.4L)	*	Left bank of engine, above #8 cylinder	C179	151- 6- A10
Coil On Plug (COP) #8 (6.8L)	*	Left bank of engine, above #8 cylinder	C179	151- 8- A8
Coil On Plug (COP) #9 (6.8L)	*	Left bank of engine, above #9 cylinder	C187	151- 8- A9
Coil On Plug (COP) #10 (6.8L)	*	Left bank of engine, above #10 cylinder	C185	151- 8- A10
Crankshaft Position (CKP) Sensor (4.2L)	*	Lower right front of engine	C141	151- 2- E1
Crankshaft Position (CKP) Sensor (4.6L)	*	Lower right front of engine	C141	151- 4- F3
Crankshaft Position (CKP) Sensor (5.4L)	*	Lower center front of engine	C141	151- 6- F3
Crankshaft Position (CKP) Sensor (6.8L)	*	Lower right front of engine	C141	151- 8- D1
Crankshaft Position (CKP) Sensor Shield	*	In wiring harness, between crankshaft position (CKP) sensor and PCM	*	*
Cylinder Head Temperature (CHT) Sensor (4.2L)	12A648	Left rear of engine, on heater outlet elbow	C142	151- 3- E1
Cylinder Head Temperature (CHT) Sensor (4.6L)	*	Top front of left cylinder head	C172	151- 4- F9

* No Figure Available

<u>Component</u>	<u>Base Part No.</u>	<u>Location</u>	<u>Connector View</u>	<u>Location View</u>
Cylinder Head Temperature (CHT) Sensor (5.4L)	*	Top front of left cylinder head	C172	151 - 6- C1
Cylinder Head Temperature (CHT) Sensor (6.8L)	*	Top front of left cylinder head	C172	151 - 8- A3
Data Link Connector (DLC)	*	Below LH side of I/P	C241	151 - 14- F6
Daytime Running Lamps (DRL) Module	*	RH front of engine, near horns	C193	151 - 10- F5
Deactivator Switch	*	LH side of engine compartment, bottom of brake master cylinder	C151	151 - 11- F7
Delta Pressure Feedback EGR (DPFE) Sensor (4.2L)	*	Top right front of engine, on DPFE sensor	C118	*
Delta Pressure Feedback EGR (DPFE) Sensor (4.6L)	*	Top left rear of engine	C118	151 - 5- A2
Delta Pressure Feedback EGR (DPFE) Sensor (5.4L)	*	Top RH side of engine	C118	151 - 6- A8
Delta Pressure Feedback EGR (DPFE) Sensor (6.8L)	*	Left rear top engine	C118	151 - 8- A7
Digital Transmission Range (DTR) Sensor (4R100)	7F293	LH side of transmission	C115	151 - 20- F2
Digital Transmission Range (DTR) Sensor (4R70W)	7F293	LH side of transmission	C115	151 - 20- F2
Driveline Disconnect Switch	*	Behind LH side of I/P	C262	*
Driver Air Bag	*	Top of steering column	C255	*
Driver Safety Belt	*	Right side of driver seat	C341	151 - 21- F3
Driver Seat Motor Assembly	*	Underside of driver seat	C338	151 - 21- A5
Driver Seat Regulator Control Switch	14C715	On left side of driver seat	C337	151 - 21- C10
Dual Brake Warning Switch	*	LH side of engine compartment, bottom of brake master cylinder	C149	151 - 10- C10
EGR Solenoid (4.2L)	9J459	Above center of right valve cover	C125	151 - 3- F9
EGR Solenoid (4.6L)	9J459	Above LH valve cover, on bracket	C125	151 - 5- A3
EGR Solenoid (5.4L)	9J459	Above left rear of engine, on bracket	C125	151 - 7- A3

* No Figure Available

Cy-EGR

<u>Component</u>	<u>Base Part No.</u>	<u>Location</u>	<u>Connector View</u>	<u>Location View</u>
EGR Solenoid (6.8L)	91459	Top left rear of engine	C125	151- 9- A3
Electric Intake Manifold Runner Control	*	Rear of Intake	C124	151- 3- B1
Electronic Brake	*	Below LH side of I/P	*	*
Electronic Crash Sensor (ECS) Module	14B056	Below RH side of I/P, on air bag diagnostic monitor	C200	151- 12- C10
Electronic Flasher	13350	Behind LH side of I/P, on electronic flasher	C239	151- 14- F2
Engine Compartment Battery	*	RH front of engine compartment	*	*
Engine Coolant Temperature (ECT) Sender	10884	Lower left front of engine	C1004	151- 1- F6
Engine Oil Pressure Switch (4.2L)	9278	Left front of engine, below A/C compressor	C138	151- 2- F3
Engine Oil Pressure Switch (4.6L)	9278	Lower left front of engine	C138	151- 4- F6
Engine Oil Pressure Switch (5.4L)	9278	Lower left front of engine	C138	151- 6- F5
Engine Oil Pressure Switch (6.8L)	9278	Lower left front of engine	C138	151- 8- F3
Engine Oil Pressure Switch (7.3L)	9278	Top right center of engine	C138	151- 1- E1
Engine Oil Temperature (EOT) Sensor	*	Center LH side of engine	C1007	151- 1- F8
EVAP Canister Purge Valve (4.2L)	*	Center rear of engine compartment	C126	151- 3- F4
EVAP Canister Purge Valve (4.6L)	*	Center rear of engine compartment	C126	151- 5- D1
EVAP Canister Purge Valve (5.4L)	*	Center rear of engine compartment	C126	151- 7- A5
EVAP Canister Purge Valve (6.8L)	*	Center rear of engine compartment	C126	151- 9- F6
Evaporative Emissions (EVAP) Canister Purge Valve	9C987	Under LH rear of vehicle	C416	151- 16- F6
Exhaust Back Pressure (EBP) Sensor	*	Top center of engine	C1008	151- 1- F3
Exhaust Pressure Regulator (EPR)	*	Top LH rear of engine	C1011	151- 1- A6
Exterior Rear View Mirror Switch (with Door Trim)	17B676	Center of driver door	C505	151- 18- F4
Exterior Rear View Mirror Switch (without Door Trim)	17B676	Center of driver door	C508	151- 18- F4
Forward Aft-Axle Fuel Tank Valve	*	Under rear of vehicle, near aft-axle fuel tank assembly	C353	151- 18- E1
Front Blower Switch	19A646	Center of I/P, above radio	C207	151- 13- A7

* No Figure Available

EGR-F

Component	Base Part No.	Location	Connector		Location View
			View	View	
Fuel Injector #1 (4.2L)	9F593	In intake manifold	C119		151- 3-C10
Fuel Injector #1 (4.6L)	9F593	In intake manifold	C119		151- 5-B10
Fuel Injector #1 (5.4L)	9F593	In intake manifold	C119		151- 7- A8
Fuel Injector #1 (6.8L)	9F593	In intake manifold	C119		151- 9-D10
Fuel Injector #1 (7.3L)	*	Near front of RH side of right valve cover	*		151- 1- C1
Fuel Injector #2 (4.2L)	9F593	In intake manifold	C122		151- 3-D10
Fuel Injector #2 (4.6L)	9F593	In intake manifold	C122		151- 5-C10
Fuel Injector #2 (5.4L)	9F593	In intake manifold	C122		151- 7- A7
Fuel Injector #2 (6.8L)	9F593	In intake manifold	C122		151- 9-E10
Fuel Injector #2 (7.3L)	*	Near front of LH side of left valve cover	*		151- 1-C10
Fuel Injector #3 (4.2L)	9F593	In intake manifold	C123		151- 3-D10
Fuel Injector #3 (4.6L)	9F593	In intake manifold	C123		151- 5-D10
Fuel Injector #3 (5.4L)	9F593	In intake manifold	C123		151- 7- A6
Fuel Injector #3 (6.8L)	9F593	In intake manifold	C123		151- 9- F9
Fuel Injector #3 (7.3L)	*	Near front of RH side of right valve cover	*		151- 1- C1
Fuel Injector #4 (4.2L)	9F593	In intake manifold	C136		151- 2- A8
Fuel Injector #4 (4.6L)	9F593	In intake manifold	C136		151- 5-E10
Fuel Injector #4 (5.4L)	9F593	In intake manifold	C136		151- 7- B1
Fuel Injector #4 (6.8L)	9F593	In intake manifold	C136		151- 9- F8
Fuel Injector #4 (7.3L)	*	Near front of LH side of left valve cover	*		151- 1-C10
Fuel Injector #5 (4.2L)	9F593	In intake manifold	C135		151- 2- A9
Fuel Injector #5 (4.6L)	9F593	In intake manifold	C135		151- 4-E10
Fuel Injector #5 (5.4L)	9F593	In intake manifold	C135		151- 6- F9
Fuel Injector #5 (6.8L)	9F593	In intake manifold	C135		151- 9- F7
Fuel Injector #5 (7.3L)	*	Near rear of RH side of right valve cover	*		151- 1- C1
Fuel Injector #6 (4.2L)	9F593	In intake manifold	C134		151- 2-A10
Fuel Injector #6 (4.6L)	9F593	In intake manifold	C134		151- 4-D10
Fuel Injector #6 (5.4L)	9F593	In intake manifold	C134		151- 6-D10
Fuel Injector #6 (6.8L)	9F593	In intake manifold	C134		151- 8- F8
Fuel Injector #6 (7.3L)	*	Near rear of LH side of left valve cover	*		151- 1-C10

* No Figure Available

Fu-Fu

<u>Component</u>	<u>Base Part No.</u>	<u>Location</u>	<u>Connector View</u>	<u>Location View</u>
Fuel Injector #7 (4.6L)	9F593	In intake manifold	C170	151- 4-C10
Fuel Injector #7 (5.4L)	9F593	In intake manifold	C170	151- 6-C10
Fuel Injector #7 (6.8L)	9F593	In intake manifold	C170	151- 8-E10
Fuel Injector #7 (7.3L)	*	Near rear of RH side of right valve cover	*	151- 1-C1
Fuel Injector #8 (4.6L)	9F593	In intake manifold	C171	151- 4-B10
Fuel Injector #8 (5.4L)	9F593	In intake manifold	C171	151- 6-B10
Fuel Injector #8 (6.8L)	9F593	In intake manifold	C171	151- 8-D10
Fuel Injector #8 (7.3L)	*	Near rear of LH side of left valve cover	*	151- 1-C10
Fuel Injector #9	9F593	In intake manifold	C186	151- 8-C10
Fuel Injector #10	9F593	In intake manifold	C188	151- 8-B10
Fuel Injector Shield	*	Left front side of engine compartment, near injector driver module	*	*
Fuel Injectors/Glow Plugs (#1, #3)	*	Near front of RH side of right valve cover	C1000	151- 1-C1
Fuel Injectors/Glow Plugs (#5, #7)	*	Near rear of RH side of right valve cover	C1001	151- 1-A1
Fuel Injectors/Glow Plugs (#2, #4)	*	Near front of LH side of left valve cover	C1002	151- 1-D10
Fuel Injectors/Glow Plugs (#6, #8)	*	Near rear of LH side of left valve cover	C1003	151- 1-B10
Fuel Line Heater	9J294	Top center of engine	C1018	151- 1-A5
Fuel Pump	*	LH rear of engine compartment	C111	*
Fuel Pump Module	9H307	Below vehicle, in fuel tank	C347	151- 16-F4
Fuel Pump Relay	14B192	LH front of engine compartment, in battery junction box	*	151- 10-E9
Fuel Rail Cutoff Valve	9D278	Right bank of engine, on fuel rail	C1014	151- 7-E10
Fuel Rail Temperature Sensor	9F951	Right bank of engine, on fuel rail	C1015	151- 7-A10
Fuel Tank Pressure Sensor	*	Under LH center of vehicle	C349	151- 18-F5
Fuel Tank Pressure Transducer (FTPT)	*	Under center rear of vehicle, near fuel tank	C305	151- 16-F3
Fuel Tank Sender	*	Under LH center of vehicle	C352	151- 18-F6
Fuel Tank Temperature Sensor	*	Under LH center of vehicle	C351	151- 18-F7
Function Selector Switch	18519	Center of f/p	C204	151- 12-A10
Fuse Link A	*	At starter motor relay	*	*
Fuse Link B	*	At starter motor relay	*	*

* No Figure Available

Fu-Fuse

<u>Component</u>	<u>Base Part No.</u>	<u>Location</u>	<u>Connector View</u>	<u>Location View</u>
Fuse Link C	*	At starter motor relay	*	*
Fuse Link D	*	At starter motor relay	*	*
Fuse Link E	*	At starter motor relay	*	*
Fuse Link F	*	At starter motor relay	*	*
Fuse Link G	*	At starter motor relay	*	*
Generator	*	Top RH side of engine	C198	151-22-A7
Generator	*	Top RH side of engine	C199	151-22-A7
Generator (Primary)	*	Top RH side of engine	C1020	151-23-A4
Generator (Secondary)	*	RH side of engine, below (primary) generator	C1198	151-23-F3
Glow Plug #1	*	Near front of RH side of right valve cover	*	151-1-C1
Glow Plug #2	*	Near front of LH side of left valve cover	*	151-1-C10
Glow Plug #3	*	Near front of RH side of right valve cover	*	151-1-C1
Glow Plug #4	*	Near front of LH side of left valve cover	*	151-1-C10
Glow Plug #5	*	Near rear of RH side of right valve cover	*	151-1-C1
Glow Plug #6	*	Near rear of LH side of left valve cover	*	151-1-C10
Glow Plug #7	*	Near rear of RH side of right valve cover	*	151-1-C1
Glow Plug #8	*	Near rear of LH side of left valve cover	*	151-1-C10
Glow Plug Relay	12B533	Top RH side of engine	*	151-1-B1
Interior Lamp	*	In front headliner	C902	151-18-A7
Interior/Map Switch and Lamp	13788	In front headliner	C903	151-16-A7
Interior Switch/Lamp	13788	Middle of rear headliner	C904	151-18-A7
Heated Oxygen Sensor (HO2S) #11 (4.2L)	9F472	Lower right rear of engine	C127	151-3-F6
Heated Oxygen Sensor (HO2S) #11 (4.6L)	9F472	Lower right rear of engine	C127	151-5-F7
Heated Oxygen Sensor (HO2S) #11 (5.4L)	9F472	Lower right rear of engine	C127	151-7-F7
Heated Oxygen Sensor (HO2S) #11 (6.8L)	9F472	Right rear of engine	C127	151-9-F4

* No Figure Available

Fuse-H

<u>Component</u>	<u>Base Part No.</u>	<u>Location</u>	<u>Connector View</u>	<u>Location View</u>
Heated Oxygen Sensor (HO2S) #12 (4.2L, 4.6L)	9F472	Beneath center of vehicle, on right side of transmission	C106	151 - 20-D10
Heated Oxygen Sensor (HO2S) #21 (4.2L)	*	Left rear of engine	C128	151 - 3- D1
Heated Oxygen Sensor (HO2S) #21 (4.6L)	*	Lower left rear of engine	C128	151 - 5- B1
Heated Oxygen Sensor (HO2S) #21 (5.4L)	*	Lower left rear of engine	C128	151 - 7- E1
Heated Oxygen Sensor (HO2S) #21 (6.8L)	*	Left rear of engine	C128	151 - 9- D1
Heated Oxygen Sensor (HO2S) #22 (4.2L, 4.6L)	9F472	Beneath center of vehicle, near left rear of transmission	C107	151 - 20- F7
Heated Oxygen Sensor (HO2S) #22 (5.4L, 6.8L)	9F472	Beneath center of vehicle	C105	151 - 16- F7
High Mounted Stoplamp	13A613	Top rear of vehicle	C411	151 - 16- B1
High Pitch Horn	13801	Lower right front of engine compartment, behind grille	C192	151 - 10- F4
Horn Relay	14B192	Left front of engine compartment, in battery junction box	*	151 - 10- E9
Horn Switch	*	Center of steering wheel	*	*
IDM Relay	*	LH front of engine compartment, in engine compartment fuse box	*	*
Idle Air Control (IAC) Valve (4.2L)	12B526	RH side of engine, near ignition coil	C129	151 - 10- E9
Idle Air Control (IAC) Valve (4.6L)	12B526	Rear of engine, near intake	C129	151 - 3- A5
Idle Air Control (IAC) Valve (5.4L)	12B526	Top center rear of engine, near air intake	C129	151 - 5- A4
Idle Air Control (IAC) Valve (6.8L)	12B526	Top center rear of engine, near air intake	C129	151 - 7- A1
Idle Validation Switch	*	Top center rear of engine, near air intake	C129	151 - 9- A4
Ignition Coil (4.2L)	12029	Below LH side of I/P	C247	151 - 14- F5
Ignition Coil (4.6L)	12029	Left front of engine	C130	151 - 3- A4
Ignition Coil (4.6L)	12029	Left front of engine	C175	151 - 4- E1
Ignition Coil (4.6L)	12029	Right front of engine	C169	151 - 4- B1

* No Figure Available

Component	Base Part No.	Location	Connector		Location View
			View		
Ignition Switch	11572	Lower RH side of steering column	C240		151-14-F3
Illuminated Entry Module	13C718	Behind LH side of I/P	C215		151-12-F6
In-Transit Fuel Pump Module	9C407	Below vehicle, along LH frame rail	C344		*
Inertia Fuel Shutoff (IFS) Switch	*	Behind RH kick panel	C236		151-15-B1
Injection Control Pressure (ICP) Sensor	*	Top of engine	C1009		151-1-F7
Injection Pressure Regulator (IPR)	*	Center top of engine	C1006		151-1-A4
Injection Pressure Sensor (IPS)	9F972	Right bank of engine, on fuel rail	C1016		151-7-A9
Injector Driver Module (IDM)	*	Left front side of engine compartment	C1157		151-11-D10
Inlet Air Control Sensor (4.6L)	*	LH front of engine	C173		151-4-F8
Inlet Air Control Sensor (5.4L)	*	LH front of engine	C173		151-6-A5
Instrument Cluster	10K843	Behind LH side of I/P	C224		151-13-A3
Instrument Cluster	10K843	Behind LH side of I/P	C225		151-13-A3
Instrument Cluster	10K843	Behind LH side of I/P	C226		151-13-A3
Instrumentation Engine Coolant Temperature Sensor (4.2L)	10884	RH rear of engine, near fuel injector #6	C137		151-2-A7
Instrumentation Engine Coolant Temperature Sensor (4.6L)	10884	Top front center of engine	C137		151-4-A4
Instrumentation Engine Coolant Temperature Sensor (5.4L)	10884	Top LH side of engine, on lower intake manifold	C137		151-6-A4
Instrumentation Engine Coolant Temperature Sensor (6.8L)	10884	Upper left front of engine	C137		151-8-A2
Instrumentation Engine Coolant Temperature Sensor (7.3L)	*	Upper left front of engine	C137		*
Intake Air Temperature (IAT) Sensor	12A697	Center of engine compartment, part of clean air tube	C156		151-10-A6
Key Warning Switch	*	In steering column, near key cylinder	*		*
Knock Sensor (KS) (4.2L)	12A699	Right rear side of engine	C140		151-3-F7
Knock Sensor (KS) (4.6L)	12A699	Top right rear side of engine	C140		151-5-F9
Knock Sensor (KS) (5.4L)	12A699	Top right rear of engine	C140		*

* No Figure Available

<u>Component</u>	<u>Base Part No.</u>	<u>Location</u>	<u>Connector View</u>	<u>Location View</u>
Knock Sensor (KS) (6.8L)	12A699	Top right rear side of engine	C140	151- 9- C1
Knock Sensor (KS) Shield	*	In wiring harness, between knock sensor and PCM	*	*
Left Courtesy Lamp Switch	13A786	Mounted in LH door jamb	C328	151- 14- E1
Left Exterior Rear View Mirror	17683	Front of left front door	C507	151- 18- A8
Left Front Door Lock Actuator	218A40	Rear of left front door	C501	151- 18- A1
Left Front Door Speaker	18808	Top right corner of LH door	C504	151- 18- A4
Left Front Park/Turn Lamp	13200	LH front of vehicle	C190	151- 11-E10
Left Front Wheel Sensor	*	Behind LH front wheel	C102	151- 16- A9
Left Stop/Park/Turn Lamp	13405	LH rear of vehicle	C410	151- 17- C1
LH Aero Headlamp	*	LH front of vehicle	C189	151- 11- F8
LH Door Handle Switch	13752	Top left corner of LH door	C506	151- 18- A2
LH Headlamp	13806	LH front of vehicle	C196	151- 10- F8
LH Mid Speaker	18971	Behind LH "B" pillar	C332	151- 16- A1
LH Power Window Motor	14529	Lower center of left front door	C502	151- 18- F8
LH Rear Speaker	18971	Mounted on LH rear door panel	C413	151- 19-B10
LH Reversing Lamp	13405	LH rear of vehicle	C409	151- 17- E1
LH Visor Lamp	17A679	LH side of front headliner	C921	151- 16- A6
License Lamp	13550	In right rear door	C408	151- 19- F3
Low Pitch Horn	13801	Lower right front of engine compartment, behind grille	C192	151- 10- F4
Low Vacuum Warning Switch	12A182	Left front of engine compartment	C164	151- 11-C10
Main Light Switch	11654	LH side of I/P	C227	151- 12- C1
Manifold Absolute Pressure (MAP) Sensor	9F479	Right side of engine compartment	C1155	*
Manifold Intake Air Heater Relay	12B533	Top of engine	*	*
Mass Air Flow (MAF) Sensor (4.2L)	12B579	Center of engine compartment	C1029	151- 10- A5
Mass Air Flow (MAF) Sensor (Except 4.2L)	12B579	Center of engine compartment	C155	151- 10- A5
Master Window/Door Lock Control Switch	*	Mounted on LH door panel	C500	151- 18- A3
Memory Lock Module	14A093	Behind LH "B" pillar	C380	151- 17- F6

* No Figure Available

<u>Component</u>	<u>Base Part No.</u>	<u>Location</u>	<u>Connector View</u>	<u>Location View</u>
Midship Fuel Tank Valve	*	Under LH center of vehicle, near midship fuel tank	C348	151-18-C1
Modified Vehicle Power	*	Left rear corner of engine compartment	C148	*
Modified Vehicle Power	*	Behind LH side of I/P	C233	*
Modified Vehicle Power	*	At base of LH "B" pillar	C331	*
Multifunction Switch	13K359	Top side of steering column	C250	151-13-C1
Multifunction Switch	13K359	Top side of steering column	C251	151-13-C1
NGV Module	*	LH side inner fender of engine compartment	C1012	151-11-A10
NGV Timer	*	LH rear of engine compartment near PCM	C1013	151-11-A6
Output Shaft Speed (OSS) Sensor	7H103	Under vehicle, on left side of transmission	C109	151-20-A9
Overdrive Cancel Switch	*	RH side of steering column	C222	151-12-E1
Parking Brake Switch	15A851	Near LH Kick panel	C243	151-14-A2
Passenger Air Bag	*	Behind RH side of I/P	C209	151-12-C10
Passenger Safety Belt	*	On left side of front passenger seat	C342	*
PCM Power Relay	14B192	LH front of engine compartment, in battery junction box	*	151-10-E9
Power Plug	*	Behind center I/P near cigar lighter	C219	151-13-F5
Powertrain Control Module (PCM) (4.2L)	12A650	Left rear of engine compartment, near brake master cylinder	C154	151-11-A9
Powertrain Control Module (PCM) (4.6L)	12A650	Left rear of engine compartment, near brake master cylinder	C154	151-11-A9
Powertrain Control Module (PCM) (5.4L)	12A650	Left rear of engine compartment, near brake master cylinder	C154	151-11-A9
Powertrain Control Module (PCM) (5.4L NGV)	12A650	Left rear of engine compartment, near brake master cylinder	C154	151-11-A9

* No Figure Available

<u>Component</u>	<u>Base Part No.</u>	<u>Location</u>	<u>Connector View</u>	<u>Location View</u>
Powertrain Control Module (PCM) (6.8L)	12A650	Left rear of engine compartment, near brake master cylinder	C154	151- 11- A9
Powertrain Control Module (PCM) (7.3L)	12A650	Left rear of engine compartment, near brake master cylinder	C154	151- 11- A9
FABS Diagnostic Connector	*	Below RH side of I/P	C154	151- 11- A9
Radio	19B131	Center of I/P	C208	151- 13- F7
Radio Capacitor #1 (4.2L)	19B131	Center of I/P	C212, C213	151- 12- F9
Radio Capacitor #1 (4.2L)	18827	Top side of engine, attached to ignition coil	C231	151- 12- F9
Radio Capacitor #1 (4.6L)	18827	Right front of engine, attached to ignition coil	C131	151- 3- A8
Radio Capacitor #1 (5.4L)	18827	Upper left rear of engine	C131	151- 4- C1
Radio Capacitor #1 (6.8L)	*	Upper left rear of engine	C131	151- 7- C1
Radio Capacitor #2 (4.6L)	18827	LH side of engine, attached to ignition coil	C174	151- 9- A2
Radio Capacitor #2 (5.4L)	*	Right rear of engine	C174	151- 4- F5
Radio Capacitor #2 (6.8L)	*	Upper RH rear of engine	C174	151- 7- F8
Rear Aft-Axle Fuel Tank Valve	*	Under rear of vehicle, near aft-axle fuel tank assembly	C174	151- 9- F5
Rear Anti-Lock Brake System (RABS) Module	*	Behind center side of I/P	C354	151- 18- E1
Rear Auxiliary Blower Switch	19A642	Middle of rear headliner	C217	151- 13- A5
Rear Axle Speed Sensor	*	Below rear of vehicle, mounted on differential	C916	151- 17- A5
Rear Courtesy Lamp Switch	13A786	in RH rear door jamb	C415	151- 16- F5
Rear Door Lock Actuator	*	Left center of right rear door	C414	151- 17- F3
Rear Interior/Map Switch and Lamp	13788	In rear of rear headliner	C423	151- 19- F6
Rear Power Door Lock Switch	*	Left center of right rear door	C901	151- 16- B1
Remote Keyless Entry Module	19A379	Behind LH "B" pillar	C425	151- 19- B1
RH Aero Headlamp	*	RH front of vehicle	C335, C386	151- 16- C1
RH Door Handle Switch	*	Top rear of right front door	C195	151- 10- F3
RH Headlamp	*	RH front of vehicle	C605	151- 18-D10
			C197	151- 11- F3

* No Figure Available

P-RH

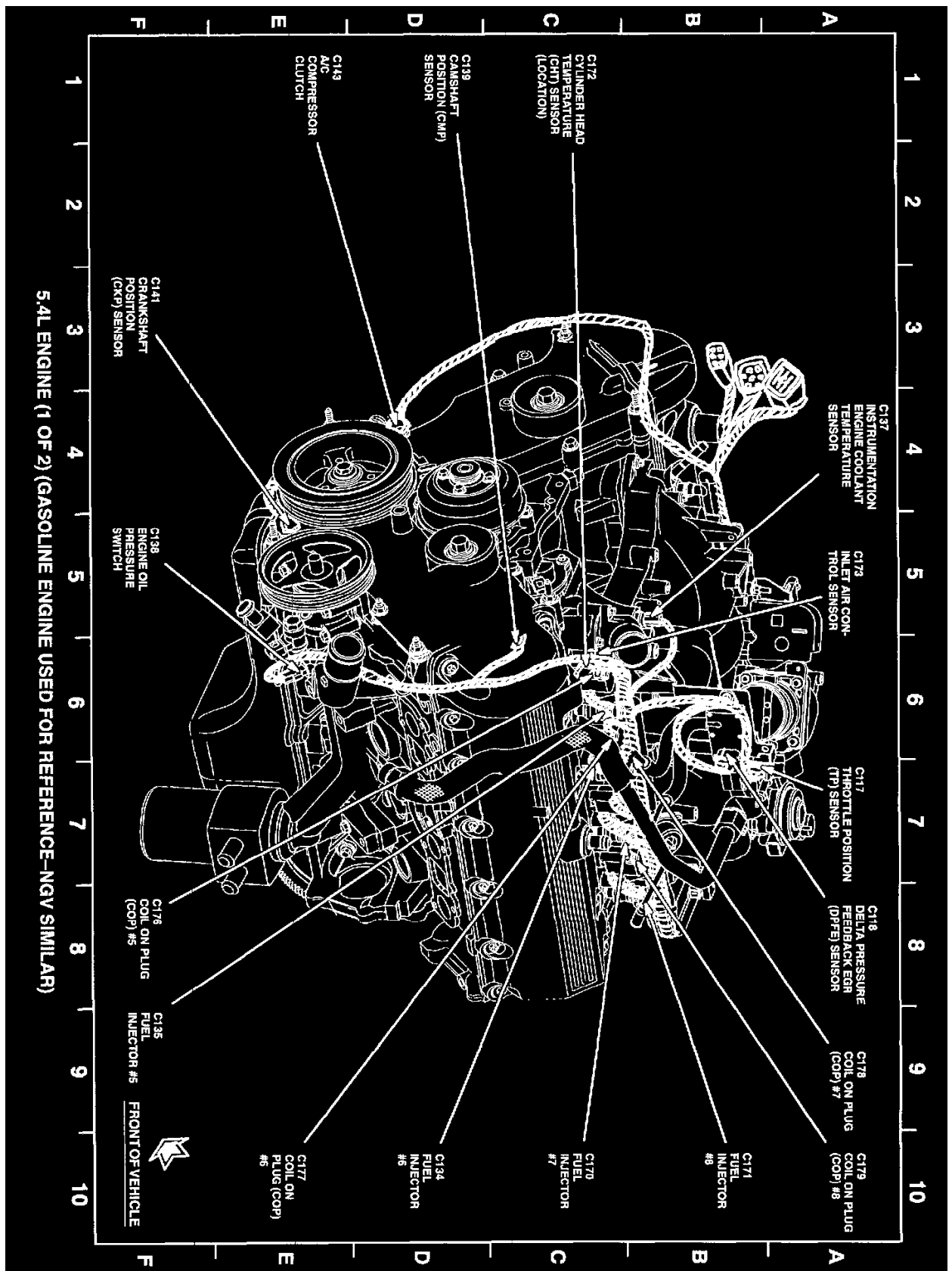
Component	Base	Location	Connector	Location
	Part No.		View	
RH Power Door Lock/Window Switch	*	Center of right front door	C600	151- 18-C10
RH Power Window Motor	23394	Lower center of right front door	C601	151- 18- F9
RH Rear Speaker	18971	Mounted in RH rear door	C421	151- 19- B1
RH Reversing Lamp	134404	RH rear of vehicle	C400	151- 17- F4
RH Side Door Speaker	18971	Front center of side door	C311	151- 16- F9
RH Visor Lamp	*	RH side of front headliner	C922	151- 16- A8
Right Courtesy Lamp Switch	13A786	In RH door jamb	C327	151- 15-D10
Right Exterior Rear View Mirror	17663	Front of right front door	C606	151- 18-A10
Right Front Door Lock Actuator	218A40	Top rear of right front door	C602	151- 18-E10
Right Front Door Speaker	18971	In front center of right front door	C604	151- 18-B10
Right Front Park/Turn Lamp	13200	RH front of vehicle	C194	151- 10- F2
Right Front Wheel Sensor	*	Near right front wheel	C103	151- 16-C10
Right Stop/Park/Turn Lamp	13404	RH rear of vehicle	C401	151- 17- F5
RKE Data Link Connector (DLC)	*	Behind LH side of I/P	C245	151- 14- A5
Shift Lock Actuator	*	Below RH side of steering column	C221	151- 13- F3
Side Door Courtesy Lamp Switch	13A786	Behind RH "B" pillar in door jamb	C308	151- 16-E10
Side Door Courtesy Lamp Switch	13A786	Behind RH "B" pillar in door jamb	C312	151- 17-E10
Side Door Lock Actuator	*	Mounted in side door	C315	151- 16-D10
Speed Control Servo	9A825	LH side of engine compartment, near brake master cylinder	C146	151- 11-B10
Speed Control Switch Assembly	*	Top of steering column	C253	*
Starter	*	Lower RH side of engine	*	151- 1- D1
Starter Motor Relay	11450	RH front corner of engine compartment, near battery	*	*
Temperature Control Switch	*	Center of I/P	C206	151- 13-A10
Throttle Position (TP) Sensor (4.2L)	9B989	Top of engine, near air intake	C117	151- 2- A4
Throttle Position (TP) Sensor (4.6L)	9B989	Top of engine, near air intake	C117	151- 4- A5
Throttle Position (TP) Sensor (5.4L)	9B989	Top of engine, near air intake	C117	151- 6- A7
Throttle Position (TP) Sensor (6.8L)	9B989	Top of engine, near air intake	C117	151- 8- A6
Trailer Battery Charge Relay	14A301	LH front of engine compartment, in battery junction box	*	151- 10- E9

* No Figure Available

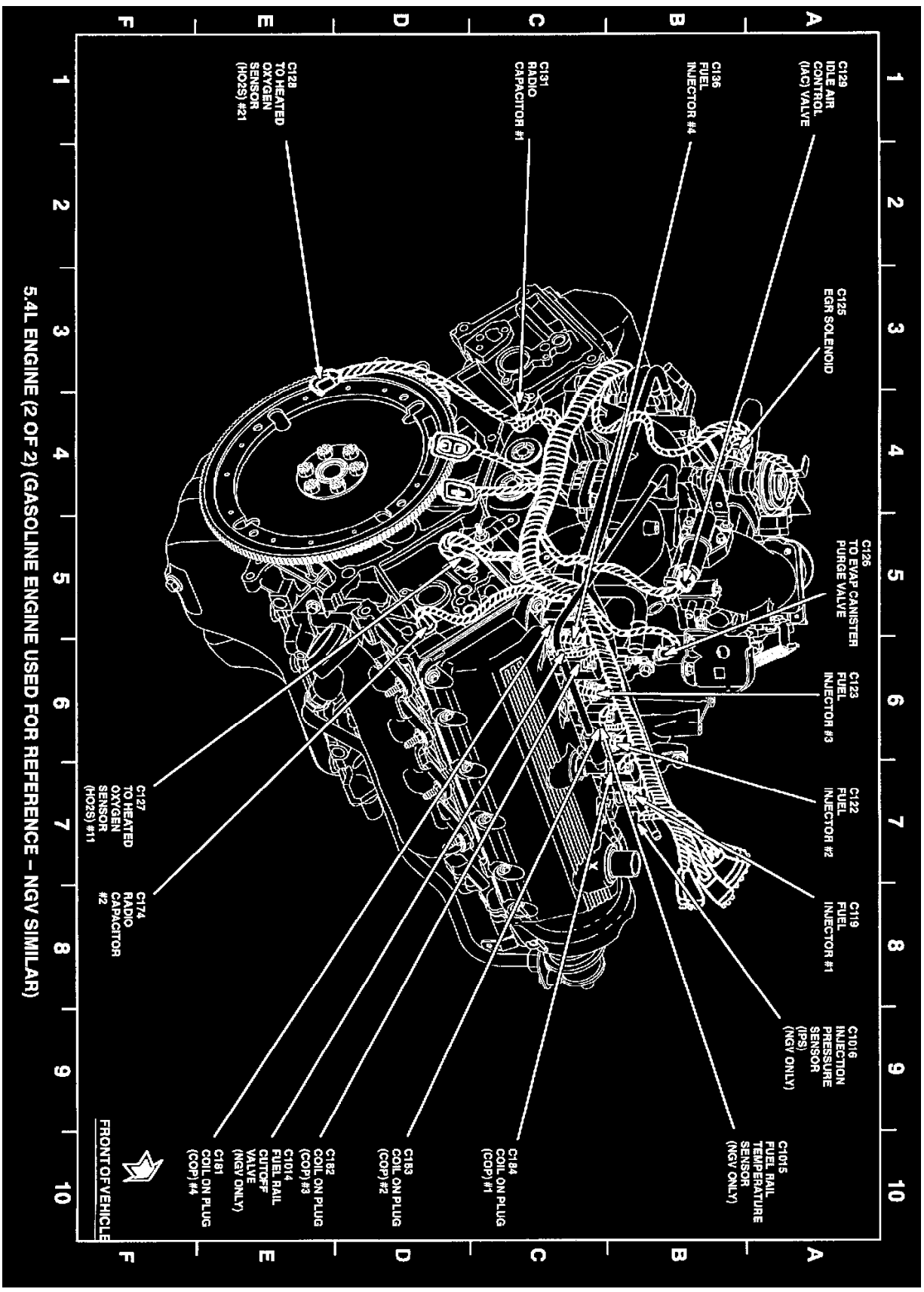
RH-T

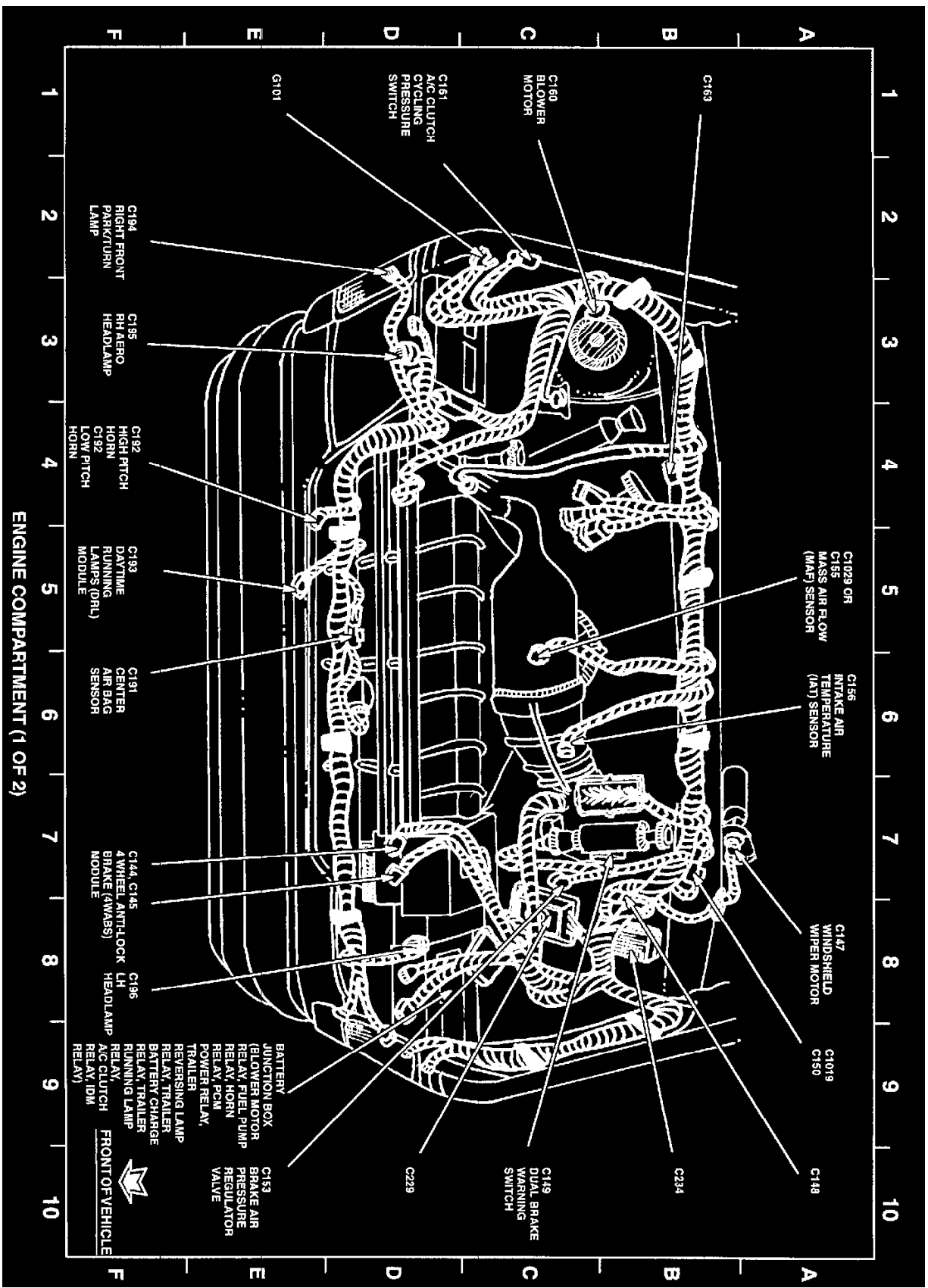
<u>Component</u>	<u>Base Part No.</u>	<u>Location</u>	<u>Connector View</u>	<u>Location View</u>
Trailer/Camper Adapter (Class II)	*	Below LH side of rear bumper	C419	151 - 16 - F2
Trailer/Camper Adapter (Class I)	*	Below LH side of rear bumper	C422	151 - 18 - F3
Trailer Reversing Lamp Relay	14A301	LH front of engine compartment, in battery junction box	*	151 - 10 - E9
Trailer Running Lamp Relay	14A301	LH front of engine compartment, in battery junction box	*	151 - 10 - E9
Turbine Shaft Speed (TSS) Sensor	*	Under vehicle, on right side of transmission	C1021	*
Vacuum Check Valve	*	NA	*	*
Vehicle Speed Sensor (VSS)	*	Under vehicle, on left side of transmission	C108	151 - 20 - C6
Warning Buzzer Module	10B924	Behind center of I/P	C214	151 - 12 - F7
Washer Pump	17664	Attached to washer fluid reservoir on RH fender apron	C157	151 - 11 - F5
Water In Fuel Sensor	*	Top left center of engine	C1998	151 - 1 - A7
Windshield Wiper Motor	17A511	LH rear of engine compartment, mounted on top of cowl	C147	151 - 10 - A8
Wiper Control Module	17A553	Behind center side of I/P	C216	151 - 12 - F4

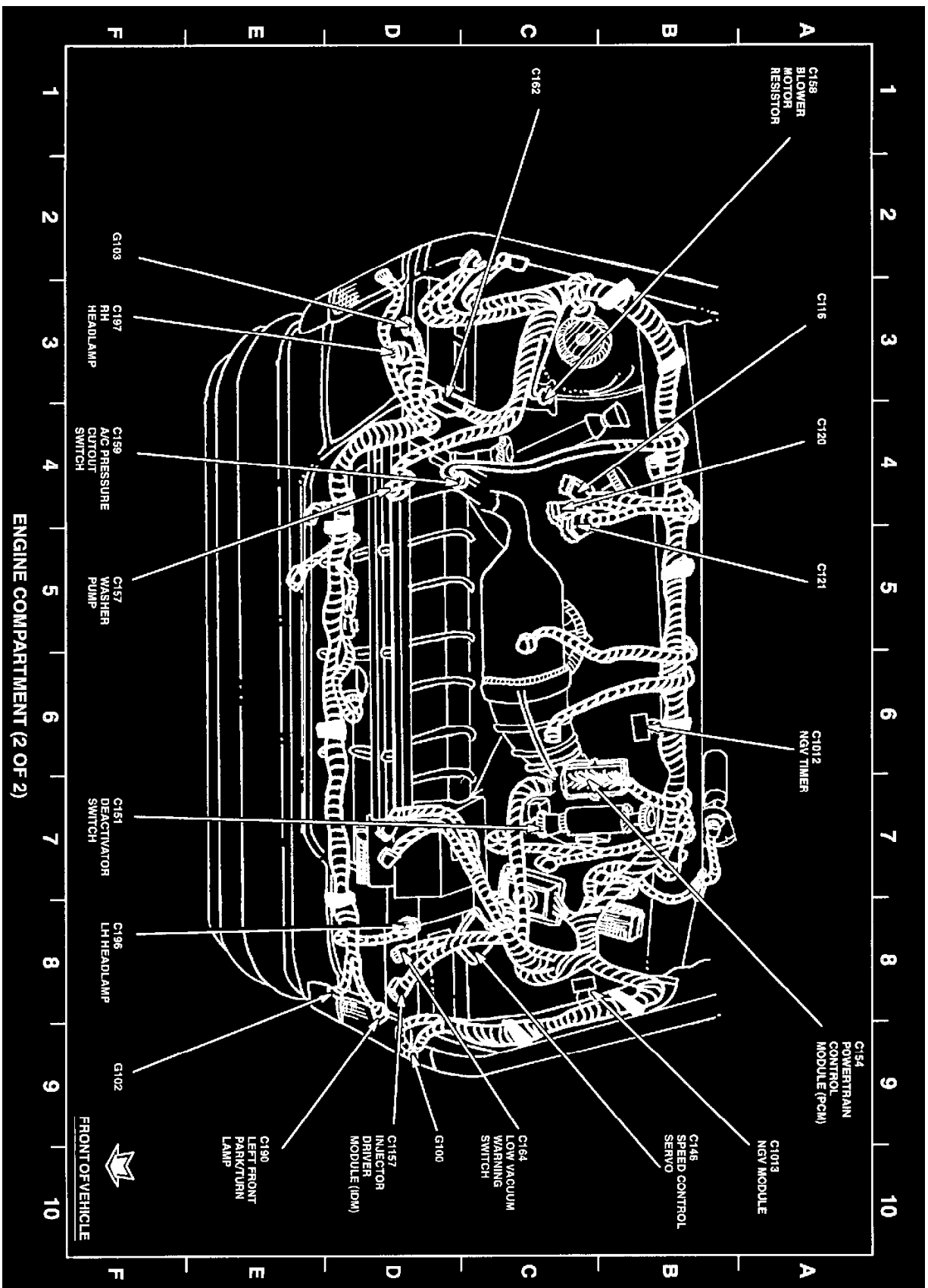
T-W



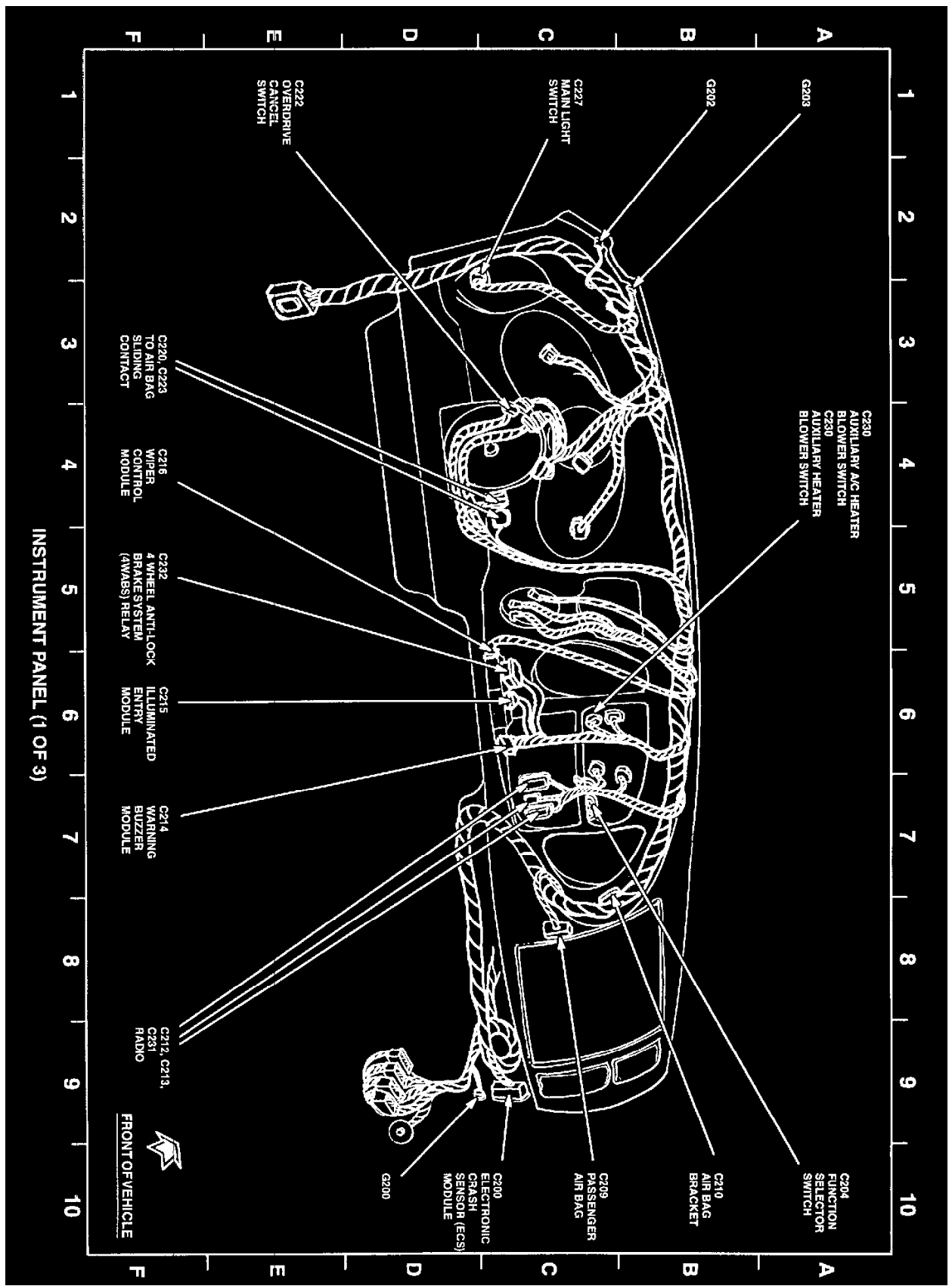
5.4L ENGINE (1 OF 2) (GASOLINE ENGINE USED FOR REFERENCE—NGV SIMILAR)







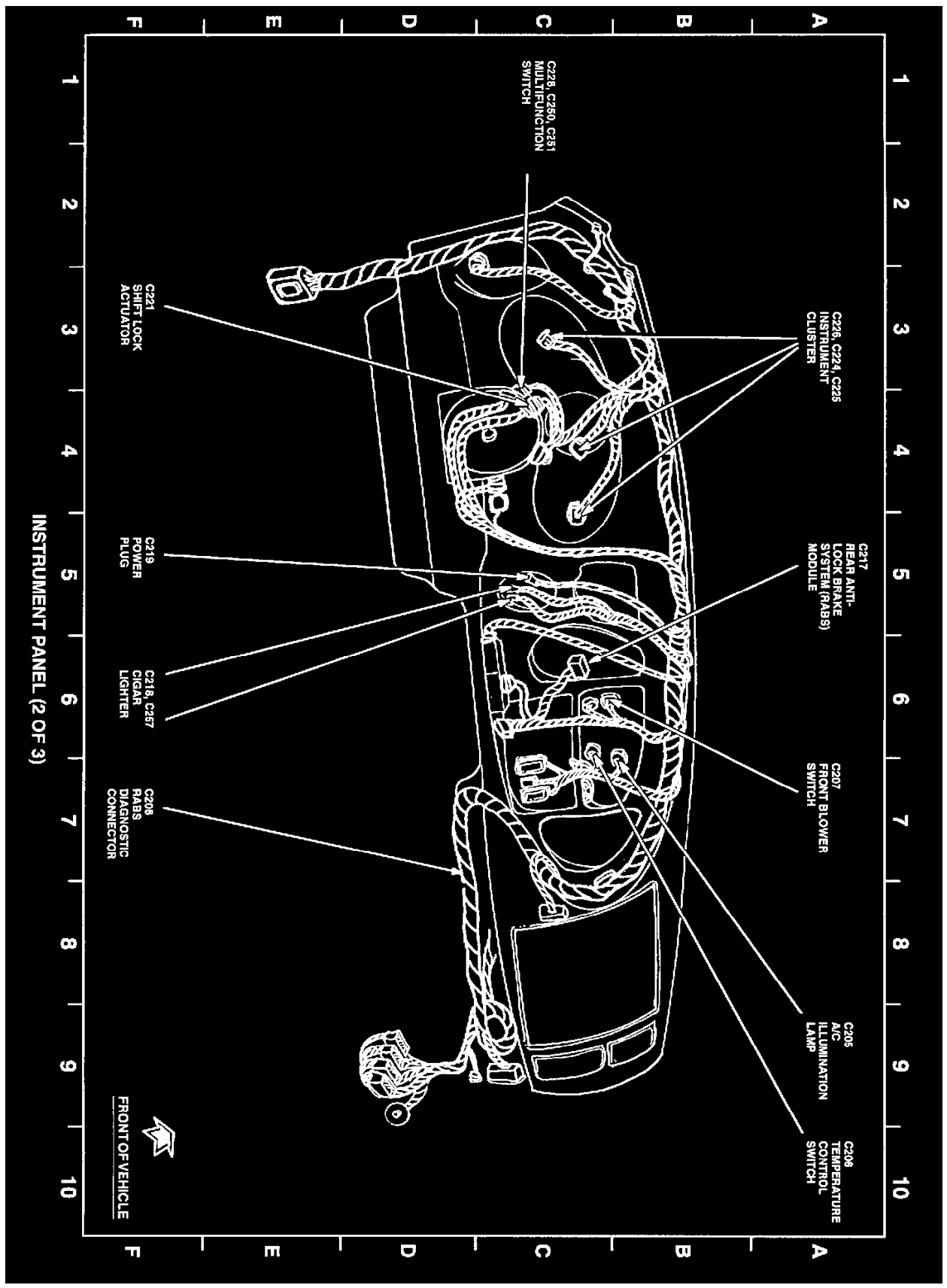
ENGINE COMPARTMENT (2 OF 2)



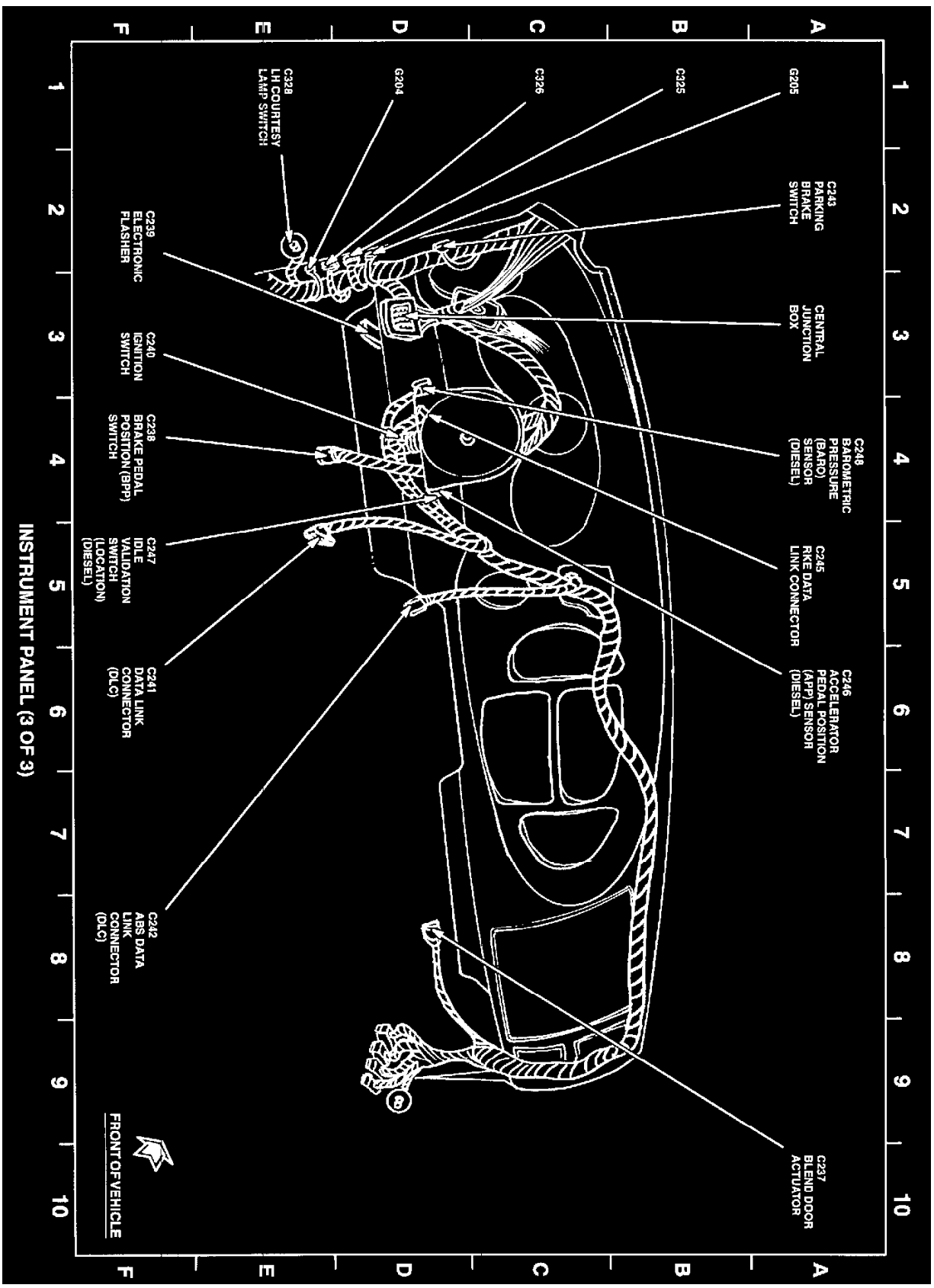
INSTRUMENT PANEL (1 OF 3)



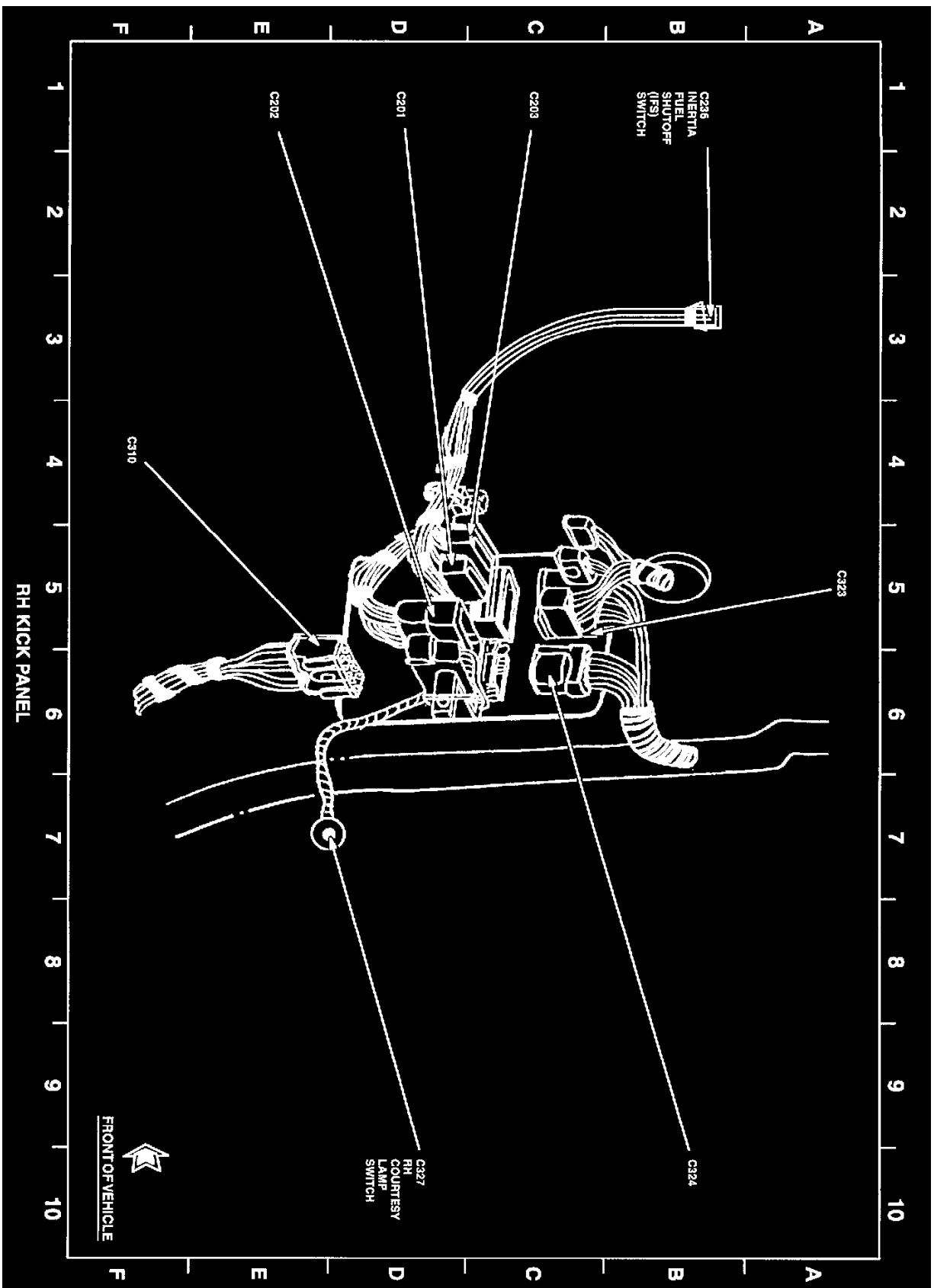
FRONT OF VEHICLE

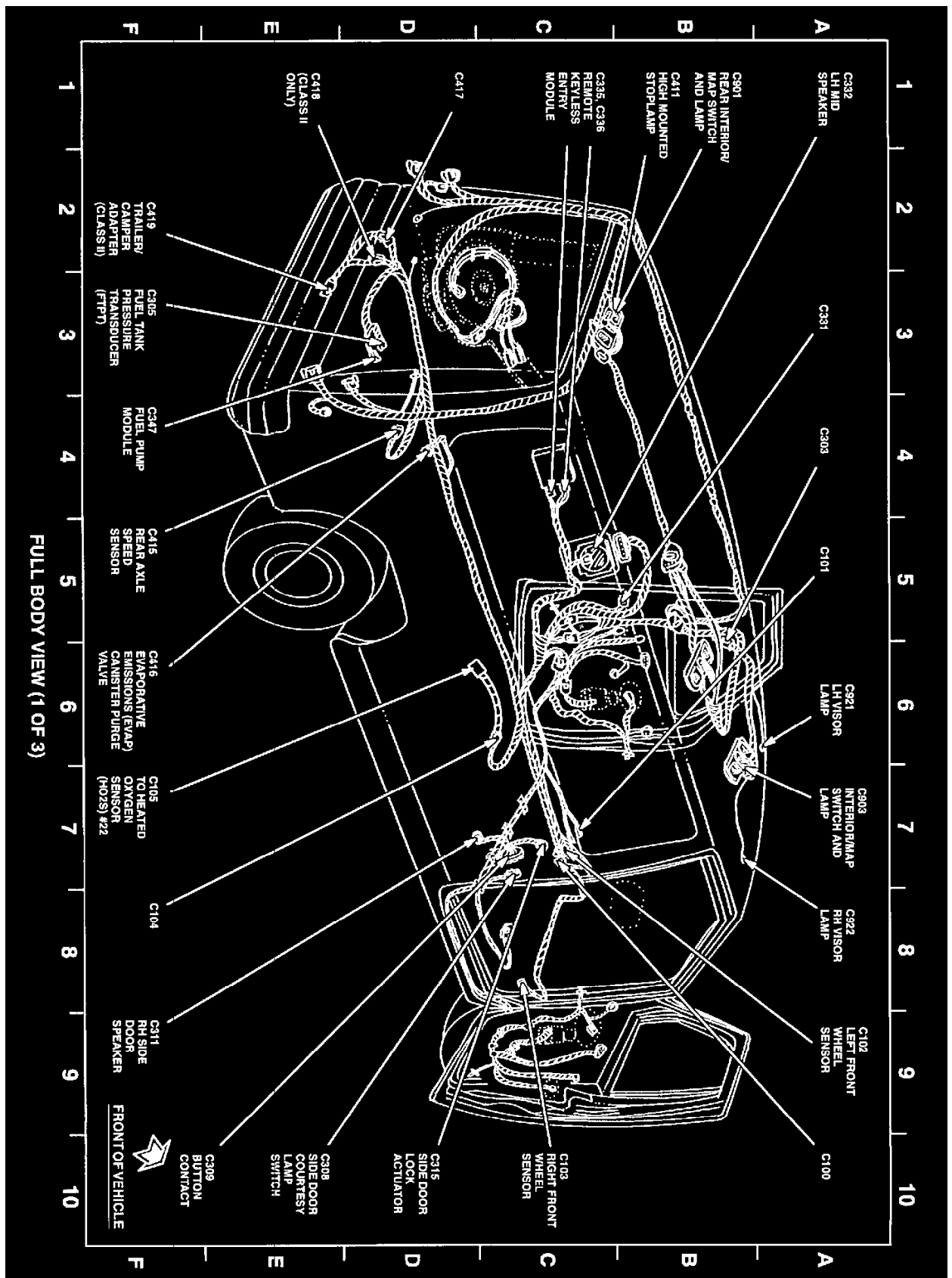


INSTRUMENT PANEL (2 OF 3)

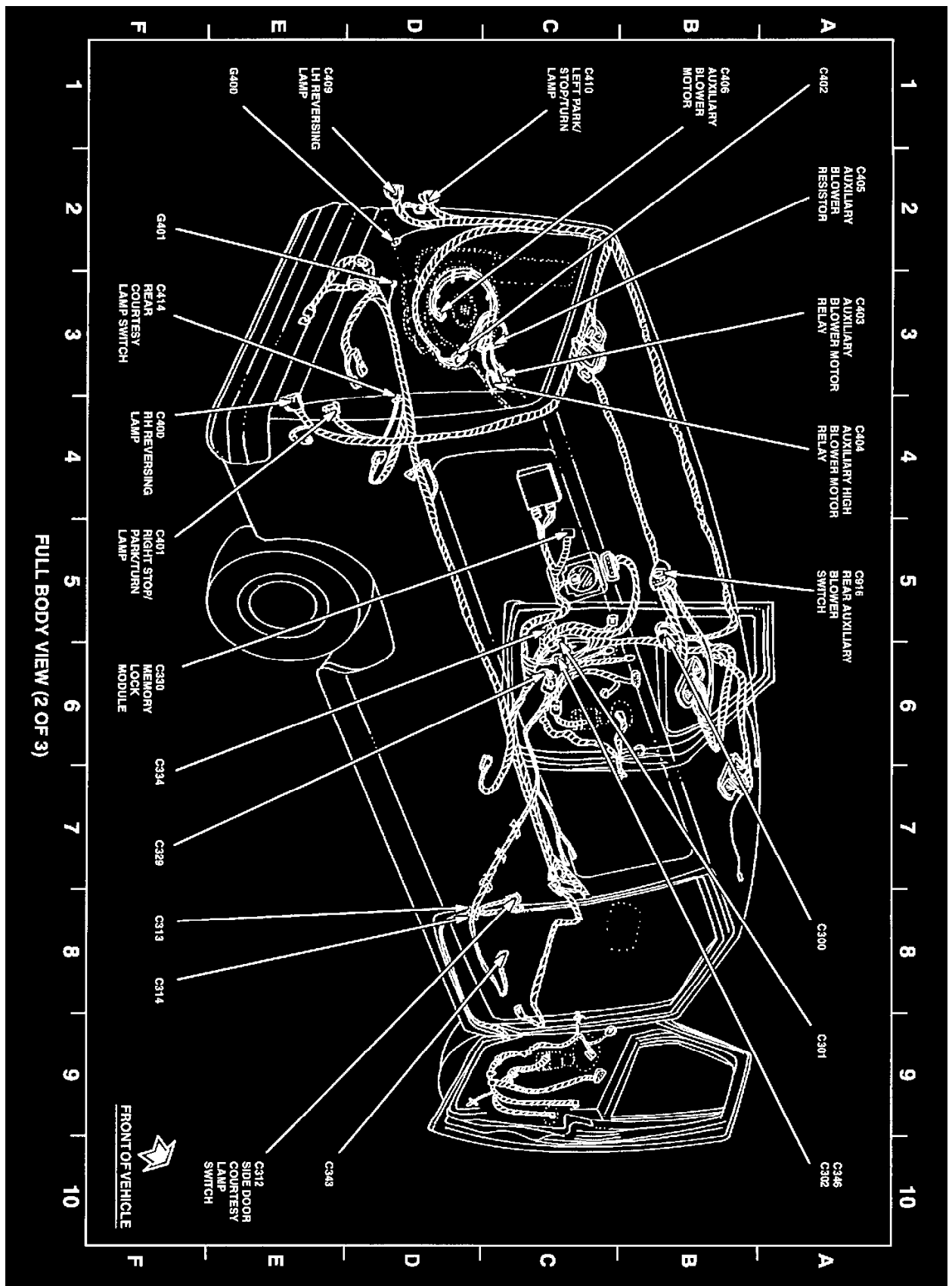


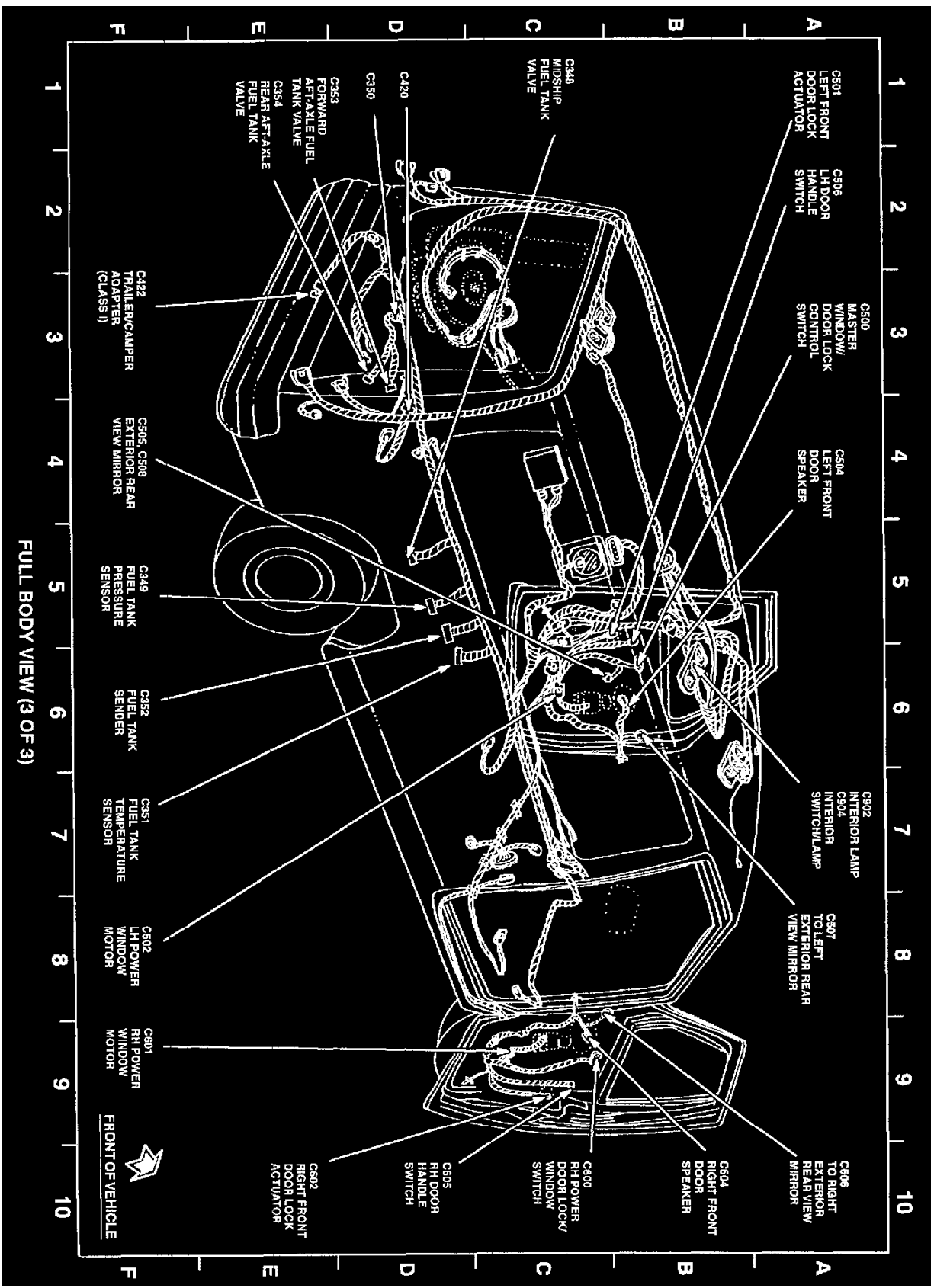
INSTRUMENT PANEL (3 OF 3)

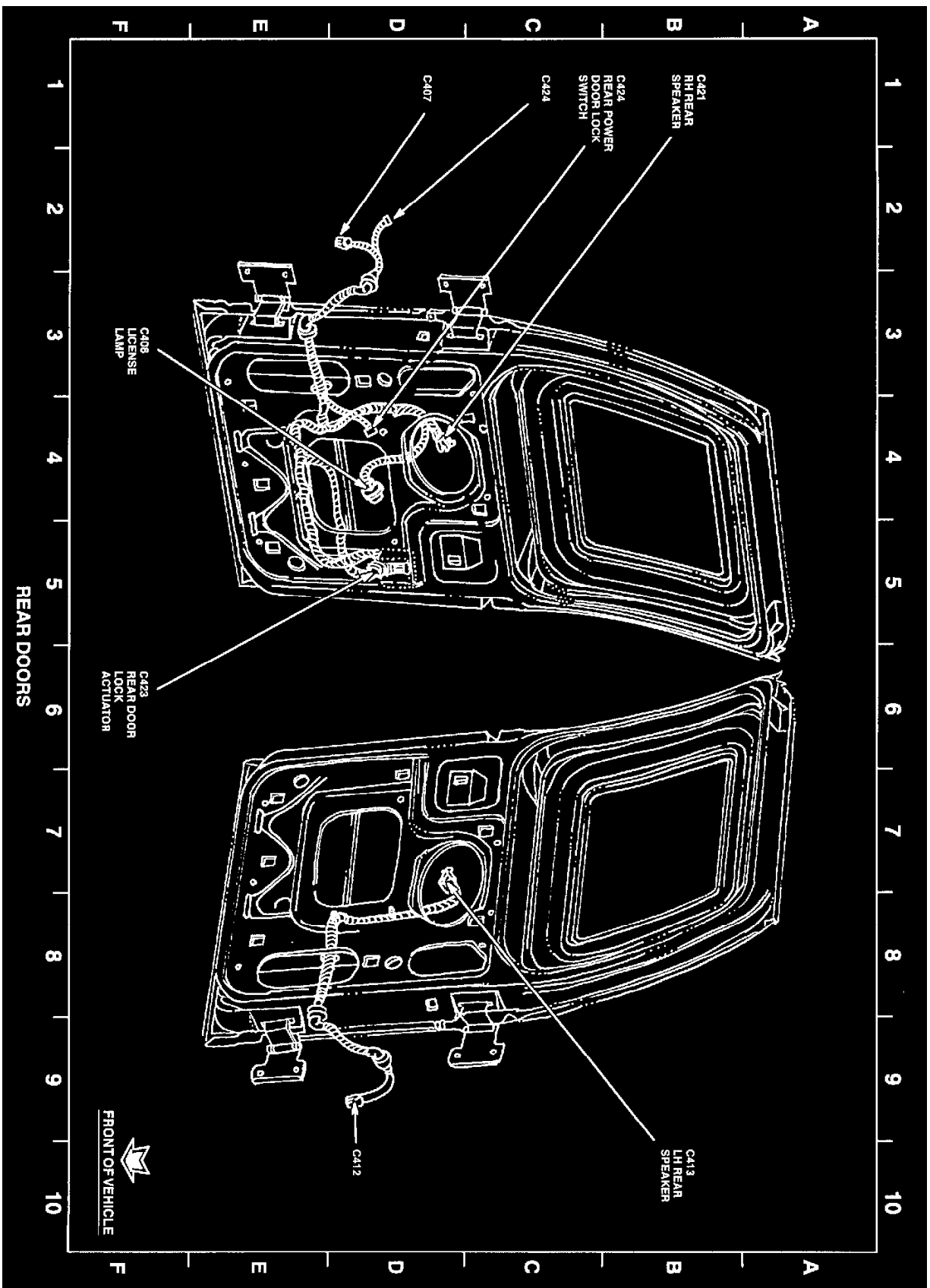


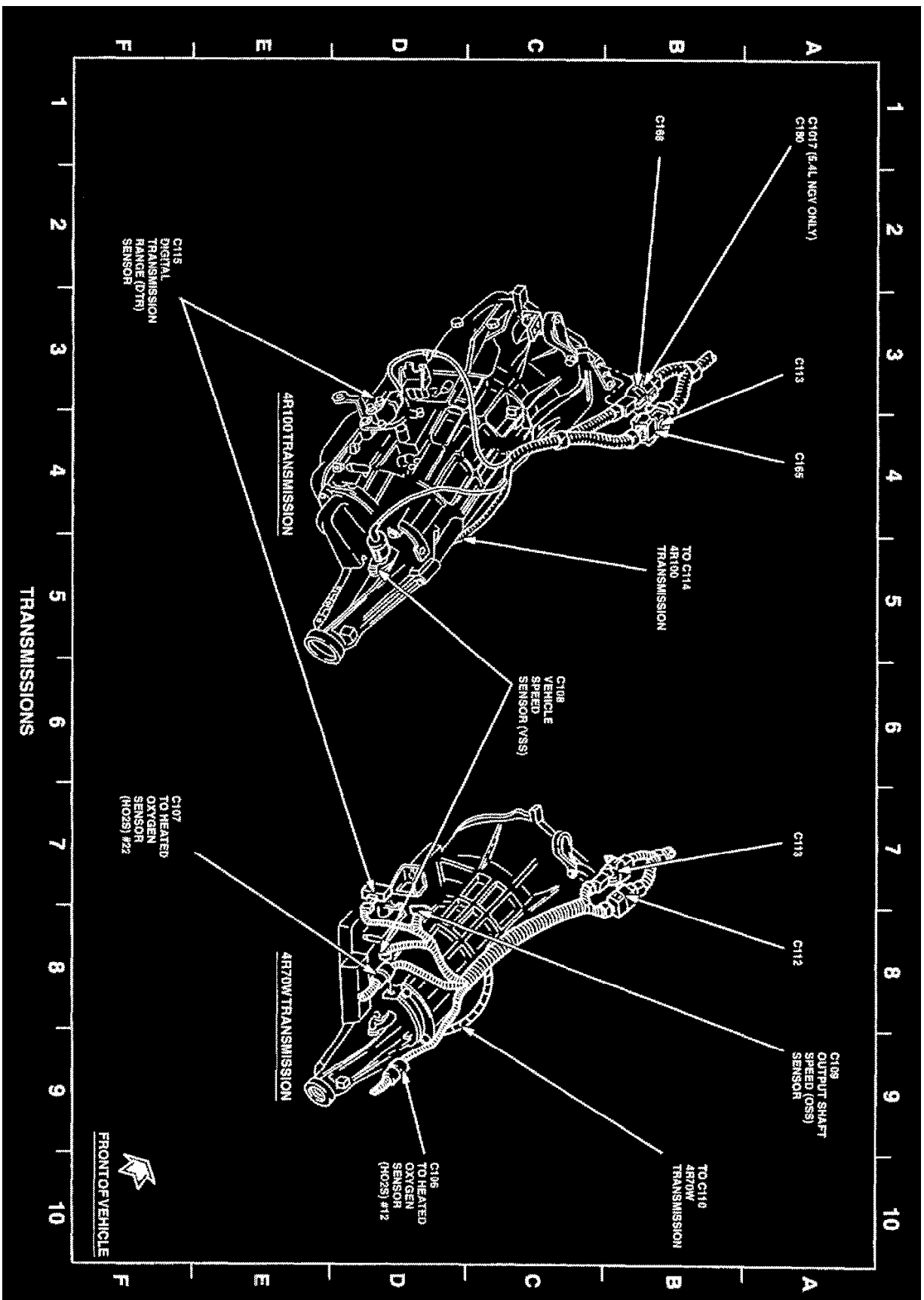


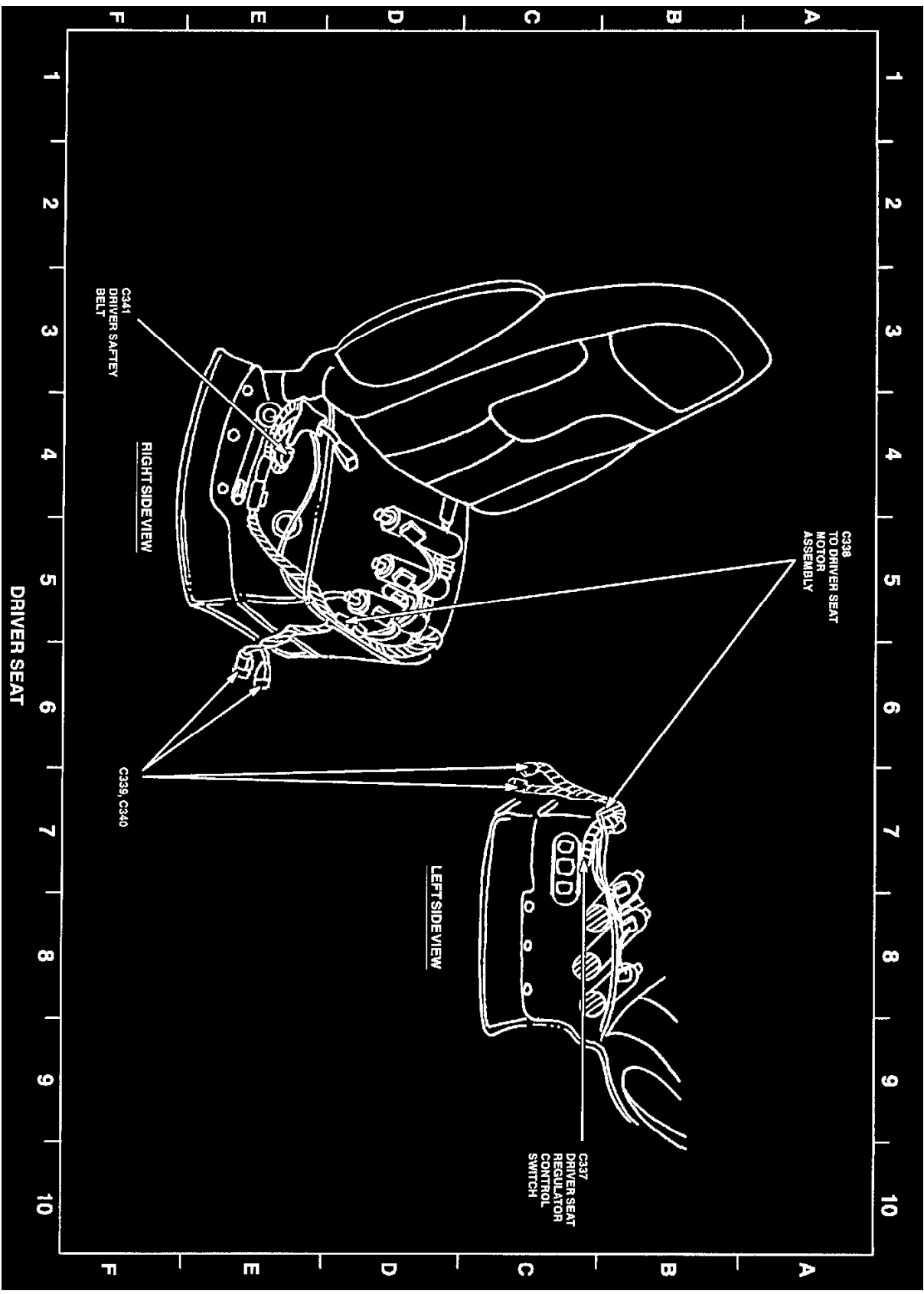
FULL BODY VIEW (1 OF 3)

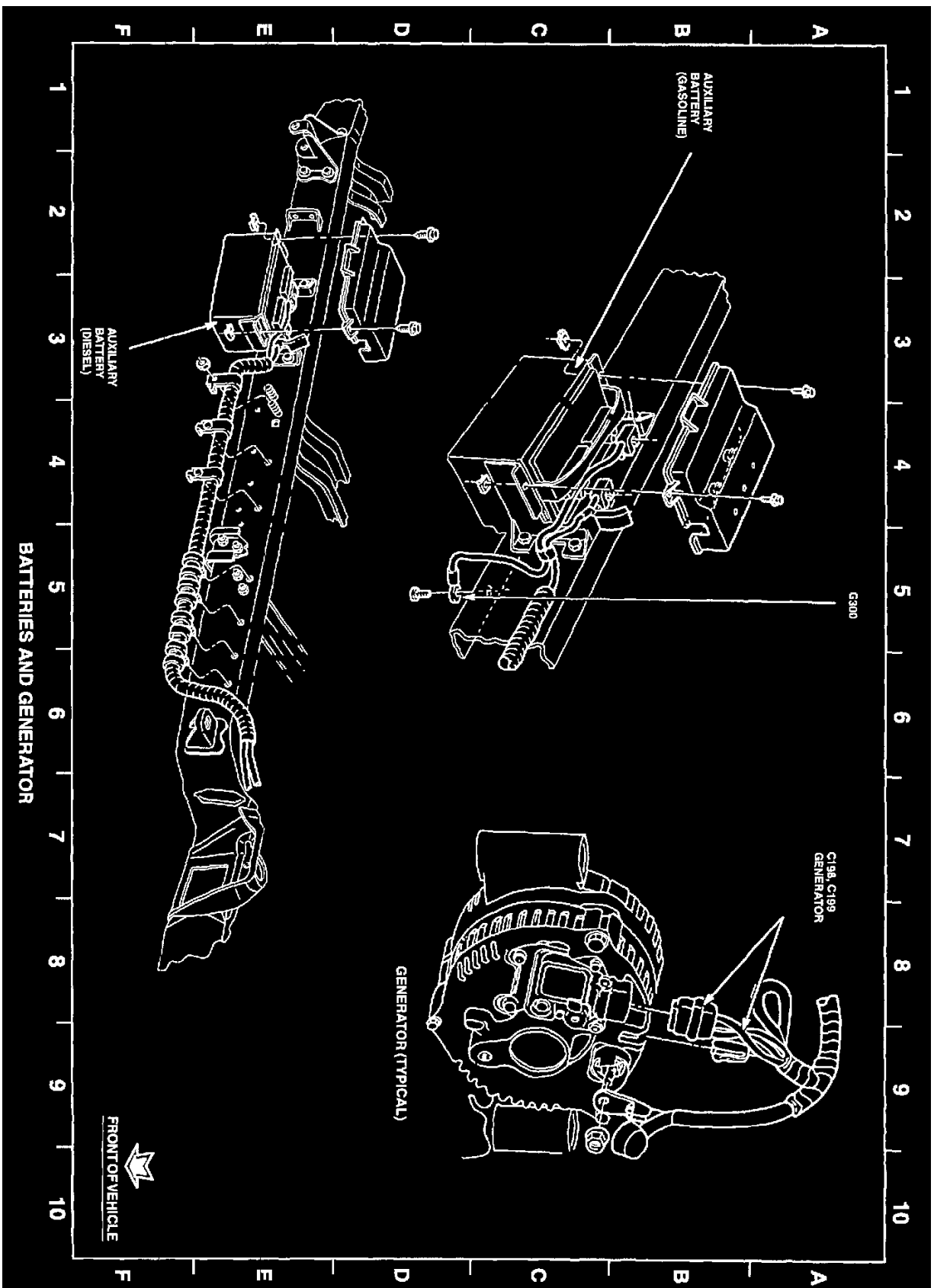


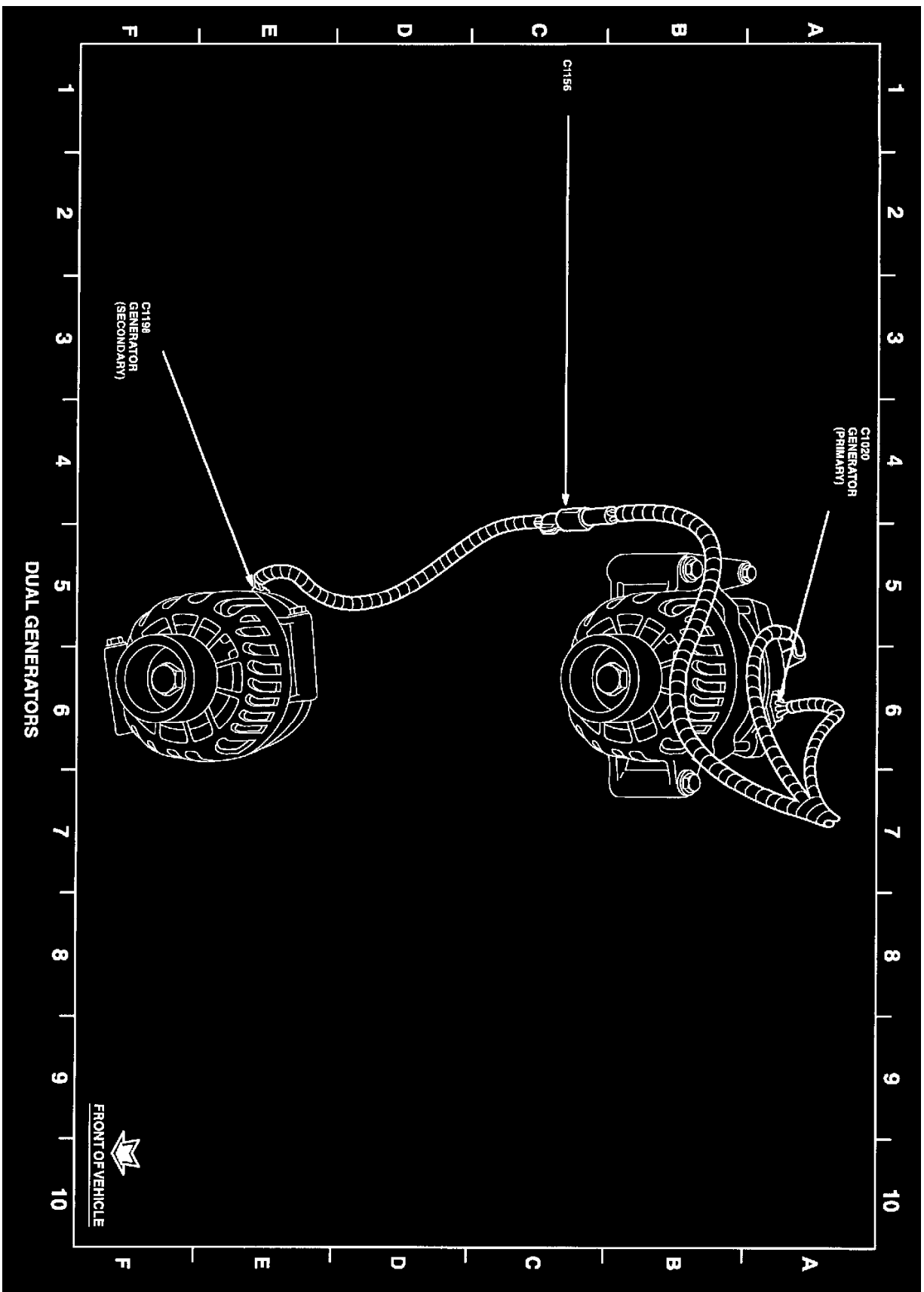












Connector Locations

<u>Connector</u>	<u>Location</u>	<u>Location View</u>	<u>Connector View</u>	<u>Color</u>	<u>Terminal</u>
C100	LH rear of engine compartment, below engine access cover	151- 16-A10	150-1	BK	42
C101	Beneath left front of vehicle, near left front wheel sensor	151- 16- A5		GY	4
C102	Inside left front wheelwell, to left front wheel sensor	151- 16- A9		BK	2
C103	Inside right front wheelwell, to right front wheel sensor	151- 16-C10		BK	2
C104	Beneath left center of vehicle, near transmission	151- 16- F8		BU	4
C105 (5.4L)	Beneath center of vehicle, to heated oxygen sensor (HO2S) #22	151- 16- F7			4
C105 (6.8L)	Beneath center of vehicle, to heated oxygen sensor (HO2S) #22	151- 16- F7			4
C106 (4.2L)	Beneath center of vehicle, to heated oxygen sensor (HO2S) #12	151- 20-D10		BU	4
C106 (4.6L)	Beneath center of vehicle, to heated oxygen sensor (HO2S) #12	151- 20-D10			4
C107 (4.2L)	Beneath center of vehicle, to heated oxygen sensor (HO2S) #22	151- 20- F7		BU	4
C107 (4.6L)	Beneath center of vehicle, to heated oxygen sensor (HO2S) #22	151- 20- F7			4

* No Figure Available

C100-C107

Connector	Location	Location		Color	Terminal
		View	View		
C108	Left side of transmission, on vehicle speed sensor	151- 20- C6		BK	2
C109	Left side of transmission, on output shaft speed (OSS) sensor	151- 20- A9	29-6	BK	2
C110	Under right center of vehicle, on 4F70W transmission	151- 20-B10	29-5	WH	10
C111	LH frame rail below engine access cover		*		4
C112	Top right side of transmission	151- 20- A8	150-3	BK	16
C113 (4R100)	Top right side of transmission	151- 20- A3	150-4	GY	16
C113 (4R70W)	Top left side of transmission	151- 20- A7	150-4	GY	16
C114	Under right center of vehicle, on 4F100 transmission	151- 20- B5	30-8	GY	12
C115 (4R100)	Left side of transmission, on digital transmission range sensor	151- 20- F2	30-8	BK	12
C115 (4R70W)	Left side of transmission, on digital transmission range sensor	151- 20- F2	29-5	BK	12
C116	Near intake air temperature (IAT) sensor	151- 11- A3	150-5	BK	42
C117 (4.2L)	Top of engine on throttle position sensor	151- 2- A4		BK	3
C117 (4.6L)	Top of engine on throttle position sensor	151- 4- A5			3
C117 (5.4L)	Top of engine on throttle position sensor	151- 6- A7			3
C117 (6.8L)	Top of engine on throttle position sensor	151- 8- A6			3
C118 (4.2L)	Top right front of engine, on DPFE sensor	*			3
C118 (4.6L)	Top left rear of engine, on DPFE sensor	151- 5- A2		BK	3
C118 (5.4L)	Top right of engine, on DPFE sensor	151- 6- A8			3
C118 (6.8L)	Left rear of engine, on DPFE sensor	151- 8- A7			3
C119 (4.2L)	Above right bank of engine, on fuel injector #1	151- 3-C10		GY	2
C119 (4.6L)	Above right bank of engine, on fuel injector #1	151- 5-B10			2
C119 (5.4L)	Above right bank of engine, on fuel injector #1	151- 7- A8			2
C119 (6.8L)	Above right bank of engine, on fuel injector #1	151- 9-D10			2
C120	Near A/C pressure cutoff switch	151- 11- A4	150-7,	BK	16
C121	Near A/C pressure cutoff switch	151- 11- A5	150-32	GY	16
C122 (4.2L)	Above right bank of engine, on fuel injector #2	151- 3-D10		GY	2
C122 (4.6L)	Above right bank of engine, on fuel injector #2	151- 5-C10			2
C122 (5.4L)	Above right bank of engine, on fuel injector #2	151- 7- A7			2
C122 (6.8L)	Above right bank of engine, on fuel injector #2	151- 9-E10		GY	2
C123 (4.2L)	Above right bank of engine, on fuel injector #3	151- 3-D10		GY	2
C123 (4.6L)	Above right bank of engine, on fuel injector #3	151- 5-D10			2

* No Figure Available

<u>Connector</u>	<u>Location</u>	<u>Location View</u>	<u>Connector View</u>	<u>Color</u>	<u>Terminal</u>
C123 (5.4L)	Above right bank of engine, on fuel injector #3	151- 7- A6			2
C123 (6.8L)	Above right bank of engine, on fuel injector #3	151- 9- F9		GY	2
C124	Right rear top of engine, on electric Intake manifold runner control	151- 3- B1			4
C125 (4.2L)	Above right valve cover, on EGR solenoid	151- 3- F9		BK	2
C125 (4.6L)	Above left valve cover, on EGR solenoid	151- 5- A3		BK	2
C125 (5.4L)	Top left rear of engine, on EGR solenoid	151- 7- A3		BK	2
C125 (6.8L)	Top left rear of engine, on EGR solenoid	151- 9- A3		BK	2
C126 (4.2L)	Center rear of engine compartment, on EVAP canister purge valve	151- 3- F4		BK	2
C126 (4.6L)	Center rear of engine compartment, on EVAP canister purge valve	151- 5- D1		BK	2
C126 (5.4L)	Center rear of engine compartment, on EVAP canister purge valve	151- 7- A5		BK	2
C126 (6.8L)	Center rear of engine compartment, on EVAP canister purge valve	151- 9- F6		BK	2
C127 (4.2L)	Right rear of engine, to HO2S #11	151- 3- F6		GN	4
C127 (4.6L)	Right rear of engine, to HO2S #11	151- 5- F7			4
C127 (5.4L)	Right rear of engine, to HO2S #11	151- 7- F7			4
C127 (6.8L)	Right rear of engine, to HO2S #11	151- 9- F4		GN	4
C128 (4.2L)	Left rear of engine, to HO2S #21	151- 3- D1		GN	4
C128 (4.6L)	Left rear of engine, to HO2S #21	151- 5- B1			4
C128 (5.4L)	Left rear of engine, to HO2S #21	151- 7- E1			4
C128 (6.8L)	Left rear of engine, to HO2S #21	151- 9- D1		GN	4
C129 (4.2L)	Top center of engine, on IAC valve	151- 3- A5		BK	2
C129 (4.6L)	Rear of engine, on IAC valve	151- 4- A4		BK	2
C129 (5.4L)	Top center rear of engine, on IAC valve	151- 7- A1		BK	2
C129 (6.8L)	Top center rear of engine, on IAC valve	151- 9- A4		BK	2
C130	Left front of engine, on ignition coil	151- 3- A4		BK	4
C131 (4.2L)	Rear of ignition coil, on radio capacitor #1	151- 3- A3		GY	1
C131 (4.6L)	Near right front ignition coil, on radio capacitor #1	151- 4- C1		GY	1
C131 (5.4L)	Upper left rear of engine, on radio capacitor #1	151- 7- C1		GY	1
C131 (6.8L)	Upper left front of engine, on radio capacitor #1	151- 9- A2		GY	1
C134 (4.2L)	Above left bank of engine, on fuel injector #6	151- 2-A10		GY	2
C134 (4.6L)	Above left bank of engine, on fuel injector #6	151- 4-D10			2
C134 (5.4L)	Above left bank of engine, on fuel injector #6	151- 6-D10			2

* No Figure Available

C123-C134

<u>Connector</u>	<u>Location</u>	<u>Location View</u>	<u>Connector View</u>	<u>Color</u>	<u>Terminal</u>
C134 (6.8L)	Above left bank of engine, on fuel injector #6	151- 8- F8		GY	2
C135 (4.2L)	Above left bank of engine, on fuel injector #5	151- 2- A9		GY	2
C135 (4.6L)	Above left bank of engine, on fuel injector #5	151- 4-E10			2
C135 (5.4L)	Above left bank of engine, on fuel injector #5	151- 6- F9			2
C135 (6.8L)	Above left bank of engine, on fuel injector #5	151- 9- F7		GY	2
C136 (4.2L)	Above left bank of engine, on fuel injector #4	151- 2- A8		GY	2
C136 (4.6L)	Above right bank of engine, on fuel injector #4	151- 5-E10			2
C136 (5.4L)	Above right bank of engine, on fuel injector #4	151- 7- B1			2
C136 (6.8L)	Above right bank of engine, on fuel injector #4	151- 9- F8		GY	2
C137 (4.2L)	On heater outlet elbow, on instrumentation engine coolant temperature sensor	151- 2- A7		BK	2
C137 (4.6L)	Top front of engine, on instrumentation engine coolant temperature sensor	151- 4- A4		BK	2
C137 (5.4L)	Top left front of engine, on instrumentation engine coolant temperature sensor	151- 6- A4		BK	2
C137 (6.8L)	Top left front of engine, on instrumentation engine coolant temperature sensor	151- 8- A2		BK	2
C137 (7.3L)	Top left front of engine, on instrumentation engine coolant temperature sensor		*	BK	2
C138 (4.2L)	Lower left front of engine, on engine oil pressure switch	151- 2- F3		BK	1
C138 (4.6L)	Lower left front of engine, on engine oil pressure switch	151- 4- F6		BK	1
C138 (5.4L)	Lower left front of engine, on engine oil pressure switch	151- 6- F5		BK	1
C138 (6.8L)	Lower left front of engine, on engine oil pressure switch	151- 8- F3		BK	1
C138 (7.3L)	Lower left front of engine, on engine oil pressure switch	151- 1- E1		BK	1
C139 (4.6L)	Front of left cylinder head, on camshaft position (CMP) sensor	151- 4- F4			2
C139 (5.4L)	Front of left cylinder head, on camshaft position (CMP) sensor	151- 6- D1			2
C139 (6.8L)	Left front of engine, on camshaft position (CMP) sensor	151- 8- D1			2
C140 (4.2L)	Right rear side of engine, on knock sensor (KS)	151- 3- F7		GN	2
C140 (4.6L)	Top right hand rear of engine, on knock sensor (KS)	151- 5- F9		BK	2
C140 (5.4L)	Top right rear of engine, on knock sensor (KS)		*	BK	2
C140 (6.8L)	Top right rear of engine, on knock sensor (KS)	151- 9- C1		BK	2

* No Figure Available

<u>Connector</u>	<u>Location</u>	<u>Location View</u>	<u>Connector View</u>	<u>Color</u>	<u>Terminal</u>
C141 (4.2L)	Lower right front of engine, on crankshaft position (CKP) sensor	151- 2- E1		BK	2
C141 (4.6L)	Lower right front of engine, on crankshaft position (CKP) sensor	151- 4- F3			2
C141 (5.4L)	Lower center front of engine, on crankshaft position (CKP) sensor	151- 6- F3			2
C141 (6.8L)	Lower right front of engine, on crankshaft position (CKP) sensor	151- 8- D1		BK	2
C142 (4.2L)	Left rear of engine, on cylinder head temperature (CHT) sensor	151- 3- E1		GY	2
C143 (4.2L)	Left front of engine, on A/C compressor clutch	151- 2- D1		BK	2
C143 (4.6L)	Lower right front of engine, on A/C compressor clutch	151- 4- D1			2
C143 (5.4L)	Lower right front of engine, on A/C compressor clutch	151- 6- E1			2
C143 (6.8L)	Lower right front of engine, on A/C compressor clutch	151- 8- E1		BK	2
C144	On 4 wheel anti-lock brakes (4 WABS) module, on left front frame rail	151- 10- F7	42-6	BK	24
C145	On 4 wheel anti-lock brakes (4 WABS) module, on left front frame rail	151- 10- F7		BK	2
C146	LH side of engine compartment, on speed control servo	151- 11- B10	31-5	BK	10
C147	Left rear of engine compartment, on windshield wiper motor	151- 10- A8	81-5		5
C148	Left rear of engine compartment, on modified vehicle power	151- 10- A10		BK	4
C149	Left side of engine compartment, on dual brake warning switch	151- 10- C10		BK	3
C150	LH rear of engine compartment, above master cylinder	151- 10- A9		BK	2
C151	Left rear of engine compartment, on deactivator switch	151- 11- F7		BK	2
C153	Left side of engine compartment, on brake air pressure regulator valve	151- 10- E10		BK	4
C154 (4.2L)	Left rear of engine compartment, on powertrain control module (PCM)	151- 11- A9	24-12	GY	104
C154 (4.6L)	Left rear of engine compartment, on powertrain control module (PCM)	151- 11- A9	25-12	GY	104
C154 (5.4L)	Left rear of engine compartment, on powertrain control module (PCM)	151- 11- A9	26-10	GY	104

* No Figure Available

C141-C154

Connector	Location	Location	Connector	Color	Terminal
		View	View		
C154 (5.4L NGV)	Left rear of engine compartment, on powertrain control module (PCM)	151- 11- A9	28-12	GY	104
C154 (6.8L)	Left rear of engine compartment, on powertrain control module (PCM)	151- 11- A9	27-10	GY	104
C154 (7.3L)	Left rear of engine compartment, on powertrain control module (PCM)	151- 11- A9	23-12	GY	104
C155	Center of engine compartment, on mass air flow (MAF) sensor	151- 10- A5		BK	4
C156	In clean air tube, on intake air temperature (IAT) sensor	151- 10- A6		BK	2
C157	Right hand front fender, on washer pump	151- 11- F5		BK	2
C158	Right rear of engine compartment, on blower motor resistor	151- 11- A1		WH	4
C159	Right front of engine compartment, on A/C pressure cutout switch	151- 11- F4		BK	4
C160	Right side of engine compartment, on blower motor	151- 10- C1		BK	2
C161	RH front of engine compartment, on A/C clutch cycling pressure switch	151- 10- D1		BN	4
C162	RH front of engine compartment, near blower motor resistor	151- 11- C1	150-8	GY	16
C163	RH rear of engine compartment, near cowl	151- 10- B1			4
C164	Left front of engine compartment, on low vacuum warning switch	151- 11- C10			3
C165	Top right side of transmission	151- 20- A4	150-9	GY	16
C166	Left rear of engine compartment, behind engine	151- 1- A8	150-10		42
C167 (7.3L)	Front of engine, on A/C compressor clutch	*			2
C168	Top left side of engine compartment, behind engine	151- 20- B1		BK	4
C169	Right front of engine, on ignition coil	151- 4- B1			3
C170 (4.6L)	Above left bank of engine, on fuel injector #7	151- 4- C10			2
C170 (5.4L)	Above left bank of engine, on fuel injector #7	151- 6- C10			2
C170 (6.8L)	Above left bank of engine, on fuel injector #7	151- 8- E10		GY	2
C171 (4.6L)	Above left bank of engine, on fuel injector #8	151- 4- B10			2
C171 (5.4L)	Above left bank of engine, on fuel injector #8	151- 6- B10			2
C171 (6.8L)	Above left bank of engine, on fuel injector #8	151- 8- D10		GY	2
C172 (4.6L)	Top front of left cylinder head, on cylinder head temperature (CHT) sensor	151- 4- F9		BK	4

* No Figure Available

C154-C172

<u>Connector</u>	<u>Location</u>	<u>Location View</u>	<u>Connector View</u>	<u>Color</u>	<u>Terminal</u>
C172 (5.4L)	Top front of left cylinder head, on cylinder head temperature (CHT) sensor	151- 6-C1	BK	4	
C172 (6.8L)	Top front of left cylinder head, on cylinder head temperature (CHT) sensor	151- 8-A3	BK	4	
C173 (4.6L)	Left hand front of engine, on inlet air control sensor	151- 4-F8	BK	2	
C173 (5.4L)	Left hand front of engine, on inlet air control sensor	151- 6-A5	BK	2	
C174 (4.6L)	Near left front ignition coil, on radio capacitor #2	151- 4-F5	GY	1	
C174 (5.4L)	Right rear of engine, on radio capacitor #2	151- 7-F8	GY	1	
C174 (6.8L)	Upper right front of engine, on radio capacitor #2	151- 9-F5	GY	1	
C175	Left front of engine, on ignition coil	151- 4-E1		3	
C176 (5.4L)	Above left bank of engine, on COP #5	151- 6-F8		2	
C176 (6.8L)	Above right bank of engine, on COP #5	151- 9-A5	BK	2	
C177 (5.4L)	Above left bank of engine, on COP #6	151- 6-E10		2	
C177 (6.8L)	Above left bank of engine, on COP #6	151- 8-C1	BK	2	
C178 (5.4L)	Above left bank of engine, on COP #7	151- 6-A9		2	
C178 (6.8L)	Above left bank of engine, on COP #7	151- 8-A5	BK	2	
C179 (5.4L)	Above left bank of engine, on COP #8	151- 6-A10		2	
C179 (6.8L)	Above left bank of engine, on COP #8	151- 8-A8	BK	2	
C180	Top left side of transmission	151- 20-A1	GY	4	
C181 (5.4L)	Above right bank of engine, on COP #4	151- 7-E10		2	
C181 (6.8L)	Above right bank of engine, on COP #4	151- 9-A6	BK	2	
C182 (5.4L)	Above right bank of engine, on COP #3	151- 7-E10		2	
C182 (6.8L)	Above right bank of engine, on COP #3	151- 9-A7	BK	2	
C183 (5.4L)	Above right bank of engine, on COP #2	151- 7-D10		2	
C183 (6.8L)	Above right bank of engine, on COP #2	151- 9-A8	BK	2	
C184 (5.4L)	Above right bank of engine, on COP #1	151- 7-C10		2	
C184 (6.8L)	Above right bank of engine, on COP #1	151- 9-A9	BK	2	
C185	Left bank of engine, on COP #2	151- 8-A10	BK	2	
C186	Left side of intake manifold, on fuel injector #9	151- 8-C10	GY	2	
C187	Above left bank of engine, on coil on plug #9	151- 8-A9	BK	2	
C188	Left side of intake manifold, on fuel injector #10	151- 8-B10	GY	2	

* No Figure Available

Connector	Location	Location		Connector	Color	Terminal
		View	View			
C189	Left hand front of vehicle, on left hand aero headlamp	151- 11- F8			BK	3
C190	On left front park/turn lamp	151- 11-E10			BK	3
C191	Front center of engine compartment, on center air bag sensor	151- 10- F6			BK	2
C192	Behind right side of grille, on high pitch horn and low pitch horn	151- 10- F4			BK	1
C193	Front of engine compartment, behind grille on daytime running lamps (DRL) module	151- 10- F5	97-3			6
C194	Right front of vehicle, on right front park/turn lamp	151- 10- F2			BK	3
C195	On right hand aero headlamp	151- 10- F3			BK	3
C196	Left front of vehicle, on left hand headlamp	151- 10- F8			GY	3
C197	On right hand headlamp	151- 11- F3			GY	3
C198	On generator	151- 22- A7			GY	3
C199	On generator	151- 22- A7			GY	1
C200	Below RH side of I/P, on electronic crash sensor (ECS) module	151- 12-C10	46-3		GY	28
C201	Behind right kick panel	151- 15- D1	150-12		BK	14
C202	Behind right kick panel	151- 15- E1	150-13		GY	12
C203	Behind right kick panel	151- 15- C1	150-13		BK	16
C204	Center of I/P, on function selector switch	151- 12-A10			RD	4
C205	Center of I/P, on A/C illumination lamp	151- 13- A9			BK	2
C206	Center of I/P, on temperature control switch	151- 13-A10			WH	3
C207	Center of I/P, on front blower switch	151- 13- A7			BK	4
C208	Below RH side of I/P, on RABS diagnostic connector	151- 13- F7			BK	1
C209	Behind RH side of I/P, on passenger air bag	151- 12-C10			BK	3
C210	Behind RH side of I/P, on air bag bracket	151- 12-B10			BK	1
C212	Center of I/P, on radio	151- 12- F9			GY	8
C213	Center of I/P, on radio	151- 12- F9			BK	8
C214	Behind center of I/P, on warning buzzer module	151- 12- F7	66-2		GY	7
C215	Behind center of I/P, on illuminated entry module	151- 12- F6	94-2			8
C216	Behind center of I/P, on wiper control module	151- 12- F4	81-5			14
C217	Behind center of I/P					
C218	on rear anti-lock brake system (RABS) module Center of I/P, on cigar lighter	151- 13- A5 151- 13- F6	42-7		BK BK	14 1

* No Figure Available

Connector	Location	Location	Connector	Color	Terminal
		View	View		
C219	Behind center of I/P, on power plug	151- 13- F5	BK	BK	2
C220	Top of steering column, on air bag sliding contact	151- 12- F3	BK	BK	3
C221	RH side of steering column, on shift lock actuator	151- 13- F3	BK	BK	3
C222	Top of steering column, on overdrive cancel switch	151- 12- E1	BK	BK	3
C223	Top of steering column, on air bag sliding contact	151- 12- F3	BN	BN	6
C224	LH side of I/P, on instrument cluster	151- 13- A3	WH	WH	16
C225	LH side of I/P, on instrument cluster	151- 13- A3	BK	BK	12
C226	LH side of I/P, on instrument cluster	151- 13- A3	WH	WH	12
C227	LH side of I/P, on main light switch	151- 12- C1	WH	WH	9
C228	At base of steering column, to multifunction switch	151- 13- C1	BK	BK	16
C229	Left rear of engine compartment, on cowl	151- 10-D10	BK	BK	76
C230 (With A/C)	Center of I/P, above radio on auxiliary A/C-Heater blower switch	151- 12- A4	GY	GY	6
C230 (Without A/C)	Center of I/P, above radio on auxiliary heater blower switch	151- 12- A8	GY	GY	6
C231	Center of I/P, on radio	151- 12- F9	BK	BK	2
C232	Behind center of I/P, on 4WABS relay	151- 12- F5	BK	BK	5
C233	Behind left side of I/P, to modified vehicle power	*	BN	BN	6
C234	Left rear of engine compartment, on cowl	151- 10-B10	GY	GY	76
C236	Under right side of I/P, on inertia fuel shutoff (IFS)	151- 15- B1	BK	BK	3
C237	Under right side of I/P, on blend door actuator	151- 14-A10	BK	BK	8
C238	Behind LH side of I/P, on brake pedal position (BPP) switch	151- 14- F4	BK	BK	2
C239	Behind LH side of I/P, on electronic flasher	151- 14- F2	BK	BK	3
C240	RH side of steering column, on ignition switch	151- 14- F3	GY	GY	11
C241	Below LH side of I/P, on data link connector (DLC)	151- 14- F6	BK	BK	16
C242	Below LH side of I/P, on ABS data link connector	151- 14- F8	BK	BK	4
C243	Near LH kick panel, on parking brake switch	151- 14- A2	BK	BK	1
C244	Below LH side of I/P, to electronic brake	*	BK	BK	6
C245	Below LH side of I/P, on RKE data link connector	151- 14- A5	BK	BK	2
C246	Above accelerator pedal, on accelerator pedal (AP) position sensor	151- 14- A6	BK	BK	3
C247	Below LH side of I/P, on idle validation switch	151- 14- F5	BK	BK	2
C248	Below LH side of I/P, on barometric pressure (BARO) sensor	151- 14- A4	BK	BK	4

* No Figure Available

Connector	Location	Location	Connector	Color	Terminal
		View	View		
C249	Below LH side of I/P on auxiliary powertrain control connector	*		BK	4
C250	Top side of steering column, on multifunction switch	151-13-C1	90-4	GY	11
C251	Top side of steering column, on multifunction switch	151-13-C1	85-2	GY	7
C252	On horn switch	*			2
C253	Top of steering column, on speed control switch assembly	*			3
C255	Top of steering column, on driver air bag	*			2
C257	Center of I/P on cigar lighter	151-13-F6		BK	1
C262	Behind LH side of I/P on driveline disconnect	*			1
C300	Along left "B" pillar, near roof	151-17-A8	150-20	GY	12
C301	Along left "B" pillar, near safety belt retractor	151-17-A9	150-21	BK	12
C302	Along left "B" pillar, near safety belt retractor	151-17-A10	150-22	GY	14
C303	Along left "B" pillar, near roof	151-16-A4		GY	3
C305	Under rear center of vehicle, on fuel tank pressure transducer	151-16-F3		BK	3
C306	Beneath left center of vehicle to in-transit fuel pump module	*		BK	4
C308	Behind right "B" pillar, on side door courtesy lamp switch	151-16-E10		GY	3
C309	Behind right "B" pillar, on button contact	151-16-F10		BK	4
C310	Behind right kick panel, near RH courtesy lamp switch	151-15-F4	150-23	GY	14
C311	Front center of side door, on RH side door speaker	151-16-F9		GY	2
C312	Behind right "B" pillar, on side door courtesy lamp switch	151-17-E10			3
C313	Along right "B" pillar	151-17-F8		GY	3
C314	Along right "B" pillar	151-17-F8		GY	4
C315	In side door, on side door lock actuator	151-16-D10			2
C323	Behind RH kick panel, near inertia fuel shutoff (IFS)	151-15-A5	150-24	BK	10
C324	Behind RH kick panel, near inertia fuel shutoff (IFS)	151-15-B10	150-25	GY	8
C325	Near LH courtesy lamp switch	151-14-B1	150-26	BK	10
C326	Near LH courtesy lamp switch	151-14-C1	150-27	GY	8
C327	In right front door jamb, on right hand courtesy lamp switch	151-15-D10			3
C328	In left front door jamb, on left hand courtesy lamp switch	151-14-E1		GY	3
C329	Behind left "B" pillar, near floor	151-17-F7	150-28	GY	8
C330	Near left mid speaker, on memory lock module	151-17-F6	110-4	BK	10
C331	Behind left "B" pillar, near safety belt retractor	151-16-A3	150-29	BN	6

* No Figure Available

Connector	Location	Location	Connector	Color	Terminal
		View	View		
C332	Behind left "B" pillar, on left hand mid speaker	151-16-A1		GY	2
C334	Behind left "B" pillar, near remote radio control	151-17-F7		GY	8
C335	In side panel behind driver door, on remote keyless entry module	151-16-C1	111-5	BK	13
C336	In side panel behind driver door, on remote keyless entry module	151-16-C1	111-5	GY	13
C337	Below left side of driver seat, on driver seat regulator control switch	151-21-C10	120-2	BK	8
C338	Underside of driver seat, on driver seat motor assembly	151-21-A5	120-2	BN	6
C339	Under driver seat	151-21-F7		GY	2
C340	Under driver seat	151-21-F7		WH	4
C341	Right side of driver seat, on driver safety belt	151-21-F3			4
C342	Right side of passenger seat, on passenger safety belt				2
C343	Under right front seat, to passenger safety belt	151-17-E10		WH	4
C344	Inside left frame rail, on in-transit fuel pump module			BK	4
C345	Behind left "B" pillar, near C329	*			2
C346	Along left "B" pillar, near safety belt retractor	151-17-A10	150-29		14
C347	Below center rear of vehicle, on fuel pump module	151-16-F4		BK	4
C348	Under LH center of vehicle, on midship fuel tank valve	151-18-C1		BK	2
C349	Under LH center of vehicle, on fuel tank pressure sensor	151-18-F5		BK	4
C350	Under LH rear of vehicle, near rear axle	151-18-D1		BK	4
C351	Under LH center of vehicle, on fuel tank temperature sensor	151-18-F7			2
C352	Under LH center of vehicle, on fuel tank sender	151-18-F6		BK	4
C353	Under rear of vehicle, on forward aft-axle tank valve	151-18-E1			2
C354	Under rear of vehicle, on rear aft-axle tank valve	151-18-E1			2
C400	In right rear corner of vehicle, on right hand reversing lamp	151-17-F4		GY	3
C401	In right rear corner of vehicle, on RH stop/park/turn lamp	151-17-F5		BK	3
C402	Left rear cargo area, near auxiliary blower motor	151-17-A1	150-30	GY	12
C403	Left rear cargo area, on auxiliary blower motor relay	151-17-A3	54-7	BK	5
C404	Left rear cargo area, on auxiliary high blower motor relay	151-17-A4	54-8	BK	5

* No Figure Available

Connector	Location	Location		Connector		Color	Terminal
		View	View	View	View		
C405	Left rear cargo area, on auxiliary blower resistor	151-17-A2		151-18-A3	100-3	BK	15
C406	In left rear cargo area, on auxiliary blower motor	151-17-B1		151-18-A1		BK	2
C407	In right rear of vehicle, near RH reversing lamp	151-19-D1	150-31	151-18-F8		GY	2
C408	In center of right rear door, on license lamp	151-19-F3		151-18-A4		GY	2
C409	In left rear corner of vehicle, on LH reversing lamp	151-17-E1		151-18-F4	124-2	GY	8
C410	In left rear corner of vehicle, on left stop/park/turn lamp	151-17-C1		151-18-A2		BK	2
C411	Rear center of roof, on high mounted stoplamp	151-16-B1		151-18-A8		GY	3
C412	In left rear corner of vehicle, near left reversing lamp	151-19-D10		151-18-F4	124-2	GY	8
C413	Center of left rear door, on left hand rear speaker	151-19-B10		151-18-C10	100-3	BK	10
C414	In right rear door jamb, on rear courtesy lamp switch	151-17-F3					
C415	Beneath center rear of vehicle, on rear axle speed sensor	151-16-F5					
C416	Beneath left rear of vehicle, on EVAP canister purge valve	151-16-F6					
C417	Left rear of vehicle, to trailer tow wiring	151-16-D1					
C418	Left rear of vehicle, to trailer tow wiring	151-16-E1					
C419	Left rear of vehicle, to trailer/camper adapter connector	151-16-F2	95-7				
C420	Below left rear of vehicle, near rear axle	151-18-D1					
C421	Center of RH rear door, on right hand rear speaker	151-19-B1					
C422	Center rear of vehicle, on trailer/camper adapter connector	151-18-F3					
C423	In right rear door, on rear door lock actuator	151-19-F6					
C424	In right rear of vehicle, near RH reversing lamp	151-19-C1					
C425	In right rear of vehicle, near license lamp	151-19-B1					
C500	Center of left front door, on master window/door lock control switch	151-18-A3	100-3				
C501	Rear of left front door, on left front door lock actuator	151-18-A1					
C502	Lower center of left front door, on left hand power window motor	151-18-F8					
C504	Top front of left front door, on left front door speaker	151-18-A4					
C505	Center of left front door, on exterior rear view mirror switch	151-18-F4	124-2				
C506	In left front door, on LH door handle switch	151-18-A2					
C507	Front of left front door, to left exterior rear view mirror	151-18-A8					
C508	Center of left front door, on exterior rear view mirror switch	151-18-F4	124-2				
C600	Center of right front door, on RH power door lock/window switch	151-18-C10	100-3				

* No Figure Available

C405-C600

Connector	Location	Location		Color	Terminal
		View	View		
C601	Lower center of right front door, on RH power window motor	151- 18- F9		GY	2
C602	Top rear of right front door, on right front door lock actuator	151- 18-E10			2
C604	Front center of right front door, on right front door speaker	151- 18-B10		GY	2
C605	Top rear of right front door, on RH door handle switch	151- 18-D10		BK	2
C606	Top front of right front door, to right exterior rear view mirror	151- 18-A10		GY	3
C900	Rear of vehicle roof, on cargo lamp		*	GY	3
C901	Rear of vehicle roof, on rear interior/map switch and lamp	151- 16- B1		GY	3
C902	In front headliner, to interior lamp	151- 18- A7		BK	3
C903	In front headliner, to interior/map switch and lamp	151- 16- A7		BK	3
C904	Middle of rear headliner, on interior switch/lamp	151- 18- A7		BK	3
C915	Rear of vehicle roof, near cargo lamp		*	GY	3
C916	Center of roof, on rear auxiliary blower switch	151- 17- A5		BK	4
C921	LH side of front headliner, to left hand visor lamp	151- 16- A6		WH	1
C922	RH side of front headliner, to right hand visor lamp	151- 16- A8		WH	1
C1004	Lower left front of engine, on engine coolant temperature sender	151- 1- F6			2
C1006	Center of engine, on injection pressure regulator	151- 1- A4			2
C1007	Top center of engine, on engine oil temperature sensor	151- 1- F8			2
C1008	Top right center of engine, on exhaust back pressure (EBP) sensor	151- 1- F3			3
C1009	Top center of engine, on injection control pressure sensor	151- 1- F7			3
C1010	Front center of engine, on camshaft position sensor	151- 1- F5			
C1011	Left rear top of engine, on exhaust pressure regulator	151- 1- A6			2
C1012	LH side inner fender of engine compartment, on NGV module	151- 11-A10	28-14		60
C1013	LH rear of engine compartment, on NGV timer	151- 11- A6	28-15		12
C1014	Above right bank of engine, on fuel rail cutoff valve	151- 7-E10		BK	4
C1015	Above right bank of engine, on fuel rail temperature sensor	151- 7-A10			2
C1016	Above right bank of engine, on injection pressure sensor (IPS)	151- 7- A9		BK	4
C1017	Top left side of transmission	151- 20- A1	150-9		16
C1018	Top center of engine, on fuel line heater	151- 1- A5			1
C1019	LH rear of engine compartment above master cylinder	151- 10- A9			4
C1020	Top RH side of engine on generator (primary)	151- 23- A4			3

* No Figure Available

C601-C1020

<u>Connector</u>	<u>Location</u>	<u>Location View</u>	<u>Connector View</u>	<u>Color</u>	<u>Terminal</u>
C1021	Right side of transmission, on turbine shaft speed (TSS) sensor	*	30-9		2
C1022 (4.2L)	Front center of engine, on camshaft position (CMP) sensor		151- 2- B1		3
C1029	Center of engine compartment, on mass air flow (MAF) sensor		151- 10-A5		6
C1030	Center of engine compartment near mass air				6
C1033	Top front of left cylinder head, near cylinder head temperature (CHT) sensor	*		BK	6
C1155	Right side of engine compartment, on manifold absolute pressure (MAP) sensor	*		BK	4
C1156	RH top of engine compartment near generator (primary)	*	151- 23- C1		3
C1157	Left front side of engine compartment, on injector driver module		151- 11-D10		4
C1158	Left top of engine, to fuel injectors and glow plugs		151- 1-C10		9
C1159	Right top of engine, to fuel injectors and glow plugs		151- 1-C1		9
C1198	RH side of engine on generator (secondary)		151- 23- F3		3
C1949	Top rear of engine, near T/O to C168	*			1
C1998	Top left center of engine, on water in fuel sensor	*	151- 1- A7		1

C1021-C1998

<u>Ground</u>	<u>Location</u>	<u>Location View</u>
G100	Left front of engine compartment, at LH upper radiator support	151 - 11-D10
G101	Right front of engine compartment, at RH upper radiator support	151 - 10- E1
G102	Left front of engine compartment, at front radiator support	151 - 11- F9
G103	Right front of engine compartment, at front radiator support	151 - 11- F2
G107	Right side of engine, near starter motor	*
G110	Right Side of engine, near starter motor	*
G199	Under right rear of engine compartment, along frame rail	*
G200	Under RH side of I/P	151 - 12-D10
G202	Behind upper LH side of I/P, near cowl	151 - 12- B1
G203	Behind upper LH side of I/P, near cowl	151 - 12- A1
G204	Below left side of I/P, near kick panel	151 - 14- D1
G205	Below left side of I/P, near kick panel	151 - 14- A1
G300	Under right side of vehicle, along frame rail	151 - 22- A5
G400	Left rear corner of vehicle, near left rear door	151 - 17- E1
G401	Under left rear of vehicle, along frame rail	151 - 17- F2
* No Figure Available		

G100-G401

Splice Locations

<u>Splice</u>	<u>Location</u>
S100	Transmission control harness, near Take/Out (T/O) to C115
S102	Transmission control harness, near T/O to C114
S103	Fuel charge harness, near T/O to C117
S104	Fuel charge harness, near T/O to C120
S105	Fuel charge harness, near T/O to C123
S106	Fuel charge harness, near T/O to C122
S107	Fuel charge harness, near T/O to C134
S108	Engine control harness, near T/O to battery junction box
S109	Engine control harness, near T/O to battery junction box
S110	Engine control harness, near T/O to battery junction box
S111	Engine control harness, near T/O to battery junction box
S112	Engine control harness, near T/O to battery junction box
S113	Engine control harness, near T/O to battery junction box
S114	Engine control harness, near T/O to battery junction box

S115	Engine control harness, near T/O to battery junction box
S116	Engine control harness, near T/O to battery junction box
S117	Engine control harness, near T/O to C100
S118	Engine control harness, near T/O to C234
S119	Engine control harness, near T/O to C234
S120	Engine control harness, near T/O to C234
S121	Engine control harness, near T/O to C229
S122	Engine control harness, near T/O to C229
S123	Engine control harness, near T/O to C229
S124	Engine control harness, near T/O to C229
S125	Engine control harness, near T/O to C229
S126	Engine control harness, near T/O to C234
S127	Engine control harness, near T/O to C147
S128	Engine control harness, near T/O to C147
S129	Engine control harness, near T/O to C234
S130	Engine control harness, in T/O to C234
S131	Engine control harness, near T/O to C234
S132	Engine control harness, near T/O to C150
S133	Engine control harness, near T/O to C120
S134	Engine control harness, near T/O to C120
S135	Engine control harness, near T/O to C120
S136	Engine control harness, near T/O to C120
S137	Engine control harness, in T/O to C154
S138	Engine control harness, near T/O to C120
S139	Engine control harness, near T/O to C120
S140	Engine control harness, near T/O to C120
S141	Engine control harness, near T/O to C155
S142	Engine control harness, near T/O to C155
S143	Engine control harness, near T/O to C159
S144	Engine control harness, near T/O to C159
S145	Engine control harness, near T/O to C229
S146	Engine control harness, near T/O to C229
S147	Engine control harness, near T/O to C120
S148	Engine control harness, near T/O to C121
S149	Engine control harness, near T/O to C123
S150	Engine control harness, near T/O to C122
S151	Engine control harness, near T/O to C136
S152	Engine control harness, near T/O to C171
S153	Engine control harness, near T/O to C129
S154	Engine control harness, near T/O to C170
S155	Engine control harness, near T/O to C134
S156	Engine control harness, near T/O to C177
S157	Engine control harness, near T/O to C187
S158	Engine control harness, near T/O to C131
S159	Engine control harness, near T/O to C113
S160	Engine control harness, near T/O to C183
S161	Engine control harness, near T/O to C119
S162	Engine control harness, near T/O to C134
S163	Dash to headlamp harness, near T/O to C190
S164	Dash to headlamp harness, near T/O to C193
S165	Dash to headlamp harness, near T/O to G103
S167	Engine control harness, in T/O to C166
S168	Engine control harness, in T/O to C116
S169	Engine control harness, in the T/O to C154
S170	Engine control harness, in T/O to C116
S171	Fuel charge harness, in T/O to C116
S172	Fuel charge harness, in T/O to C140
S173	Fuel charge harness
S175	Engine control harness, near T/O to C229
S176	Engine control harness, near T/O to battery junction box
S178	RH front of engine compartment, near battery junction box
S179	Engine control harness, near T/O to C149
S180	Engine control harness, in T/O to C1019
S151	Engine control harness, in T/O to C1012
S152	Engine control harness, near T/O to C229
S153	Engine control harness, near T/O to C229

S154	Engine control harness, near T/O to C229
S155	Engine control harness, near T/O to C229
S188	Engine control harness, near T/O to C156
S189	Engine control harness, near T/O to C1016
S190	Engine control harness, in T/O to C121
S191	In Navistar engine harness, near T/O to glow plug relay
S200	Main wiring harness, near T/O to C210
S201	Main wiring harness, near T/O to C201
S202	Main wiring harness, near T/O to C212
S203	Main wiring harness, near T/O to C212
S204	Main wiring harness, near T/O to C212
S205	Main wiring harness, near T/O to C223
S206	Main wiring harness, near T/O to C223
S207	Main wiring harness, near T/O to C223
S208	Main wiring harness, near T/O to C223
S209	Main wiring harness, near T/O to C223
S210	Main wiring harness, near T/O to C233
S211	Main wiring harness, near T/O to C225
S212	Main wiring harness, near T/O to C225
S213	Main wiring harness, near T/O to C225
S214	Main wiring harness, in T/O to C228
S215	Main wiring harness, near T/O to C233
S216	Main wiring harness, near T/O to C233
S217	Main wiring harness, near T/O to C233
S218	Main wiring harness, near T/O to C233
S219	Main wiring harness, in T/O to C227
S220	Main wiring harness, near T/O to C223
S221	Lower Instrument Panel (I/P) harness, near T/O to C238
S222	Lower I/P harness, near T/O to C238
S223	Lower I/P harness, near T/O to C238
S224	Lower I/P harness, near T/O to C234
S225	Lower I/P harness, near T/O to C234
S226	Lower I/P harness, near T/O to C234
S227	Lower I/P harness, near T/O to C234
S228	Lower I/P harness, in T/O to C241
S229	Lower I/P harness, in T/O to C241
S230	Lower I/P harness, near T/O to C245
S231	Lower I/P harness, near T/O to G204
S232	Lower I/P harness, near T/O to G204
S233	Lower I/P harness, near T/O to G204
S234	Lower I/P harness, near T/O to C301
S235	Lower I/P harness, near T/O to C329
S236	Lower I/P harness, near T/O to C246
S237	Lower I/P harness, near T/O to C245
S238	Lower I/P harness, near T/O to G204
S239	Lower I/P harness, near T/O to G204
S240	Lower I/P harness, near T/O to C237
S241	Lower I/P harness, near T/O to C237
S242	Lower I/P harness, near T/O to C245
S243	Lower I/P harness, near T/O to C331
S244	Lower I/P harness, near T/O to C331
S245	Lower I/P harness, in T/O to central junction box
S246	Lower I/P harness, near T/O to C329
S247	Lower I/P harness, near T/O to C331
S248	Lower I/P harness, near T/O to C331
S249	Lower I/P harness, near T/O to C331
S250	Lower I/P harness, near T/O to C345
S251	Lower I/P harness, near T/O to G204
S252	Lower I/P harness, near T/O to G204
S253	Lower I/P harness, near T/O to G204
S255	Lower I/P harness, near T/O to C329
S256	Lower I/P harness, near T/O to C334
S257	Lower I/P harness, near T/O to C329
S258	Lower I/P harness, near T/O to C331
S259	Lower I/P harness, near T/O to C331
S260	Lower I/P harness, near T/O to C332

S261	Lower I/P harness, near T/O to C245
S262	Lower I/P harness, near T/O to C245
S263	Lower I/P harness, near T/O to C245
S264	Lower I/P harness, near T/O to C237
S265	Lower I/P harness, near T/O to C237
S266	Lower I/P harness, near T/O to C238
S267	Main wiring harness, near T/O to G200
S268	Main wiring harness, near T/O to C229
S269	Lower I/P harness, near T/O to C238
S270	Main wiring harness, near T/O to C223
S271	Lower I/P harness, near TO to C238
S300	Rear harness, near T/O to C302
S301	Rear harness, near T/O to C302
S302	Rear harness, near T/O to C302
S303	Rear harness, near T/O to C300
S304	Rear harness, near T/O to C300
S305	Rear harness, near T/O to C300
S306	Rear harness, near T/O to C402
S307	Fuel tank harness, near T/O to C347
S308	Fuel tank harness, near T/O to C104
S309	Fuel tank harness, near T/O to C104
S310	Fuel tank harness, near T/O to C101
S314	Interior lamp harness, near T/O to C318
S315	Seat control jumper harness, near T/O to C338
S316	Fuel tank harness, near T/O to C351
S317	Fuel tank harness, near T/O to C352
S318	Fuel tank harness, near T/O to C352
S319	Fuel tank sender extension harness, near T/O to C350
S320	Fuel tank sender extension harness, near T/O to C350
S400	Window regulator relay switch harness, near T/O to C345
S401	Auxiliary blower motor harness, in T/O to C402
S402	Rear harness, near T/O to C412
S403	Rear harness, near T/O to C411
S404	Rear harness, near T/O to C411
S405	Rear harness, near T/O to C411
S406	Rear harness, near T/O to C407
S500	Left front door near T/O to window motor
S501	Left front door harness in T/O to C500
S502	Left front door harness, in T/O to C501
S503	Left front door harness, near T/O to C501
S504	Left front door near T/O to C507
S505	Left front door near T/O to C505
S600	Right front door harness near T/O to C601
S613	Main wiring harness, near T/O to C144
S911	Interior harness, in T/O to C300
S912	Interior harness, in T/O to C300
S913	Interior harness, in T/O to C904
S914	Interior harness, in T/O to C300
S1001	Fuel injector harness near T/O to C1007
S1002	Fuel injector harness near T/O to C1010
S1003	Fuel injector harness near T/O to C1159
S1004	Fuel injector harness near T/O to C1158
S1007	Fuel injector harness near fuel injectors
S1008	RH side of engine compartment near starter motor relay
S1009	RH side of engine compartment near starter motor relay
S1010	RH front of engine compartment, near battery junction box
S1011	RH front of engine compartment, near battery junction box
S1012	RH front of engine compartment, near starter motor relay
S1013	Fuel injector harness near T/O to C1006
S1014	Fuel injector harness near fuel injectors