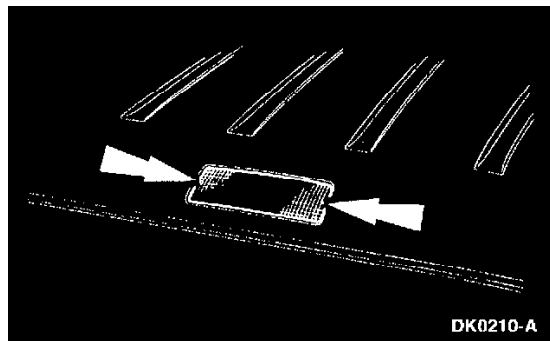
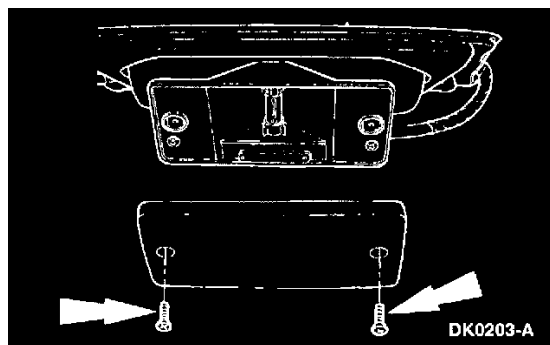


## Center Mounted Brake Lamp: Service and Repair With Cargo Lamp Attached

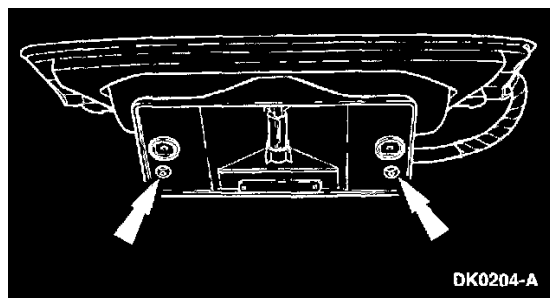
### REMOVAL



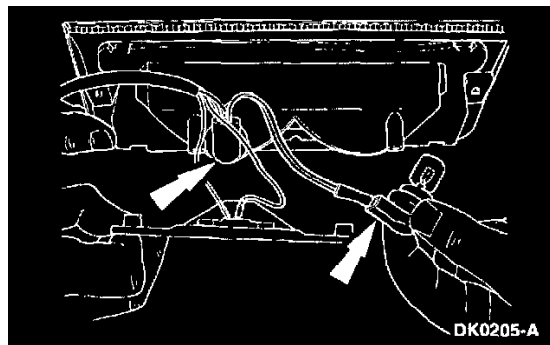
1. Remove the rear hi-mount lamp screws.



2. Remove the screws retaining the lens to the interior lamp door (cargo lamp).



3. Remove the interior lamp door (cargo lamp) screws.



4. Remove the two bulb sockets and remove the rear hi-mount lamp assembly.

### INSTALLATION

1. To install, reverse the removal procedure.