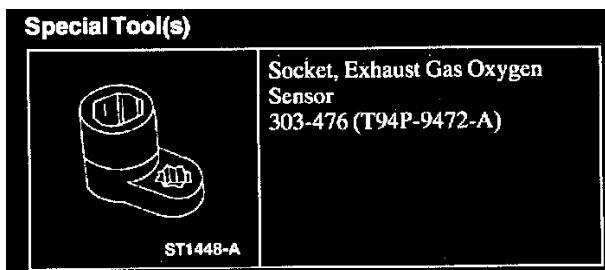


Heated Oxygen Sensor: Service and Repair

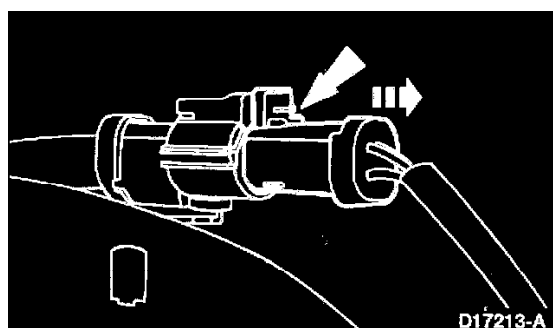


Socket, Exhaust Gas Oxygen Sensor

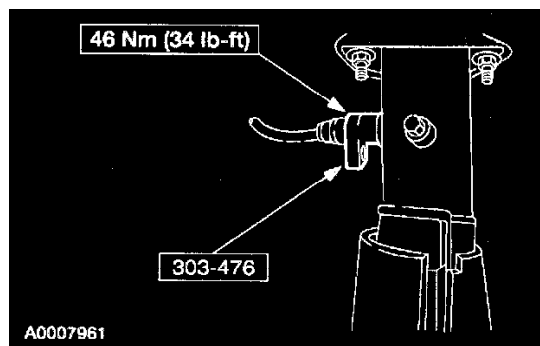
SPECIAL TOOL(S)

REMOVAL

1. Disconnect the battery ground cable.
2. Remove the engine cover.



3. Disconnect the Heated Oxygen Sensor (**HO2S**) electrical connector.



4. Using the special tool, remove the HO2S.

INSTALLATION

1. To install, reverse the removal procedure.