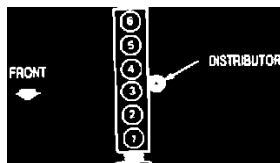


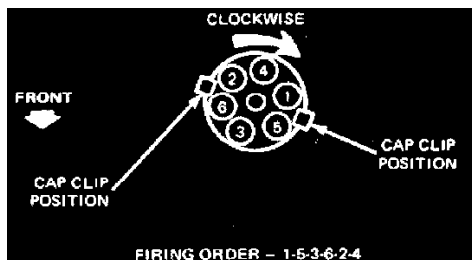
Ignition Timing: Adjustments

INITIAL TIMING

- Place transmission in NEUTRAL or PARK with Air Conditioner/Heater in OFF position.

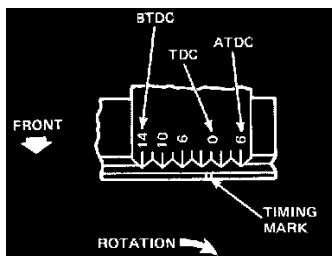


Cylinder Numbering And Distributor Location



Location On Distributor And Firing Order

- Connect an inductive timing light.
- Disconnect the single wire in-line Spark Output (SPOUT) connector or remove the shorting bar from the double wire SPOUT connector near the distributor.
- Start engine and allow to reach operating temperature.



- With engine at timing rpm, check or adjust initial timing to specification.
- Reconnect single wire in-line spout connector or reinstall the shorting bar on the double wire spout connector.
- Check timing advance to verify distributor is advancing beyond the initial setting. See: Testing and Inspection
- Remove test instruments.