

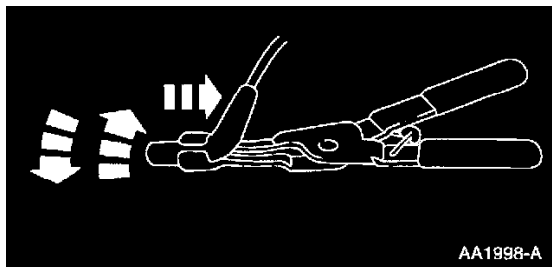
Ignition Cable: Service and Repair

REMOVAL

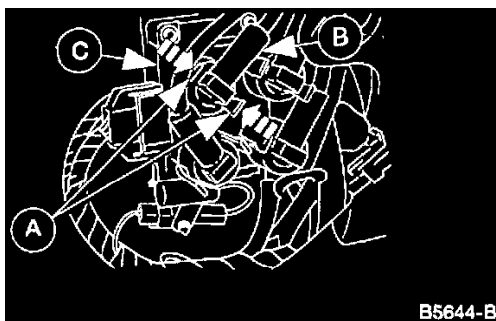
CAUTION:

- Spark plug wires must be connected to the proper ignition coil terminal and spark plug.
- Mark the spark plug wire locations prior to removal.

NOTE: Procedure is the same for all spark plug wires; one is shown.



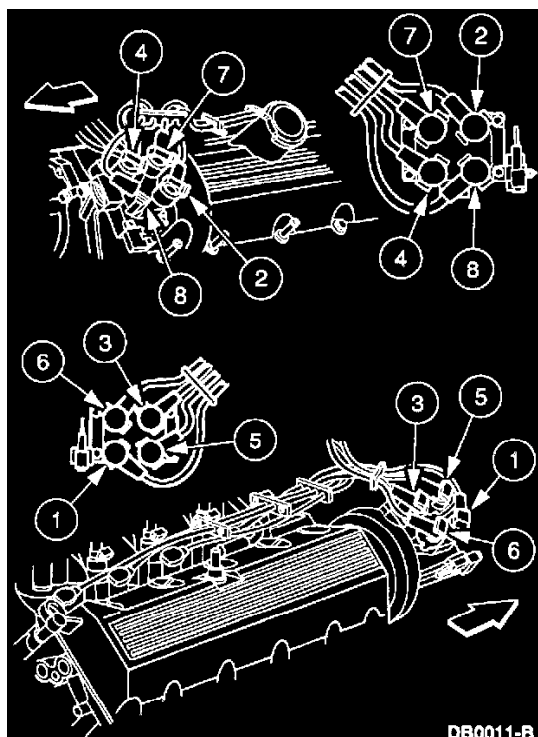
1. With a twisting, pulling motion, disconnect the spark plug wire from the spark plug.



2. Squeeze the (A) locking tabs and disconnect the (B) spark plug wire from the (C) ignition coil.

INSTALLATION

CAUTION: Spark plug wires must be connected to the proper ignition coil terminal and spark plug.



1. Apply Silicone Dielectric Compound D7AZ-19A331-A meeting Ford specification ESE-M1C171-A or equivalent to the inside of the spark plug wire boots.
2. To install, reverse the removal procedure.