

Vehicle: Locations

A-Z Component List

4 X 4 Hi/Low Indicator Switch: Below Vehicle, On Front Of Transfer Case
A/C Clutch Cycling Pressure Switch: RH Rear Of Engine Compartment, On Accumulator
A/C Clutch Field Coil: LH Front Of Engine
A/C Clutch Resistor Diode (Except 7.3L/V8-444): LH Side Of Engine Compartment, Taped To Harness, Near C101
A/C Clutch Resistor Diode (7.3L/V8-444): LH Front Of Engine, Taped To Harness, Near A/C Clutch Field Coil
A/C-Heater Control Assembly: Center Of Instrument Panel
Air Charge Temperature Sensor (4.9L/6-300): RH Front Of Engine, Near Intake Runner No. 1
Air Charge Temperature Sensor (5.0L/V8-302 & 5.8L/V8-351): Top Center Front Of Engine, Near Intake Runner No. 6
Air Charge Temperature Sensor (7.5L/V8-460): Top Center Of Engine, Behind Distributor
Alternator: Top RH Front Of Engine
Anti-Lock Test Connector C159: Behind RH Side Of Instrument Panel, Near Rear Anti-lock Brake (RABS) Module
Ashtray Illumination: Lower Center Of I/P, In Ashtray Assembly
Auxiliary Power Socket: Lower Center Of I/P
Back-Up Lamp Switch (Borg-Warner T-18 Transmission): Below Center Of Vehicle, Top Of Transmission
Back-Up Lamp Switch (Mazda M50D): Below Center Of Vehicle, Top LH Side Of Transmission
Back-Up Lamp Switch (S5-42 AF Transmission): Below Center Of Vehicle, Top LH Side Of Transmission
Back-Up Lamp: Rear Of Vehicle, On Respective Sides
Back-Up/Neutral Safety Switch: Below Vehicle, LH Side Of Transmission
Blower Motor: RH Side Of Safety Wall
Blower Motor Resistors: RH Side Of Safety Wall, On Plenum
Blower Motor Switch: Center Of Instrument Panel
Brake Fluid Level Switch: LH Rear Of Engine Compartment, On Brake Fluid Reservoir
Brake Warning Resistor/Diode Assembly: LH Rear Of Engine Compartment Near C202
Cap Marker Lamps: Top Front Of Cab Roof
Canister Purge Solenoid (4.9L/6-300): Lower RH Side Of Engine Compartment
Canister Purge Solenoid (5.0L/V8-302 & 5.8L/V8-351): RH Side Of Engine
Canister Purge Solenoid (7.5L/V8-460): RH Side Of Engine, Above Exhaust Manifold
Cargo Lamp: On Top Rear Of Cab
Charge Indicator Lamp Relay: RH Side Of Engine Compartment, On Wheelwell, Below Starter Relay
Clutch Interlock Switch: Behind LH Side Of I/P, Top RH Side Of Brake/clutch Pedal Support
Clutch Interlock Switch Jumper: Behind LH Side Of I/P, Taped To Main Harness, Near Steering Column
Cold Idle Solenoid: Top Center Front Of Engine
Cold Timing Advance Solenoid: Top Center Front Of Engine
Coolant Temperature Sender (4.9L/6-300): RH Side Of Engine
Coolant Temperature Sender (5.0L, 5.8L & 7.3L): Top LH Front Of Engine
Coolant Temperature Sender (7.5L/V8-460): Top LH Front Of Engine, LH Side Of Distributor
DSS Test Connector C143: LH Rear Of Engine Compartment, On Bracket
Daytime Running Lamps (DRL) Jumper: Front LH Side Of Lower Radiator Support
Daytime Running Lamps (DRL) Module: Front LH Side Of Lower Radiator Support
Diesel Warning Lamps Display: Top LH Side Of I/P, Right Of Instrument Cluster
Differential Speed Sensor (DSS): Below Rear Of Vehicle, On Rear Axle
Distributor (4.9L/6-300): Top LH Front Of Engine
Distributor (5.0L/V8-302 5.8L/V8-351 & 7.5L/V8-460): Top Center Front Of Engine
Dome Lamp: Center Of Roof
E40D Transmission: Below Center Of Vehicle
EGR Control Solenoid (4.9L/6-300): LH Rear Of Engine, Below EGR Valve Position (EVP) Sensor Near Valve Cover
EGR Control Solenoid (5.0L/V8-302 & 5.8L/V8-351): Top LH Side Of Engine, On Ignition Coil Support Bracket
EGR Vacuum Regulator Solenoid: LH Side Of Engine, Compartment
EGR Valve Position Sensor (4.9L/6-300): Top LH Rear Of Engine, On Throttle Body
EGR Valve Position Sensor (5.0L/V8-302 & 5.8L/V8-351): Front RH Side Of Engine
EGR Valve Position Sensor (7.5L/V8-460): LH Rear Of Engine, Left Of Throttle Body
Electronic Engine Control (EEC) Module: LH Side Of Safety Wall, Left Of Main Harness Connectors
Electronic Shift Control Module: Behind RH Cowl Panel
Electronic Shift Control Switch: LH Side Of Instrument Panel, Right Of Instrument Cluster
Enable PSOM Programming Connector C232: Behind Lower RH Side Of I/P, Below Glove Compartment
Engine Compartment Fuse Box: LH Side Of Engine Compartment, On Top Front Of Wheel Well
Engine Compartment Lamp: LH Underside Of Engine Compartment Hood
Engine Coolant Temperature Sensor (7.5L/V8-460): Center Front Of Engine, Near Distributor
Engine Coolant Temperature Sensor (Except 7.5L/V8-460): Center Front Of Engine, On Thermostat Housing
Engine RPM Sensor: Top LH Front Of Engine

Engine Temperature Switch: Top RH Front Of Engine
Front Park/Turn Lamps: Front Of Vehicle, On Respective Sides
Front Side Marker Lamps: Front Of Vehicle, On Respective Sides
Front Tank Fuel Gauge Sender: Below RH Center Of Vehicle, In Front Fuel Tank
Front Tank Fuel Pump/Fuel Gauge Sender: Below RH Center Of Vehicle, In Front Fuel Tank
Fuel Heater: RH Side Of Engine, On Top Of Fuel Filter/heater
Fuel Injection Pump Lever (FIPL) Sensor: Top LH Front Of Engine
Fuel Injections (4.9L/6-300): RH Top Of Engine, In Lower Intake Manifold, At Top Of Respective Cylinders
Fuel Injections (5.0L/V8-302 5.8L/V8-351 & 7.5L/V8-460): Top Of Engine, In Lower Intake Manifold, At Respective Cylinders
Fuel Pump/Fuel Gauge Sender: Top RH Side Of Fuel Tank
Fuel Shutoff Solenoid: Top Center Front Of Engine
Fuel Tank Selector Switch: Top LH Side Of Instrument Panel, RH Side Of Main Light Switch
Fuel Tank Selector Valve: Under LH Center Of Vehicle, On LH Frame Rail
Fuel Water Switch: RH Side Of Engine, On Bottom Of Fuel Filter/Heater
Fuse Link A: Front Of RH Fender Apron, At Starter Relay
Fuse Link B: Front Of RH Fender Apron, At Starter Relay
Fuse Link C: LH Side Of Engine Compartment, In Engine Compartment Fuse Box
Fuse Link D: LH Side Of Engine Compartment, In Engine Compartment Fuse Box
Fuse Link J: Front RH Fender Apron, At Starter Relay
Fuse Panel: Behind Lower LH Side Of Instrument Panel, Left Of Steering Column
Glove Compartment Lamp: Behind RH Side Of I/P, In Glove Compartment
Glow Plug Controller: Top Center Rear Of Engine
Hazard Flasher: Behind LH Side Of Instrument Panel, On Front Of Fuse Panel
Headlamps: Front Of Vehicle, On Respective Sides
Heated Exhaust Gas Oxygen (HEGO) Sensor (4.9L, 5.0L) (5.8L Under 8500 GVW): Lower RH Rear Of Engine Compartment, In Exhaust Manifold
Heated Exhaust Gas Oxygen (HEGO) Sensor (5.8L Over 8500 GVW) (7.5L/V8-460): Below RH Side Of Vehicle, In Exhaust Pipe
Heater Control Assembly: Center Of Instrument Panel
Heater Control Illumination: Behind Center Of Instrument Panel, On A/C-heater Control Assembly
Horns: Rear RH Side Of Lower Radiator Support, Below Lamps
Horn Switch: In Steering Wheel
Idle Air Bypass Valve (4.9L/6-300): Top LH Side Of Engine, Top Of Throttle Body
Idle Air Bypass Valve (5.0L/V8-302 & 5.8L/V8-351): Top RH Front Of Engine, Top Of Throttle Body
Idle Air Bypass Valve (7.5L/V8-460): Top Center Of Engine, Below Throttle Body
Ignition Coil (4.9L/6-300): LH Front Of Engine, Forward Of Distributor
Ignition Coil (5.0L/V8-302 & 5.8L/V8-351): LH Rear Of Engine, Near Intake Manifold
Ignition Coil (7.5L/V8-460): LH Side Of Engine, Above LH Valve Cover
Ignition Key Warning Switch: Top Of Steering Column, Part Of Ignition Switch
Ignition Suppression Resistor: LH Side Of Engine Compartment, Taped To Harness Near C101
Ignition Switch: Top RH Side Of Steering Column
Inertia Switch: Behind RH Cowl Panel
Inside Cargo Lamp: Center Of Rear Window Header
Instrument Cluster: Top LH Side Of Instrument Panel
Integral Alternator Regulator (IAR): RH Front Of Engine
Interval Governor: Behind LH Side Of Instrument Panel, Near Top Of Cowl
Knock Sensor (4.9L/6-300): LH Front Of Engine, Near Ignition Coil
Knock Sensor (5.0L/V8-302 & 5.8L/V8-351): Center Rear Of Engine, Behind Intake Manifold
Leece/Neville Alternator: RH Front Of Engine
Left Door Lock Control Switch: Center Of LH Front Door
Left Front Courtesy Lamp Switch: On Lower Rear Of LH Front Door Jamb
Left Front Door Courtesy Lamp: In Lower Rear Of LH Front Door
Left Front Door Lock Motor: In Rear Of LH Front Door
Left Front Door Speaker: In Top Front Of LH Front Door
Left Front Window Motor: In Lower Front Of LH Front Door
Left Glow Plugs: Top Of Respective LH Cylinders, Below Harness
Left Power Lumbar Compressor Motor: Under Front Of LH Front Seat
Left Power Lumbar Switch: LH Side Of LH Front Seat
Left Power Mirror: Top Front Of LH Front Door
Left Rear Courtesy Lamp Switch: On Front Of LH Rear Door Jamb
Left Rear Door Courtesy Lamp: In Lower Rear Of LH Rear Door
Left Rear Speaker (Bronco): LH Side Of Cargo Area, Forward Of Wheel Well
Left Rear Speaker (F-Series): LH Rear Of Cab, Behind Trim Panel
License Lamp (Without Rear Bumper): Lower Rear Of Vehicle, Near License Plate Holder
License Lamp (With Rear Bumper): Center Rear Of Vehicle, On Respective Sides Of License Plate
Low Vacuum Warning Switch: RH Side Of Engine Compartment, Behind Right Battery

Manual Lever Position Sensor: Below Center Of Vehicle, LH Side Of Transmission
Map/Dome Lamps: Center Of Roof
Master Tailgate Window Switch: Top LH Side Of Instrument Panel, RH Side Of Main Light Switch
Master Window Control Switch: Top LH Side Of I/P, RH Side Of Main Light Switch
Multi-Function Switch: Top Of Steering Column
Oil Pressure Switch (4.9L/6-300): Lower LH Rear Of Engine, Near Oil Filter
Oil Pressure Switch (5.0L/V8-302 & 5.8L/V8-351): Lower LH Front Of Engine, Near Oil Filter
Oil Pressure Switch (7.3L/V8-444): Top Center Rear Of Engine
Outside Cargo/High Mount Stop Lamp: Top Center Rear Of Vehicle
Overdrive Switch: Top Of Steering Column
Overheat Warning Switch: LH Front Of Engine
Park Brake Switch: Behind LH Side Of Instrument Panel, Top Of Parking Brake Pedal
Plugged Fuel Filter Switch: RH Side Of Engine, In Fuel Filter/Heater Housing
Power Steering Pressure Switch: Lower LH Front Of Engine Compartment, On Power Steering Line
RABS Valve Assembly: On LH Frame Rail, Near Front Of Transmission
Radio: Top Center Of Instrument Panel
Radio Capacitor (Except 4.9L/6-300): LH Side Of Engine, Near Ignition Coil
Radio Capacitor (4.9L/6-300): LH Front Of Engine, Near Ignition Coil
Rear Anti-Lock Brake Module: Behind RH Side Of Instrument Panel, Behind Glove Compartment
Rear Body Marker Lamps: Center Rear Of Vehicle
Rear Park/Stop/Turn Lamps: Rear Of Vehicle, On Respective Sides
Rear Tank Fuel Gauge Sender: Below RH Rear Of Vehicle, In Rear Fuel Tank
Rear Tank Fuel Pump/fuel Gauge Sender: Below RH Rear Of Vehicle, In Rear Fuel Tank
Rear Window Defrost Control: Top LH Side Of Instrument Panel, Right Of Ignition Switch
Rear Window Defrost Grid: On Rear Window
Right Window Defrost Control: Top LH Side Of Instrument Panel, Right Of Ignition Switch
Right Front Courtesy Lamp Switch: On Front Of RH Front Door Jamb
Right Front Door Lock Motor: In Rear Of RH Front Door
Right Front Door Speaker: In Top Front Of RH Front Door
Right Front Window Motor: In Lower Front Of RH Front Door
Right Glow Plugs: Top Of Respective RH Cylinders, Below Harness
Right Power Lumbar Compressor Motor: Under Front Of RH Front Seat
Right Power Lumbar Switch: RH Side Of RH Front Seat
Right Power Mirror: Top Front Of RH Front Door
Right Rear Courtesy Lamp Switch: On Front Of LH Rear Door Jamb
Right Rear Door Courtesy Lamp: In Lower Rear Of RH Rear Door
Right Rear Door Lock Motor: In Rear Of RH Rear Door
Right Rear Speaker (Bronco): RH Side Of Cargo Area, Forward Of Wheel Well
Right Rear Speaker (F-Series): RH Rear Of Cab, Behind Trim Panel
Right Window Control Switch: Center Of RH Front Door
Seat Belt Switch: Inside LH Front Seat Belt Buckle Assembly
Side Body Marker Lamp: On Front And Rear Of Respective Rear Quarter Panels
Slip Ring Assembly: Top Of Steering Column, Below Steering Wheel
Speed Control Amplifier: Below Lower Center Of Instrument Panel
Speed Control Servo: LH Rear Of Engine Compartment Near Fender Apron
Speed Control Switch: In Steering Wheel
SPOUT Check Connector C1019: LH Rear Of Engine Compartment, Taped To Harness, Near TFI Ignition Module
Starter Motor: Lower RH Side Of Engine
Starter Relay (Except 7.3L/V8-444): Front Of RH Fender Apron, Behind Battery
Starter Relay (7.3L/V8-444): Front Of RH Fender Apron, Behind Right Battery
Starter Solenoid: Lower RH Side Of Engine, Above Starter Motor
Stop Lamp Switch: Behind LH Side Of Instrument Panel, On Brake Pedal Support
TFI Ignition Module: LH Rear Of Engine Compartment, On Fender Apron
Tailgate Latch Switch: In LH Side Of Tailgate, In Latch Assembly
Tailgate Power Window Motor: In Lower Center Of Tailgate
Tailgate Window Switch: LH Side Of Tailgate, Part Of Key Cylinder
Thermactor Air Bypass (TAB) Solenoid (4.9L/6-300): Top LH Rear Of Engine Near Rear Of Valve Cover
Thermactor Air Bypass (TAB) Solenoid (5.0L/V8-302 & 5.8L/V8-351): Top LH Rear Of Engine Near Rear Of LH Valve Cover
Thermactor Air Bypass (TAB) Solenoid (7.5L/V8-460): LH Side Of Engine, Near Ignition Coil
Thermactor Air Diverter (TAD) Solenoid (4.9L/6-300): LH Rear Of Engine, Near Rear Of LH Valve Cover
Thermactor Air Diverter (TAD) Solenoid (5.0L/V8-302 & 5.8L/V8-351): LH Side Of Engine, Near Rear Of LH Valve Cover
Throttle Position Sensor (4.9L/6-300): Top LH Rear Of Engine, On Throttle Body
Throttle Position Sensor (5.0L/V8-302 & 5.8L/V8-351): Top RH Front Of Engine, On Throttle Body
Throttle Position Sensor (7.5L/V8-460): Top LH Side Of Engine, On Side Of Throttle Body
Trailer Relay Box: LH Side Of Engine Compartment, In Engine Compartment Fuse Box

Transfer Case Assembly: Below Center Of Vehicle, On Rear Of Transmission

Transmission Electronic Control Assembly: LH Side Of Firewall, Below Brake Fluid Reservoir

Turn Flasher: Behind LH Side Of Instrument Panel, On Fuse Panel

VIP Test Connector: LH Side Of Engine Compartment On Bracket

Voltage Regulator: RH Side Of Engine Compartment, On Wheel Well, Below Starter Relay

Warning Chime Module: Behind Lower Center Of Instrument Panel

Windshield Washer Pump Motor (4.9L/6-300, 5.0L/V8-302 & 5.8L/V8-351): Lower LH Front Of Engine Compartment, In Windshield Washer Fluid Reservoir

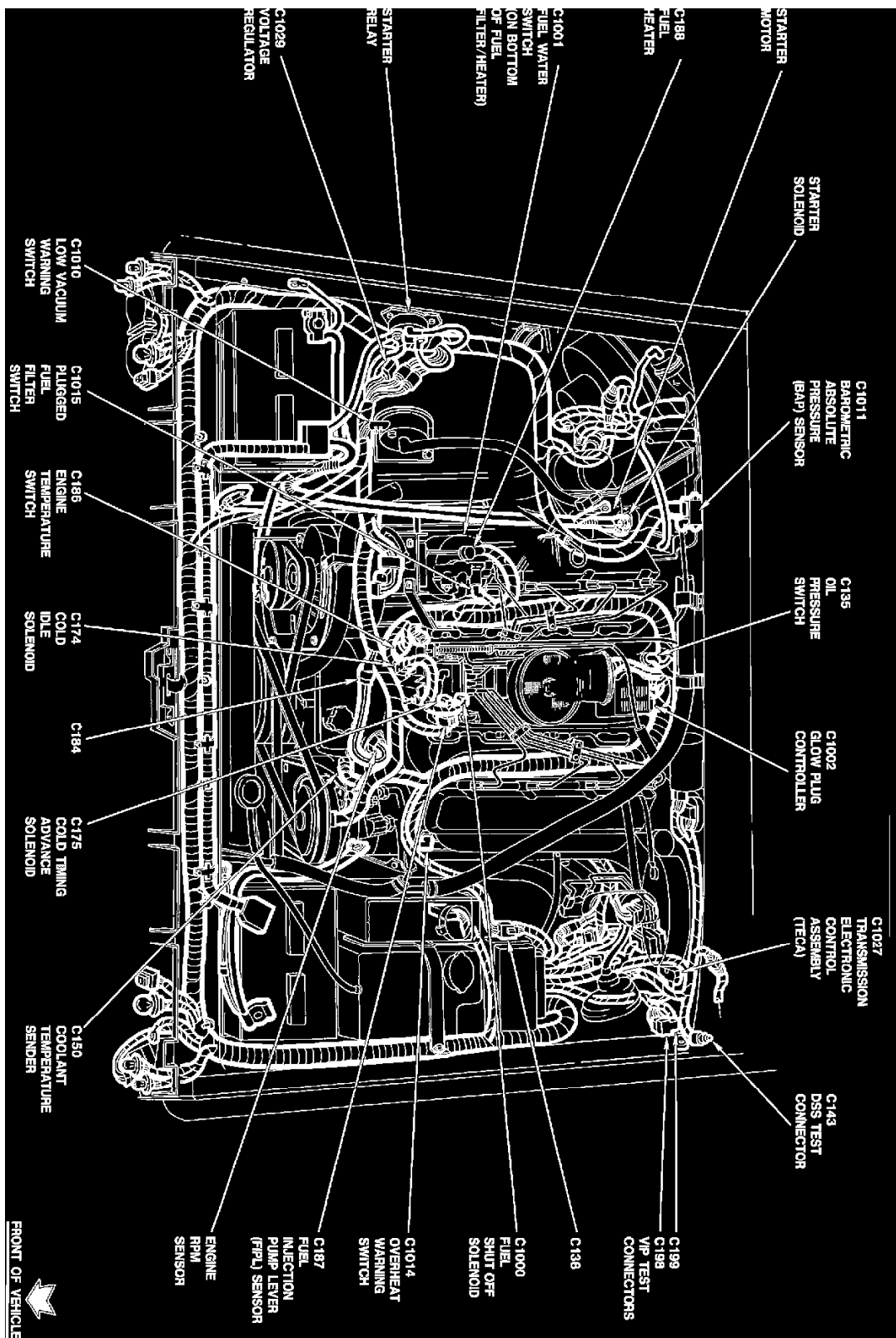
Windshield Washer Pump Motor (7.3L/V8-444): LH Side Of Engine Compartment, In Windshield Washer Fluid Reservoir

Windshield Wiper Motor: Top LH Side Of Safety Wall


Additional Information

If the component you are looking for is not listed here, please refer to **System** or **Sub-Assembly Locations**. Example: If Air Flow Meter is not found here, refer to **Powertrain Management/Computers and Control Systems/Air Flow Meter/Locations**.

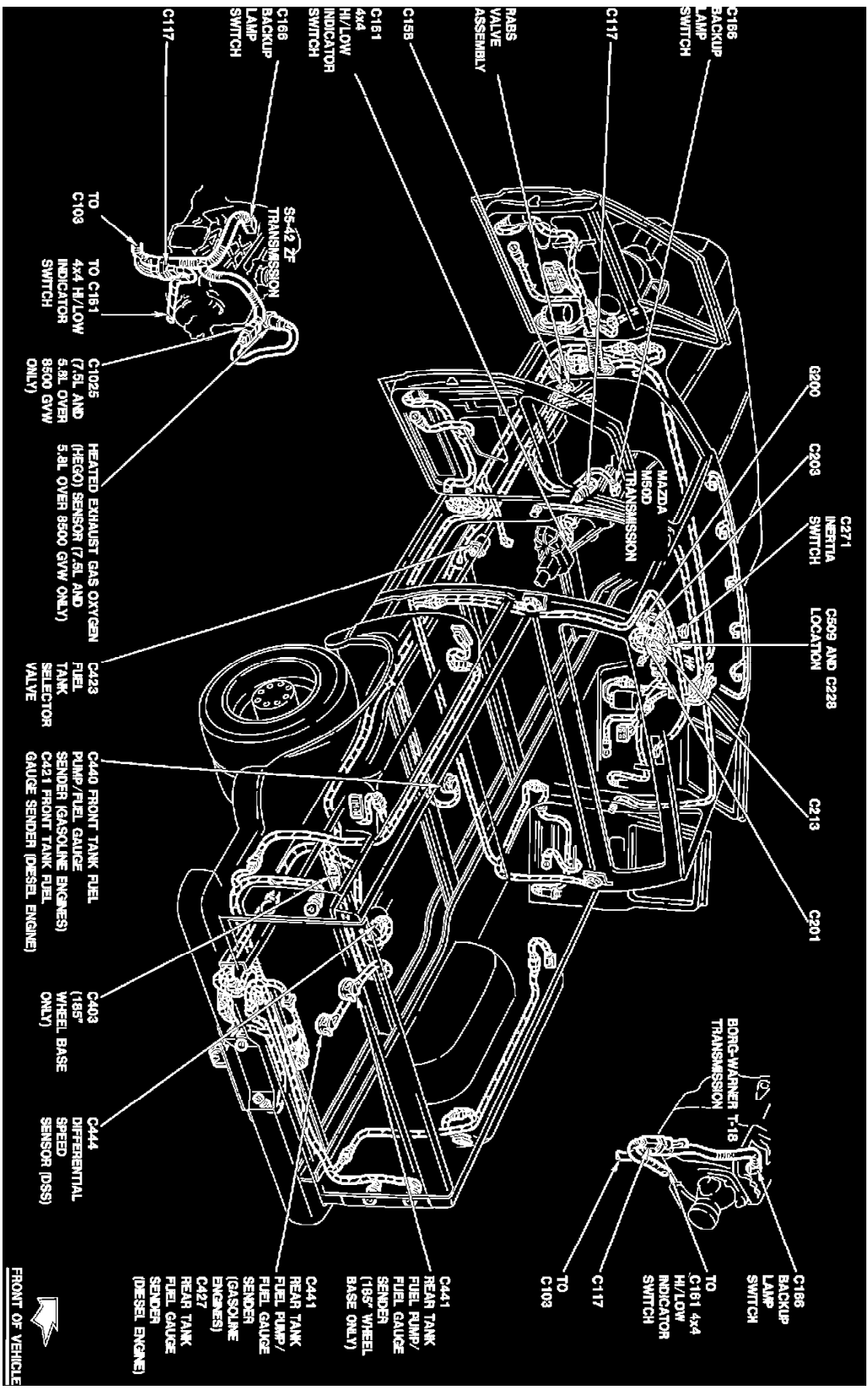
Engine Views



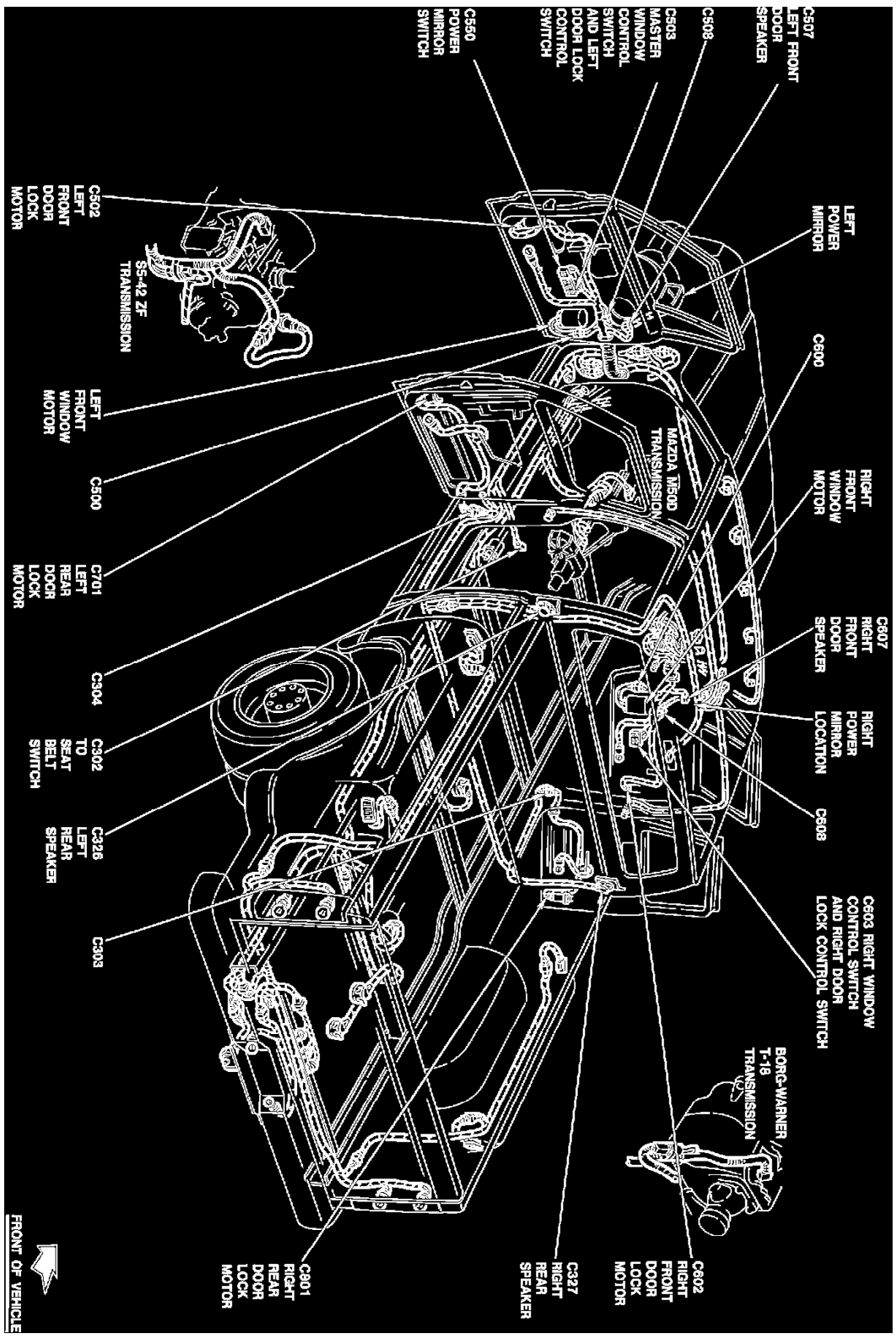
Component Location Views



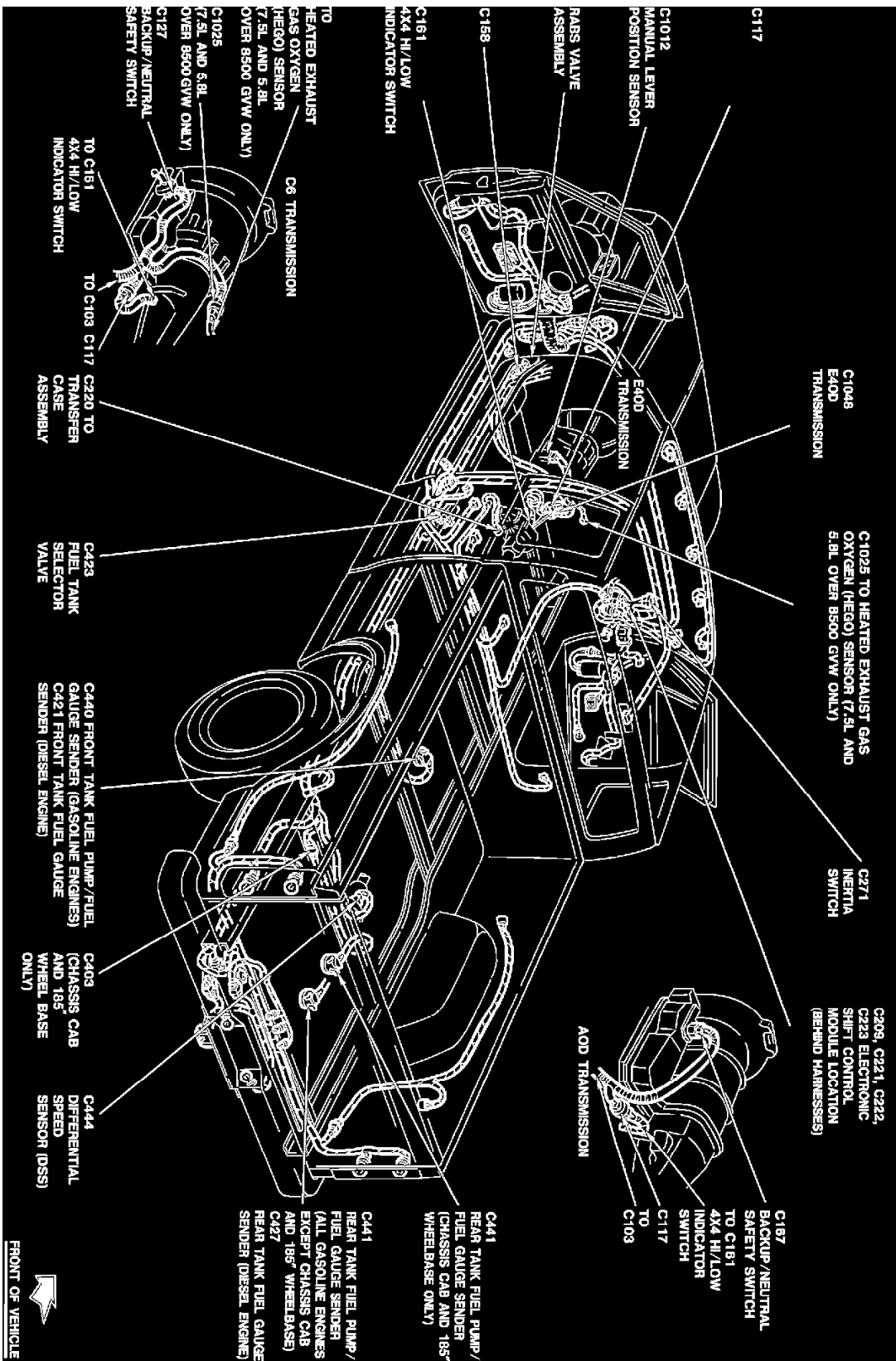
Crew Cab



Component Location Views



Component Location Views



Component Location Views

- C108 (Without Leece/Neville 165 Amp Alternator):** RH Side Of Engine Compartment, Near Voltage Regulator
- C110:** LH Side Of Engine Compartment, Top Of Wheel Well
- C115 (With Leece/Neville 165 Amp Alternator):** RH Side Of Engine Compartment, Near Starter Relay
- C115 (Without Leece/Neville 165 Amp Alternator):** RH Side Of Engine Compartment, Near Voltage Regulator
- C116:** Lower RH Side Of Engine, On Starter Solenoid
- C117:** Below Center Of Vehicle, Near LH Rear Of Transmission
- C118:** RH Front Of Engine, On Leece/Neville Alternator
- C125:** Center Rear Of Engine, On Valve Cover
- C127:** LH Side Of Transmission, On Backup/Neutral Safety Switch
- C135 (4.9L/6-300, 5.0L/V8-302 & 5.8L/V8-351):** Lower LH Rear Of Engine, On Oil Pressure Switch
- C135 (7.3L & 7.5L):** Top Center Rear Of Engine, On Oil Pressure Switch
- C138:** LH Side Of Engine Compartment, Top Of Wheel Well
- C139:** RH Front Of Engine Compartment, Behind Battery
- C143 DSS Test Connector:** LH Rear Of Engine Compartment, On Bracket
- C149:** LH Side Of Engine Compartment, Top Of Wheel Well
- C150 (4.9L):** RH Side Of Engine, On Coolant Temperature Sender
- C150 (Except 4.9L):** Top LH Front Of Engine, On Coolant Temperature Sender
- C151:** Top LH Side Of Safety Wall, On Wiper Motor
- C152:** Top LH Side Of Safety Wall, On Wiper Motor
- C153:** RH Front Of Engine, On Integral Alternator Regulator
- C154:** RH Front Of Engine, On Integral Alternator Regulator
- C158:** On LH Frame Rail, Near RABS Valve Assembly
- C159 Anti-lock Test Connector:** Behind RH Side Of Instrument Panel, Near Rear Anti-Lock (RABS) Module
- C161:** Front Of Transfer Case, Near 4x4 Hi/Low Indicator Switch
- C162:** RH Rear Of Engine Compartment, On A/C Clutch Cycling Pressure Switch
- C163:** LH Front Of Engine, On A/C Clutch Field Coil
- C164 (4.9L/6-300):** Front RH Side Of Engine, On Air Charge Temperature Sensor
- C164 (5.0L/V8-302 & 5.8L/V8-351):** Top Center Front Of Engine, On Air Charge Temperature Sensor
- C164 (7.5L/V8-460):** Top Center Of Engine, On Air Charge Temperature Sensor
- C166:** Top Of Transmission, On Backup Lamp Switch
- C167:** LH Side Of Transmission, On Backup/Neutral Safety Switch
- C168:** RH Side Of Safety Wall, Near Blower Motor
- C169:** RH Side Of Safety Wall, Near Blower Motor Resistor
- C170:** LH Rear Of Engine Compartment, On Brake Fluid Level Switch
- C171 (4.9L/6-300):** Lower RH Side Of Engine Compartment, On Canister Purge Solenoid
- C171 (5.0L/V8-302 & 5.8L/V8-351):** Front RH Side Of Engine, On Canister Purge Solenoid
- C171 (7.5L/V8-460):** RH Side Of Engine, On Canister Purge Solenoid
- C172:** On RH Side Of Engine Compartment, On Charge Indicator Lamp Relay
- C173:** LH Rear Of Engine Compartment, Near Hood Hinge
- C174:** Top Center Front Of Engine, On Cold Idle Solenoid
- C175:** Top Center Front Of Engine, On Cold Timing Advance Solenoid
- C177 (With DRL):** Front LH Side Of Lower Radiator Support, On Daytime Running Lamps (DRL) Module
- C177 (Without DRL):** Front LH Side Of Lower Radiator Support, On Daytime Running Lamps (DRL) Jumper
- C178 (4.9L):** LH Front Of Engine, Near Distributor
- C178 (5.0L & 5.8L):** Top Center Front Of Engine, Near Distributor
- C178 (7.5L):** Top LH Front Of Engine, To Distributor
- C180 (4.9L):** LH Rear Of Engine, On EGR Solenoid
- C180:** Top LH Side Of Engine, On EGR Control Solenoid
- C181:** LH Side Of Engine Compartment, On EGR Vacuum Regulator (EVP) Solenoid
- C182 (4.9L/6-300):** Top LH Rear Of Engine, On EGR Valve Position (EVP) Sensor
- C182 (5.0L/V8-302 & 5.8L/V8-351):** Top RH Front Of Engine, On EGR Valve Position Sensor
- C182 (7.5L/V8-460):** LH Rear Of Engine, On EGR Valve Position (EVP) Sensor
- C183 (4.9L, 5.0L & 5.8L):** Center Front Of Engine, On Engine Coolant Temperature (ECT) Sensor
- C183 (7.5L):** LH Front Of Engine, On Engine Coolant Temperature (ECT) Sensor
- C184:** Top LH Front Of Engine, To Engine RPM Sensor
- C185:** LH Side Of Safety Wall, On EEC Module
- C186:** Top RH Front Of Engine, On Engine Temperature Switch
- C187:** Top LH Front Of Engine, On Fuel Injection Pump Lever (FIPL) Sensor
- C188:** RH Side Of Engine, On Fuel Heater
- C190:** Top RH Front Of Engine, On Fuel Lnjector No. 1
- C191 (4.9L):** Top RH Front Of Engine, On Fuel Lnjector No. 2
- C191 (Except 4.9L):** Top RH Side Of Engine, On Fuel Lnjector No. 2
- C192:** Top RH Side Of Engine, On Fuel Lnjector No. 3
- C193:** Top RH Rear Of Engine, On Fuel Injector No. 4

C194 (4.9L): Top RH Rear Of Engine, On Fuel Lnjector No. 5
C194 (Except 4.9L): Top LH Front Of Engine, On Fuel Lnjector No. 5
C195 (4.9L): Top RH Rear Of Engine, On Fuel Injector No. 6
C195 (Except 4.9L): Top LH Side Of Engine, On Fuel Injector No. 6
C196 (5.0L & 5.8L): Top RH Side Of Engine, On Fuel Injector No. 7
C196 (7.5L): Top LH Side Of Engine, On Fuel Injector No. 7
C197 (5.0L & 5.8L): Top RH Rear Of Engine, On Fuel Lnjector No. 8
C197 (7.5L): Top LH Rear Of Engine, On Fuel Lnjector No. 8
C198 VIP Test Connector: LH Rear Of Engine Compartment, On Bracket
C199 VIP Test Connector: LH Rear Of Engine Compartment, On Bracket
C200: Behind LH Cowl Panel
C201: Behind RH Cowl Panel
C202: LH Rear Of Engine Compartment, In Safety Wall
C203: Behind RH Cowl Panel
C204: Behind Lower Center Of Instrument Panel, Near RH Side Of Ashtray Assembly
C207: Behind Lower LH Side Of Instrument Panel, On Fuse Panel
C209: Behind RH Cowl Panel
C210: Behind Lower Center Instrument Panel
C213: Behind RH Cowl Panel
C214: Behind LH Cowl Panel
C216: Behind Lower Center Of Instrument Panel, On Speed Control Amplifier
C217: Behind Lower Center Of Instrument Panel, On Speed Control Amplifier
C219: RH Side Of Steering Column, To Slip Ring Assembly And Ignition Key Warning Switch
C220: Below Center Of Vehicle, Near Transfer Case Assembly
C221: Behind RH Cowl Panel, On Electronic Shift Control Module
C222: Behind RH Cowl Panel, Near Electronic Shift Control Module
C223: Behind RH Cowl Panel, On Electronic Shift Control Module
C224: Behind RH Side Of I/P, On Interval Governor
C228: Behind RH Cowl Panel
C229: Behind LH Cowl Panel
C230: Top Of Steering Column, On Multi-function Switch
C231: Top Steering Column, On Multi-function Switch
C232: Enable PSOM Programming Connector: Behind Lower RH Side Of I/P, Below Glove Compartment
C233: Behind Lower Center Of I/P, On Auxiliary Power Socket
C234: Behind LH Cowl Panel
C235: Behind Lower Center Of I/P, On Auxiliary Power Socket
C250: Behind Top LH Side Of I/P, On Instrument Cluster
C251: Behind Top LH Side Of I/P, On Instrument Cluster
C252: Behind Top LH Side Of I/P, On Instrument Cluster
C257: Behind Top Center Of Instrument Panel, On Radio
C258: Behind Center Of Instrument Panel, On Radio
C260: Behind Center Of Instrument Panel, On Blower Motor Switch
C261 (Manual): Behind LH Side Of Instrument Panel, On Clutch Interlock Switch
C261 (Automatic): Behind LH Side Of Instrument Panel, On Clutch Interlock Switch Jumper
C262: In Front Of RH Door Jamb, On Right Courtesy Lamp Switch
C263: In Lower Rear Of LH Front Door Jamb, On Left Front Courtesy Lamp Switch
C264: Behind Top LH Side Of Instrument Panel, On Diesel Warning Lamp Display
C267: Behind Top LH Side Of Instrument Panel, On Electronic Shift Control Switch
C268: Behind Top LH Side Of Instrument Panel, On Fuel Tank Selector Switch
C269: Top RH Side Of Steering Column, On Ignition Switch
C271: Behind LH Side Of Instrument Panel, On Inertia Switch
C273: Behind Top LH Side Of Instrument Panel, On Main Light Switch
C274: LH Side Of Instrument Panel, On Master Tailgate Window Switch
C275: Top Of Steering Column, Near Overdrive Cancel Switch
C276: Behind LH Side Of Instrument Panel, On Park Brake Switch
C277: Behind RH Side Of Instrument Panel, On Rear Anti-Lock Brake (RABS) Module
C278: Behind Top LH Side Of Instrument Panel, On Rear Window Defrost Control
C279: Behind LH Side Of Instrument Panel, On Stop Lamp Switch
C280: Behind Lower Center Of Instrument Panel, On Warning Chime Module
C282: In Center Of Steering Wheel, To Speed Control Switch
C283: In Steering Wheel, On Horn Switch
C292: Behind RH Side Of Instrument Panel, On Glove Compartment Lamp
C293: Behind Lower Center Of Instrument Panel, On Ashtray Illumination
C294: Behind Lower Center Of Instrument Panel, On Cigar Lighter
C295: Behind Lower Center Of Instrument Panel, On Cigar Lighter

- C296 (With A/C):** Behind Center Of Instrument Panel, On Air Conditioning/Heater Control Assembly
- C296 (Without A/C):** Behind Center Of Instrument Panel, On Heater Control Assembly
- C298:** Behind Center Of Instrument Panel, On Heater Control Illumination
- C300:** At Base Of LH "B" Pillar
- C302:** Below RH Side Of LH Front Seat, To Seat Belt Switch
- C303:** At Base Of RH "B" Pillar
- C304:** At Base Of LH "B" Pillar
- C305:** Under LH Side Of LH Front Seat, To Left Power Lumbar Switch
- C306:** Under LH Side Of LH Front Seat, To Left Power Lumbar Switch
- C310:** LH Side Of Tailgate, Near Rear Window, On Rear Window Defrost Grid
- C311:** Center Of Tailgate, Near Rear Window, On Rear Window Defrost Grid
- C312 (With Captain Chairs):** Under Front Of LH Front Seat, On Left Power Lumbar Motor
- C312 (Without Captain Chairs):** Under Front Of Front Seat, On Left Power Lumbar Motor
- C313:** Below LH Front Seat
- C314:** Below RH Front Seat
- C315:** At Base Of LH "B" Pillar
- C317:** Under Front Of RH Front Seat, On Right Power Lumbar Motor
- C318:** LH Rear Of Cargo Area, Near Center Of "D" Pillar
- C320:** In Center Of Roof
- C321:** In Front Of LH Rear Door Jamb, On Left Rear Courtesy Lamp Switch
- C322:** In Front Of RH Rear Door Jamb, On Right Rear Courtesy Lamp Switch
- C326 (Bronco):** LH Side Of Cargo Area, On Left Rear Speaker
- C326 (F-Series):** LH Rear Of Cab, On Left Rear Speaker
- C327 (Bronco):** RH Side Of Cargo Area, On Left Rear Speaker
- C327 (F-Series):** RH Rear Of Cab, On Right Rear Speaker
- C400:** Under Center Rear Of Vehicle, Near Rear Crossmember
- C401:** Under LH Rear Of Vehicle, Near Rear Crossmember
- C403:** Below LH Rear Of Vehicle, Forward Of Rear Fuel Tank
- C405:** Under LH Rear Of Vehicle, On Frame Rail, Near Fuel Tank
- C406:** Under LH Rear Of Vehicle, Near Rear Crossmember
- C407:** Under Center Rear Of Vehicle, Near Rear Crossmember
- C408:** Under RH Rear Corner Of Vehicle
- C409:** Under LH Rear Corner Of Vehicle
- C410:** Under Center Rear Of Vehicle, Near Rear Body Marker Lamps
- C411:** In LH Rear Quarter Panel, Forward Of Wheel Well, To Left Rear Side Body Marker Lamp
- C412:** In LH Rear Quarter Panel, Behind Wheel Well, To Left Rear Side Body Marker Lamp
- C413:** In RH Rear Quarter Panel, Forward Of Wheel Well, To Right Rear Side Body Marker Lamp
- C417:** Under Center Rear Of Vehicle, Near Rear Crossmember
- C418:** Under LH Rear Of Vehicle, Near Rear Light Assembly
- C420:** In RH Rear Quarter Panel, Behind Of Wheel Well, To Right Rear Side Body Marker Lamp
- C421:** Top RH Side Of Front Fuel Tank, On Front Tank Fuel Gauge Sender
- C423:** Under LH Side Of Vehicle, At Frame Rail, On Fuel Tank Selector Valve
- C427:** Top RH Side Of Rear Fuel Tank, On Rear Tank Fuel Gauge Sender
- C428:** In LH Side Of Tailgate, On Tailgate Latch Switch
- C429:** In Lower Center Of Tailgate, To Tailgate Power Window Motor
- C431:** LH Rear Of Vehicle, On Left Rear Park/Stop/Turn Lamp
- C432:** RH Rear Of Vehicle, On Right Rear Park/Stop/Turn Lamp
- C433:** LH Rear Of Vehicle, On Left Back-Up Lamp
- C434:** RH Rear Of Vehicle, On Right Back-Up Lamp
- C435:** Center Rear Of Vehicle, On License Lamp
- C436:** Center Rear Of Vehicle, On License Lamp
- C440:** Top RH Side Of Front Fuel Tank, On Front Tank Fuel Pump/fuel Gauge Sender
- C441 (Bronco):** Top RH Side Of Fuel Tank, On Fuel Pump/fuel Gauge Sender
- C441 (F-Series):** Top RH Side Of Rear Of Fuel Tank, On Fuel Pump/fuel Gauge Sender
- C444:** Below Rear Of Vehicle, On Differential Speed Sensor (DSS)
- C446:** Lower Rear Of Vehicle, Near License Plate, On License Lamp
- C447:** LH Rear Of Vehicle, On Left Backup Lamp
- C448:** RH Rear Of Vehicle, On Left Backup Lamp
- C500:** In Lower Front Of LH Door, On Left Front Window Motor
- C502:** In Rear Of LH Front Door, On Left Front Door Lock Motor
- C503:** In Center Of LH Front Door, On Master Window Control Switch And Left Door Lock Control Switch
- C504:** In Lower Rear Of LH Front Door, On Left Front Door Courtesy Lamp
- C507:** In Top Front Of LH Front Door, On Left Front Door Speaker
- C508:** In Front Of LH Front Door, To Left Power Mirror
- C509:** Behind RH Cowl Panel

- C550:** In Center Of LH Front Door, Near Power Mirror Switch
C600: In Lower Front Of RH Door, To Right Front Window Motor
C602: In Rear Of RH Front Door, On Right Door Lock Motor
C603: In Center Of RH Front Door, On Right Window Control Switch And Right Door Lock Control Switch
C606: In Lower Rear Of RH Front Door, On Right Front Door Courtesy Lamp
C607: In Top Front Of RH Front Door, On Right Front Door Courtesy Lamp
C608: In Front Of RH Front Door, To Right Power Mirror
C700: In Lower Rear Of LH Rear Door, On Left Rear Door Courtesy Lamp
C701: In Rear Of LH Rear Door, On Left Rear Door Lock Motor
C800: In Lower Rear Of RH Rear Door, On Right Rear Door Courtesy Lamp
C801: In Rear Of RH Rear Door, On Right Rear Door Lock Motor
C900: RH Side Of Windshield Header, To Cab Marker Lamp
C901: RH Center Of Windshield Header, To Cab Marker Lamp
C902: Center Of Windshield Header, To Cab Marker Lamp
C903: LH Center Of Windshield Header, To Cab Marker Lamp
C904: LH Side Of Windshield Header, To Cab Marker Lamp
C905 (With Map Lamp): Center Of Roof, On Map/Dome Lamp
C905 (Without Map Lamp): Center Of Roof, On Dome Lamp
C906 (With Map Lamp): Center Of Roof, On Map/Dome Lamp
C906 (Without Map Lamp): Center Of Roof, On Dome Lamp
C907: Top Center Rear Of Vehicle, On Outside Cargo/High Mount Stop Lamp
C908: Center Of Rear Window Header, Near Inside Cargo Lamp
C910: Center Of Rear Window Header, On Cargo Lamp
C1000: Top Center Front Of Engine, On Fuel Shutoff Solenoid
C1001: RH Side Of Engine, On Fuel Water Switch
C1002: Top Center Rear Of Engine, On Glow Plug Controller
C1003: RH Side Of Engine Compartment, Behind Battery
C1005: Front RH Side Of Lower Radiator Support, On Low Pitch Horn
C1006: Front RH Side Of Lower Radiator Support, On High Pitch Horn
C1007 (4.9L/6-300): Top LH Side Of Engine, On Idle Air Bypass Valve
C1007 (5.0L/V8-302 & 5.8L/V8-351): Top RH Front Of Engine, On Idle Air Bypass Valve
C1007 (7.5L/V8-460): Top Center Of Engine, On Idle Air Bypass Valve
C1008 (4.9L/6-300): LH Front Of Engine, On Ignition Coil
C1009 (4.9L/6-300): LH Front Of Engine, On Knock Sensor
C1009 (5.0L/V8-302): Center Rear Of Engine, On Knock Sensor
C1010 (5.0L/V8-302): RH Side Of Engine Compartment, On Low Vacuum Warning Switch
C1011: Top RH Side Of Safety Wall, On Manifold Absolute Pressure (MAP) Sensor
C1012: Below Center Of Vehicle, LH Side Of Transmission, On Manual Lever Position Sensor
C1014: LH Front Of Engine, On Overheat Warning Switch
C1015: RH Side Of Engine, On Plugged Fuel Filter Switch
C1016: Lower LH Front Of Engine Compartment, On Power Steering Pressure Switch
C1017 (4.9L/6-300): LH Front Of Engine, Near Radio Capacitor
C1017 (Except 4.9L/6-300): LH Side Of Engine, Near Radio Capacitor
C1018: LH Rear Of Engine Compartment, On Speed Control Servo
C1019 (4.9L/6-300): LH Rear Of Engine Compartment, Near TFI Ignition Module
C1021: LH Rear Of Engine Compartment, On TFI Ignition Module
C1022 (Except 7.5L): Top LH Rear Of Engine, On Thermaxtor Air Bypass (TAB) Solenoid
C1022 (7.5L): LH Side Of Engine, On Thermaxtor Air Bypass (TAB) Solenoid
C1023: Top LH Rear Of Engine, On Thermaxtor Air Diverter (TAD) Solenoid
C1024: Top RH Front Of Engine, Near Throttle Position Sensor (TPS)
C1025 (4.9L): Lower RH Side Of Engine, To Heated Exhaust Gas Oxygen (HEGO) Sensor
C1025 (5.0L) (5.8L Under 8500 GVW): Lower RH Side Of Engine, To Heated Exhaust Gas Oxygen (HEGO) Sensor
C1025 (5.8L Under 8500 GVW) (7.5L) (C6 Transmission): Lower RH Side Of Engine, To Heated Exhaust Gas Oxygen (HEGO) Sensor
C1025 (5.8L Under 8500 GVW) (7.5L) (E4OD Transmission): Below RH Side Of Engine, To Heated Exhaust Gas Oxygen (HEGO) Sensor
C1025 (5.8L Under 8500 GVW) (7.5L) (S5-ZF Transmission): Below RH Side Of Engine, To Heated Exhaust Gas Oxygen (HEGO) Sensor
C1026 (4.9L): Top LH Rear Of Engine, On Throttle Position Sensor (TPS)
C1026 (7.5L): Top LH Side Of Engine, On Throttle Position Sensor (TPS)
C1027: LH Side Of Safety Wall, On Transmission Electronic Control Assembly (TECA)
C1028: Below Center Of Vehicle, On Vehicle Speed Sensor
C1030 (7.3L/V8-444): LH Side Of Engine Compartment, On Washer Pump Motor
C1030 (Except 7.3L/V8-444): Lower LH Front Of Engine Compartment On Washer Pump Motor
C1031: Front Of Vehicle, On Left Front Park/Turn Lamp
C1032: Front Of Vehicle, On Right Front Park/Turn Lamp
C1033: Front Of Vehicle, On Left Headlamp
C1034: Front Of Vehicle, On Right Headlamp

C1035: LH Underside Of Engine Compartment Hood, On Engine Compartment Lamp

C1040: Top Of Engine, On Glow Plug No. 1

C1041: Top Of Engine, On Glow Plug No. 2

C1042: Top Of Engine, On Glow Plug No. 3

C1043: Top Of Engine, On Glow Plug No. 4

C1044: Top Of Engine, On Glow Plug No. 5

C1045: Top Of Engine, On Glow Plug No. 6

C1046: Top Of Engine, On Glow Plug No. 7

C1047: Top Of Engine, On Glow Plug No. 8

C1048: Below Center Of Vehicle, On RH Side Of E40D Transmission

C1052: Front Of Vehicle, On Right Front Side Marker Lamp

C1053: Front Of Vehicle, On Right Front Side Marker Lamp

C1054: Front Of Vehicle, On Left Front Side Marker Lamp

C1055: Front Of Vehicle, On Left Front Side Marker Lamp

Ground Locations

G100 (4.9L/6-300): LH Front Of Engine Compartment, Top Of Upper Radiator Support

G100 (Except 4.9L/6-300): LH Front Of Engine Compartment, On Upper Radiator Support

G101 (4.9L/6-300, 5.0L/V8-302 & 5.8L/V8-351): RH Front Of Engine Compartment, On Front Of Fender Apron

G101 (7.3L/V8-444 & 7.5L/V8-466): RH Front Of Engine Compartment, On Front Of Fender Apron

G103 (Except 4.9L/6-300): Lower RH Front Of Engine

G103 (4.9L/6-300): Lower RH Rear Of Engine, On Starter Motor Mounting Bolt

G104: Rear Of LH Fender Apron

G106: Lower RH Front Of Engine

G107: Lower LH Front Of Engine

G108: RH Front Of Engine Compartment, On Upper Radiator Support

G200: Behind Bottom Of RH Cowl Panel

G201: Behind Bottom Of LH Cowl Panel

G400: LH Rear Of Cargo Area, Near Rear Light Assembly

G401: Under Center Rear Of Vehicle, On Rear Crossmember

Splice Locations

S100: Engine Control Sensor Harness, Near Tape Out To Right Front Park/Turn Lamp

S101: Engine Control Sensor Harness, Near Tape Out To Engine Compartment Fuse Box

S102: Engine Control Sensor Harness, Near Tape Out To Brake Warning Resistor/Diode Assembly

S103: Engine Control Sensor Harness, Near Tape Out To Front Park/Turn Lamp

S106 (Diesel Engine): Engine Control Sensor Harness, Near Tape Out To G100

S106 (Gasoline Engine): Engine Control Sensor Harness, Near Tape Out To G101

S108: Engine Control Sensor Harness, Near Tape Out To Brake Warning Resistor/Diode Assembly

S109 (Diesel Engine): Engine Control Sensor Harness, Near Tape Out To C111

S109 (Gasoline Engine): Engine Control Sensor Harness, Near Tape Out To C105

S110: Engine Control Sensor Harness, Near Tape Out To Right Front Park/Turn Lamp

S111: In 7.3L Diesel Engine PIA Harness

S112: In 7.3L Diesel Engine PIA Harness

S113: In 7.3L Diesel Engine PIA Harness

S114: Engine Control Sensor Harness, Near Tape Out To Brake Warning Resistor/diode Assembly

S115: Engine Control Sensor Harness, Near Tape Out To Left Headlamp

S116: Engine Control Sensor Harness, Near Tape Out To C103

S117: Engine Control Sensor Harness, Near Tape Out To Left Headlamp

S122: Engine Control Sensor Harness, Near Tape Out To Brake Warning Resistor/diode Assembly

S123: Engine Control Sensor Harness, Near Tape Out To Electronic Engine Control (EEC) Module

S124: Dash Engine Gauge Feed Harness, Near Tape Out To EGR Control Solenoid

S125: Engine Control Sensor Harness, Near Tape Out To Electronic Engine Control (EEC) Module

S126: Engine Control Sensor Harness, Near Tape Out To Brake Warning Resistor/Diode Assembly

S128: Fuel Charge Harness, Near Tape Out To Air Charge Temperature (ACT) Solenoid

S129: Fuel Charge Harness, Near Tape Out To Fuel Injector No. 3

S130: Fuel Charge Harness, Near Tape Out To Fuel Injector No. 4

S131 (4.9L): Fuel Charge Harness, Near Tape Out To Fuel Injector No. 6

S131 (5.0L) (5.8L) (7.5L): Fuel Charge Harness, Near Tape Out To Fuel Injector No. 8

S132: Fuel Charge Harness, Near Tape Out To Fuel Injector No. 5

S133 (4.9L): Dash Engine Gauge Feed Harness, Near Tape Out To EGR Control Solenoid

S133 (5.0L) (5.8L) (7.5L): Fuel Charge Harness, Near Tape Out To Fuel Injector No. 4

S134 (C6 Transmission): Backup Lamp Switch To Rear Lamp Feed Harness, Near Tape Out To C117
S134 (E4OD Transmission): Backup Lamp Switch To Rear Lamp Feed Harness, Near Tape Out To Manual Lever Position Sensor
S134 (S5-42 ZF Transmission): Backup Lamp Switch To Rear Lamp Feed Harness, Near Tape Out To Backup Lamp Switch
S135 (4.9L): Dash Engine Gauge Feed Harness, Near Tape Out To Throttle Position Sensor (TPS)
S135 (5.0L) (5.8L): Fuel Charge Harness, Near Tape Out To Canister Purge Solenoid
S137: Engine Control Sensor Harness, Near Tape Out To Brake Warning Resistor/Diode Assembly
S138: Fuel Charge Harness, Near Tape Out To Air Charge Temperature (ACT) Sensor
S146: Backup Lamp Switch To Rear Lamp Feed Harness, In Tape Out To Manual Lever Position Sensor
S147: Engine Control Sensor Harness, Near Tape Out To C103
S152: Heater Switch To Blower Motor Harness, Near Tape Out To Blower Motor
S153: Heater Switch To Blower Motor Harness, Near Tape Out To Blower Motor
S154: Engine Control Sensor Harness, Near Tape Out To Left Headlamp
S155: Engine Control Sensor Harness, Near Tape Out To G100
S156: Engine Control Sensor Harness, Near Tape Out To Left Front Park/Turn Lamp
S157: Engine Control Sensor Harness, Near Tape Out To Transmission Electronic Control Assembly (TECA)
S163 (Diesel Engine): Engine Control Sensor Harness, Near Tape Out To C108
S163 (Gasoline Engine): Engine Control Sensor Harness, Near Tape Out To Electronic Engine Control (EEC) Module
S164: Engine Control Sensor Harness, Near Tape Out To Left Headlamp
S165: Engine Control Sensor Harness, Near Tape Out To Left Headlamp
S171: Engine Control Sensor Harness, Near Tape Out To Left Headlamp
S199 (4.9L): Dash Engine Gauge Feed Harness, Near Tape Out To Ignition Coil
S199 (5.0L) (5.8L): Fuel Charge Harness, Near Tape Out To Ignition Coil
S200: Seat Belt Retractor Switch RH Harness, Near Tape Out To G201
S201: Seat Belt Retractor Switch RH Harness, Near Tape Out To C302
S202: Main Harness, Near Tape Out To C210
S203: Main Harness, Near Tape Out To Enable PSOM Programming Connector C232
S206: Main Harness, Near Tape Out To Fuse Panel
S207: Main Harness, Near Tape Out To Clutch Interlock Switch Or Jumper
S207: Main Harness, Near Tape Out To C210
S210: Main Harness, Near Tape Out To C210
S211: Main Harness, Near Tape Out To Fuse Panel
S213: Main Harness, Near Tape Out To Warning Chime Module
S214: Main Harness, Near Tape Out To Warning Chime Module
S215: Main Harness, Near Tape Out To C251
S216: Main Harness, Near Tape Out To G200
S217: Main Harness, Near Tape Out To Fuse Panel
S218: Main Harness, Near Tape Out To Radio
S219: Rear Lamps Harness, Near Tape Out To C205
S220: Main Harness, Near Tape Out To Enable PSOM Programming Connector C232
S222 (Bronco) (Super Cab): Seat Belt Retractor Switch RH Harness, Near Tape Out To C300
S222 (Regular Cab): Seat Belt Retractor Switch RH Harness, Near Tape Out To C229
S224: Main Harness, In Tape Out To Clutch Interlock Switch Or Jumper
S225: Rear Lamp Harness, Near Tape Out To C205
S228: Main Harness, In Tape Out To Rear Anti-Lock Brake (RABS) Module
S229: Main Harness, Near Tape Out To Blower Motor Switch
S230: Main Harness, Near Tape Out To Main Light Switch
S234: Main Harness, Near Tape Out To C202
S236: Main Harness, Near Tape Out To Fuse Panel
S237: Main Harness, Near Tape Out To Stop Lamp Switch
S238: Main Harness, Near Tape Out To Interval Governor
S220: Main Harness, Near Tape Out To Clutch Interlock Switch Or Jumper
S241: Main Harness, Near Tape Out To Rear Window Defrost Control
S242: Main Harness, Near Tape Out To Fuse Panel
S243: Main Harness, Near Tape Out To C251
S244: Main Harness, Near Tape Out To C210
S245: Main Harness, Near Tape Out To Clutch Interlock Switch Or Jumper
S246: Main Harness, Near Tape Out To Speed Control Amplifier
S247: Main Harness, Near Tape Out To C202
S248: Main Harness, Near Tape Out To C202
S249: Main Harness, Near Tape Out T Fuel Tank Selector Switch
S250: Main Harness, Near Tape Out To Main Light Switch
S251: Seat Belt Retractor Switch Harness, Near Tape Out To C300
S252: Main Harness, Near Tape Out To Clutch Interlock Switch Or Jumper
S253: Main Harness, Near Tape Out To Clutch Interlock Switch Or Jumper
S254: Rear Lamps Harness, Near Tape Out To RABS Valve Assembly

S255: Window Regulator Left Front Door Harness, Near Tape Out To C214
S256: Window Regulator Left Front Door Harness, Near Tape Out To C214
S299: Main Harness, Near Tape Out To Right Front Courtesy Lamp Switch
S305: Seat Belt Retractor Switch RH Harness, Near Tape Out To C300
S307: Front Seat Back Pad Adjust Harness, Near Tape Out To Power Lumbar Compressor Motor
S308: Rear High Mount Lamp Harness, Near Tape Out To Outside Cargo/High Mount Stop Lamp
S309: Seat Belt Retractor Switch RH Harness, Near Tape Out To C300
S310: Front Seat Back Pad Adjust Harness, Near Tape Out To Power Lumbar Compressor Motor
S311: Seat Belt Retractor Switch RH Harness, Near Tape Out To C302
S312: Seat Belt Retractor Switch RH Harness, Near Tape Out To C302
S314 (Crew Cab): Seat Belt Retractor Switch RH Harness, Near Tape Out To C302
S314 (Except Crew Cab): Seat Belt Retractor Switch RH Harness, Near Tape Out To C302
S400 (Bronco): Rear Lamps Harness, Near Tape Out To Fuel Pump/Fuel Gauge Sender
S400 (F-Series) (Diesel Engine): Rear Lamps Harness, Near Tape Out To Front Tank Fuel Gauge Sender
S400 (F-Series) (Gasoline Engine): Rear Lamps Harness, Near Tape Out To Front Tank Fuel Pump/Fuel Gauge Sender
S401: Rear Lamps Harness, Near Tape Out To License Lamps
S403: Rear License Lamp Harness, In Tape Out To C400
S404 (With Flare Side): Rear Lamp Connector Harness, Near Tape Out To C401
S404 (Without Flare Side): Rear Lamp Connector Harness, Near Tape Out To C400
S405: Left Lamp Connector Harness, Near Tape Out To Left Backup Lamp
S406: Right Rear Lamp Connector Harness, Near Tape Out To Right Backup Lamp
S409: Left Marker Lamp Harness, Near Tape Out To C412
S410: Right Marker Lamp Harness, Near Tape Out To C420
S417 (Bronco): Rear Lamp Harness, Near Tape Out To License Lamp
S417 (With Chassis Cab): Rear Lamp Connector Harness, Near Tape Out To
S417 (With Flare Side): Rear Lamp Connector Harness, Near Tape Out To C401
S417 (Without Flare Side): Rear Lamp Connector Harness, Near Tape Out To C400
S418: Rear License Lamp Harness, Near Tape Out To C400
S419: Rear Lamps Harness, Near Tape Out To C401
S420: Rear Lamp Connector Harness, Near Tape Out To C410
S421: Left Marker Harness, In Tape Out To C412
S422: Right Marker Lamp Harness, In Tape Out To C420
S423: Rear Window Regulator Control Harness, Near Tape Out To Tailgate Window Switch
S424: Rear Lamps Harness, Near Tape Out To License Lamps
S426: Rear Lamp Connector Harness, Near Tape Out To C401
S428: Rear Lamps Harness, Near Tape Out To Differential Speed Sensor (DSS)
S429: Rear Lamps Harness, Near Tape Out To Differential Speed Sensor (DSS)
S500: Window Regulator Left Front Door Harness, Near Tape Out To Master Window Control Switch
S501: Window Regulator Left Front Door Harness, Near Tape Out To C500
S600: Window Regulator Right Front Door Harness, Near Tape Out To Right Window Control Switch
S601: Window Regulator Right Front Door Harness, Near Tape Out To C600