

Vehicle: Locations

Component Location Index

PLEASE NOTE: If a link on the Component Location Index to a view is not provided, that means that the Component and/or View in question does NOT apply to the vehicle model selected.

Components	View 1S1-*/coordinates
4R100 Transmission (7G391)	11-A5
vehicle underbody	11-A5
4x4 High/Low indicator switch	10-C6
on transfer case	10-C6
A/C clutch field coil - 6.0L	9-E7
engine front, on A/C compressor	9-E7
A/C clutch field coil - 5.4L	4-C1
engine front, on A/C compressor	4-C1
A/C clutch field coil - 6.8L	6-D1
engine front, on A/C compressor	6-D1
A/C clutch relay	20-A3
engine compartment, LH side, rear, in auxiliary relay box 5	20-A3
A/C clutch relay	16-A5
engine compartment, rear, in auxiliary relay box 4	16-A5
A/C Compressor clutch diode	31-E4
in Central Junction Box (CJB), (not serviceable)	31-E4
A/C compressor cycling switch (19E561)	15-A7
engine compartment, RH side	15-A7
A/C high pressure switch (19DE561)	4-B1
engine front, RH side - 5.4L	4-B1
A/C high pressure switch (19DE561)	8-D1
engine front, RH side - 6.0L	8-D1
A/C high pressure switch (19D594) - 6.8L	6-D1
engine front, RH side	6-D1
ABS control module (2C219)	21-E6
engine compartment, LH side	21-E6
Accelerator pedal position sensor	27-E5
on accelerator pedal support	27-E5
Accessory delay relay	31-A2
in Central Junction Box (CJB)	31-A2
Adjustable pedal motor (9G662)	51-D5
in LH front footwell, without memory	51-D5
Adjustable pedal motor (9G662)	51-D5
in LH front footwell with memory	51-D5
Adjustable pedal switch	28-D8
dash panel, LH side	28-D8
Air bag sliding contact (14A664)	30-E2
on steering column	30-E2
Air filter sensor	20-F6
engine compartment, LH side, on air cleaner housing	20-F6
Ambient air temperature sensor (19E702)	22-D2
engine compartment, front	22-D2
Auxiliary A/C relay	51-F6
behind dash panel, LH side, in auxiliary fuse and relay box 1	51-F6
Auxiliary function selector switch assembly, front	48-E2
roof, above front seats	48-E2
Auxiliary function selector switch assembly, rear	44-A3
roof, middle row of seats	44-A3
Auxiliary Powertrain Control Module (APCM)	28-A7
behind dash panel, LH side, near steering column	28-A7
Auxiliary relay box 1	51-F6
dash panel, behind glove box	51-F6
Auxiliary relay box 2	20-A5
engine compartment, LH side	20-A5
Auxiliary relay box 3	16-A4
engine compartment, LH side, rear	16-A4
Auxiliary relay box 4	16-A5
engine compartment, LH side, rear	16-A5
Auxiliary relay box 5	20-A3
engine compartment, LH side, rear	20-A3
Barometric Absolute Pressure (BAP) sensor	30-F3
behind dash panel, LH side, near steering column	30-F3
Battery (10655)	25-B2
engine compartment, RH side	25-B2
Battery II	21-C6
engine compartment, LH side	21-C6
Battery saver relay	39-E4
instrument cluster, (not serviceable)	39-E4
Blend door actuator, rear (19E616)	39-E4
Vehicle interior, RH side, after C-pillar	39-E4
Blower motor, rear (18456)	39-B7
Vehicle interior, RH side, after C-pillar	39-B7

Components	View 151-*/coordinates
Location	
Blower motor relay	31-A2
in Central Junction Box (CJB)	
Brake fluid level switch (2L414)	18-A4
engine compartment, rear, LH side	
Brake pedal position switch (13480)	51-D6
on brake pedal support	
Brake pressure switch (2B264)	18-E2
engine compartment, LH side - rear	
Brake shift interlock	30-E5
on steering column	
Camshaft position sensor (6B288)	4-D7
engine, front, on LH cylinder head - 5.4L	
Camshaft position sensor (6B288)	6-E4
engine, upper, on front of the LH cylinder head - 6.8L	
Camshaft position sensor (6B288)	8-F4
engine, LH side, bottom - 6.0L	
Cargo lamp	42-B2
rear window, top	
Central Junction Box (CJB) (14A067)	31-E5
under dash panel, LH side	
Cigar lighter, front (15055)	51-E4
dash panel, center, bottom	
Clutch pedal position switch	52-C2
on clutch pedal support	
Coil On Plug (COP) 1 (12029)	3-D8
engine, top RH side - 5.4L	
Coil On Plug (COP) 1 (12029)	5-B7
engine, top RH side - 6.8L	
Coil On Plug (COP) 2 (12029)	3-E7
engine, top RH side - 5.4L	
Coil On Plug (COP) 2 (12029)	5-A6
engine, top RH side - 6.8L	
Coil On Plug (COP) 3 (12029)	3-E6
engine, top RH side - 5.4L	
Coil On Plug (COP) 3 (12029)	5-B2
engine, top RH side - 6.8L	
Coil On Plug (COP) 4 (12029)	3-F5
engine, top RH side - 5.4L	
Coil On Plug (COP) 4 (12029)	5-B2
engine, top RH side - 6.8L	
Coil On Plug (COP) 5 (12029)	2-E3
engine, top LH side - 5.4L	
Coil On Plug (COP) 5 (12029)	5-C2
engine, top LH side - 6.8L	
Coil On Plug (COP) 6 (12029)	2-E5
engine, top LH side - 5.4L	
Coil On Plug (COP) 6 (12029)	6-C2
engine, top LH side - 6.8L	
Coil On Plug (COP) 7 (12029)	2-E6
engine, top LH side - 5.4L	
Coil On Plug (COP) 7 (12029)	6-B4
engine, top LH side - 6.8L	
Coil On Plug (COP) 8 (12029)	2-E6
engine, top RH side - 5.4L	
Coil On Plug (COP) 8 (12029)	6-A4
engine, top RH side - 6.8L	
Coil On Plug (COP) 9 (12029)	6-A6
engine, top LH side	
Coil On Plug (COP) 10 (12029)	6-A7
engine, top LH side	
Crankshaft position sensor (6C315)	4-E2
engine, front, behind crankshaft pulley - 5.4L	
Crankshaft position sensor (6C315)	9-E6
engine, RH side below glow plug bank, right - 6.0L	
Crankshaft position sensor (6C315)	6-D2
engine, front behind crankshaft pulley - 6.8L	
Cylinder-head temperature sensor (6G004)	4-B2
engine, top left hand side - 5.4L	
Cylinder-head temperature sensor (6G004)	6-A2
engine, top, LH side - 6.8L	
Data Link Connector (DLC) (14489)	28-E6
under dash panel, LH side	
Daytime Running Lamps (DRL) relay 1	20-A5
engine compartment, rear, in auxiliary relay box 2	

Components	Location	View 151-*/coordinates
Daytime Running Lamps (DRL) relay 2	engine compartment, rear, in auxiliary relay box 2	20-A5
Daytime running lamps resistor	engine compartment, front, LH side	21-E7
Differential Pressure Feedback EGR (DPFBE) sensor (9J460)	engine, top RH side of throttle body	2-A5
Digital Transmission Range (DTR) sensor (7F293)	transmission, LH side	11-E5
Door ajar switch, driver side front (14018)	in driver door	40-D2
Door ajar switch, driver side rear (14018)	in LH rear door	41-C7
Door ajar switch, passenger side front (14018)	in passenger door	40-C2
Door ajar switch, passenger side rear (14018)	in RH rear door	41-C7
Door entry lamp, left front (13776)	in driver door	40-E2
Door entry lamp, right front (13776)	in passenger door	40-F2
Door lock actuator, left front	in driver door	40-C2
Door lock actuator, left rear (218A43)	in LH rear door	41-C7
Door lock actuator, passenger side (218A42)	in passenger door	40-B2
Door lock actuator, right rear (218A42)	in RH rear door	41-B7
Door lock relay	in Vehicle Security Module (VSM) (not serviceable)	52-E5
Door lock switch, driver side (14963)	in driver door, top	40-B3
Door lock switch, passenger side (14028)	in passenger door, top	40-A3
Driver air bag unit (78043B13)	on steering column	
Driver door unlock relay	in Vehicle Security Module (VSM) (not serviceable)	52-E5
Driver memory seat front height sensor	under driver seat	34-E2
Driver memory seat horizontal sensor	under driver seat	34-D6
Driver memory seat rear height sensor	under driver seat	34-A4
Driver safety belt retractor pretensioner	LH B-pillar	37-E6
Driver seat module (14C708) A	under driver seat	34-E3
Dual pressure switch (19D594)	engine, front, near bottom	9-D7
DVD player	in roof panel, middle row of seats	44-E4
EGR valve actuator	engine, top, near throttle body — 6.0L	9-A6
Electr. Vacuum Regulator (EVR) solenoid valve	engine, top, rear	7-A3
Electrochromatic inside mirror unit (17700)	roof, front, center	44-F3
Electronic Automatic Temperature Control (EATC) module (19980)	dash panel, center	51-A2
Electronic fan clutch	engine, top, front	8-D1
Electronic Shift On the Fly (ESOF) solenoid	engine compartment, RH side	15-A2
Electronic Throttle Control (ETC) motor	engine, attached to throttle body	9-B7
Engine compartment lamp	engine compartment	50-A3
Engine Coolant Temperature (ECT) sensor (12A648)	engine, front, LH side, near thermostat housing	8-E2
Engine Oil Temperature (EOT) sensor	engine, top, on oil reservoir	9-C7
EVAP canister vent control solenoid	engine compartment, LH side, rear	18-A6

Components	View 151-*/coordinates
Location	
Exhaust Back Pressure (EBP) sensor engine, rear camshaft pulley, RH side	8-E2
Exterior rear view mirror, driver side (17682)	
driver's door (exterior)	40-C6
Exterior rear view mirror, passenger side (17683)	
passenger's door (exterior)	40-C6
Exterior rear view mirror switch (17B676)	
in driver door, top	40-B7
F1.1	
in Auxiliary Relay Box 5	
F1.2	
in Central Junction Box (CJB)	
F2.1	
in Central Junction Box (CJB)	
F2.2	
in Central Junction Box (CJB)	
F2.3	
in Central Junction Box (CJB)	
F2.4	
in Central Junction Box (CJB)	
F2.5	
in Central Junction Box (CJB)	
F2.6	
in Central Junction Box (CJB)	
F2.7	
in Central Junction Box (CJB)	
F2.8	
in Central Junction Box (CJB)	
F2.9	
in Central Junction Box (CJB)	
F2.10	
in Central Junction Box (CJB)	
F2.11	
in Central Junction Box (CJB)	
F2.12	
in Central Junction Box (CJB)	
F2.13	
in Central Junction Box (CJB)	
F2.14	
in Central Junction Box (CJB)	
F2.15	
in Central Junction Box (CJB)	
F2.16	
in Central Junction Box (CJB)	
F2.17	
in Central Junction Box (CJB)	
F2.18	
in Central Junction Box (CJB)	
F2.19	
in Central Junction Box (CJB)	
F2.20	
in Central Junction Box (CJB)	
F2.21	
in Central Junction Box (CJB)	
F2.22	
in Central Junction Box (CJB)	
F2.23	
in Central Junction Box (CJB)	
F2.24	
in Central Junction Box (CJB)	
F2.25	
in Central Junction Box (CJB)	
F2.26	
in Central Junction Box (CJB)	
F2.27	
in Central Junction Box (CJB)	
F2.28	
in Central Junction Box (CJB)	
F2.29	
in Central Junction Box (CJB)	
F2.30	
in Central Junction Box (CJB)	
F2.31	
in Central Junction Box (CJB)	
F2.32	
in Central Junction Box (CJB)	

Ex-F2.32

Components	View 151-*/coordinates
F2.33 in Central Junction Box (CJB)	F2.103 in Central Junction Box (CJB)
F2.34 in Central Junction Box (CJB)	F2.104 in Central Junction Box (CJB)
F2.35 in Central Junction Box (CJB)	F2.105 in Central Junction Box (CJB)
F2.36 in Central Junction Box (CJB)	F2.106 in Central Junction Box (CJB)
F2.37 in Central Junction Box (CJB)	F2.107 in Central Junction Box (CJB)
F2.38 in Central Junction Box (CJB)	F2.108 in Central Junction Box (CJB)
F2.39 in Central Junction Box (CJB)	F2.109 in Central Junction Box (CJB)
F2.40 in Central Junction Box (CJB)	F2.110 in Central Junction Box (CJB)
F2.41 in Central Junction Box (CJB)	F2.111 in Central Junction Box (CJB)
F2.42 in Central Junction Box (CJB)	F2.112 in Central Junction Box (CJB)
F2.43 in Central Junction Box (CJB)	F2.113 in Central Junction Box (CJB)
F2.44 in Central Junction Box (CJB)	F2.114 in Central Junction Box (CJB)
F2.45 in Central Junction Box (CJB)	F2.115 in Central Junction Box (CJB)
F2.46 in Central Junction Box (CJB)	F2.116 in Central Junction Box (CJB)
F2.47 in Central Junction Box (CJB)	F2.601 in Central Junction Box (CJB)
F2.48 in Central Junction Box (CJB)	F2.602 in Central Junction Box (CJB)
F2.101 in Central Junction Box (CJB)	in Central Junction Box (CJB) (not serviceable)
F2.102 in Central Junction Box (CJB)	Fog lamp, left front (15200) 24-B3
	Fog lamp, right front (15200) 24-B2
	Fog lamp, front of vehicle (exterior), front 24-B2
	Fog lamp relay 31-A2
	Four-wheel drive control module (14B466) 28-C1
	under dash panel, RH side 28-C1

F2.33-Fo

Components	View 151-*/coordinates	
Location		
Four-wheel drive switch		
dash panel, LH side	51-E4	
Front blower motor speed controller (19E624)		
engine compartment, RH side, rear	15-E5	
Fuel heater		
engine, top, RH side	13-E5	
Fuel heater relay		
in Central Junction Box (CJB)	31-A2	
Fuel injector 1 (9F593)		
engine, top RH side - 5.4L	3-A6	
Fuel injector 1 (9F593)		
engine, top RH side - 6.0L	8-C1	
Fuel injector 1 (9F593)		
engine, top RH side - 6.8L	5-D7	
Fuel injector 2 (9F593)		
engine, top RH side - 5.4L	3-A5	
Fuel injector 2 (9F593)		
engine, top RH side - 6.0L	9-A5	
Fuel injector 2 (9F593)		
engine, top RH side - 6.8L	5-D7	
Fuel injector 3 (9F593)		
engine, top RH side - 5.4L	3-A2	
Fuel injector 3 (9F593)		
engine, top RH side - 6.0L	9-F3	
Fuel injector 3 (9F593)		
engine, top RH side - 6.8L	5-E6	
Fuel injector 4 (9F593)		
engine, top RH side - 5.4L	3-B2	
Fuel injector 4 (9F593)		
engine, top RH side - 6.0L	8-C7	
Fuel injector 4 (9F593)		
engine, top RH side - 6.8L	5-E6	
Fuel injector 5 (9F593)		
engine, top LH side - 5.4L	2-B2	
Fuel injector 5 (9F593)		
engine, top LH side - 6.0L	9-E3	
Fuel injector 5 (9F593)		
engine, top RH side - 6.0L		
Fuel injector 5 (9F593)		
engine, top RH side - 6.8L		
Fuel injector 6 (9F593)		
engine, top LH side - 6.0L	8-A7	
Fuel injector 6 (9F593)		
engine, top LH side - 6.8L	6-E5	
Fuel injector 6 (9F593)		
engine, top LH side - 5.4L	2-A4	
Fuel injector 7 (9F593)		
engine, top LH side - 5.4L	2-B6	
Fuel injector 7 (9F593)		
engine, top RH side - 6.0L	9-E3	
Fuel injector 7 (9F593)		
engine, top LH side - 6.8L	6-E6	
Fuel injector 8 (9F593)		
engine, top LH side - 5.4L	2-B7	
Fuel injector 8 (9F593)		
engine, top LH side - 6.0L	9-C2	
Fuel injector 8 (9F593)		
engine, top LH side - 6.8L	6-E7	
Fuel injector 9 (9F593)		
engine, top LH side	6-D7	
Fuel injector 10 (9F593)		
engine, top LH side	6-B7	
Fuel Injector Control Module (FICM)		
engine compartment, top, LH side	8-B7	
Fuel Injection Control Module (FICM) power relay		
engine compartment, top, LH side	9-A3	
Fuel Injector Control Module (FICM) power relay		
engine compartment, LH side, rear in auxiliary relay box 5	20-A3	
Fuel pump relay		
in Central Junction Box (CJB), (not serviceable)	31-A2	
Fuel pump		
vehicle underbody, LH side, near transmission	13-D7	
Fuel sender, primary		
vehicle underbody, on fuel tank	50-B2	
Fuel sender, secondary		
vehicle underbody, on fuel tank	50-F7	

Components	Location	View	ISI-*/coordinates
	Fuel tank selector switch (9A050)	behind dash panel, LH side	28-F7
	Fuel tank selector valve	vehicle rear end, LH side	50-C1
	Fuel tank unit (9H307)	vehicle underbody, LH side – pickup with federal emissions	46-D5
	Fuel tank unit (9H307)	vehicle underbody, LH side – Excursion, pickup with California emissions	46-D5
	Function selector switch assembly, front	in dash panel	51-B4
	Fusible Link A	engine compartment, LH side, rear	
	Fusible Link B	engine compartment, LH side, rear	
	Fusible Link C	engine compartment, rear	
	Fusible Link D	engine compartment, RH side	
	Fusible Link E	engine compartment, RH side	
	Fusible Link F	engine, top	
	Fusible Link G	engine, top	
	Fusible Link H	engine compartment, LH side, front	
	Fusible Link I	engine compartment, LH side, front	
	Fusible Link J	engine compartment, LH side, front	
	Generator	engine, upper front, – 6.8L	6-B2
	Generator	engine, upper front – 5.4L	4-A4
	Generator	engine, RH side, top – 6.0L	8-A4
	Generator	engine, RH side top – 6.0L with dual generators	26-A5
	Generator, secondary	engine, lower, front, RH side – 6.0L with dual generators	26-E3
	Glove box lamp (14413)	dash panel, behind glove box	28-B2
	Glow plug bank, left	engine, LH side, attached to cylinder head	9-B6
	Glow plug bank, right	engine, RH side, attached to cylinder head	8-D7
	Glow plug control module (GPCM)	engine, top, front	9-C7
	Headlamp, left (13008)	front of vehicle, LH side	21-A3
	Headlamp, right (13008)	front of vehicle, RH side	23-B3
	Headlamp relay	in Vehicle Security Module (VSM) (not serviceable)	52-E5
	Heated Oxygen Sensor (HO2S) #11 (9F472)	in exhaust system, RH side	7-D7
	Heated Oxygen Sensor (HO2S) #12 (9G444)	vehicle underbody, RH side, near transmission	10-B7
	Heated Oxygen Sensor (HO2S) #21 (9F472)	in exhaust system, LH side	7-E2
	Heated seat relay, driver side front (14C724)	under driver seat	34-F4
	Heated positive crankcase ventilation (PCV) element	engine, top, RH side	5-E8
	Heater blower motor (19805)	engine compartment, RH side	15-A5
	Heater blower motor resistor, front (19A706)	engine compartment, rear	15-E5
	Heater blower motor resistor, rear (19A706)	Vehicle interior, RH side, after C-pillar	39-B4
	High mounted stoplamp (13A613)	in liftgate, top – Excursion	42-D2

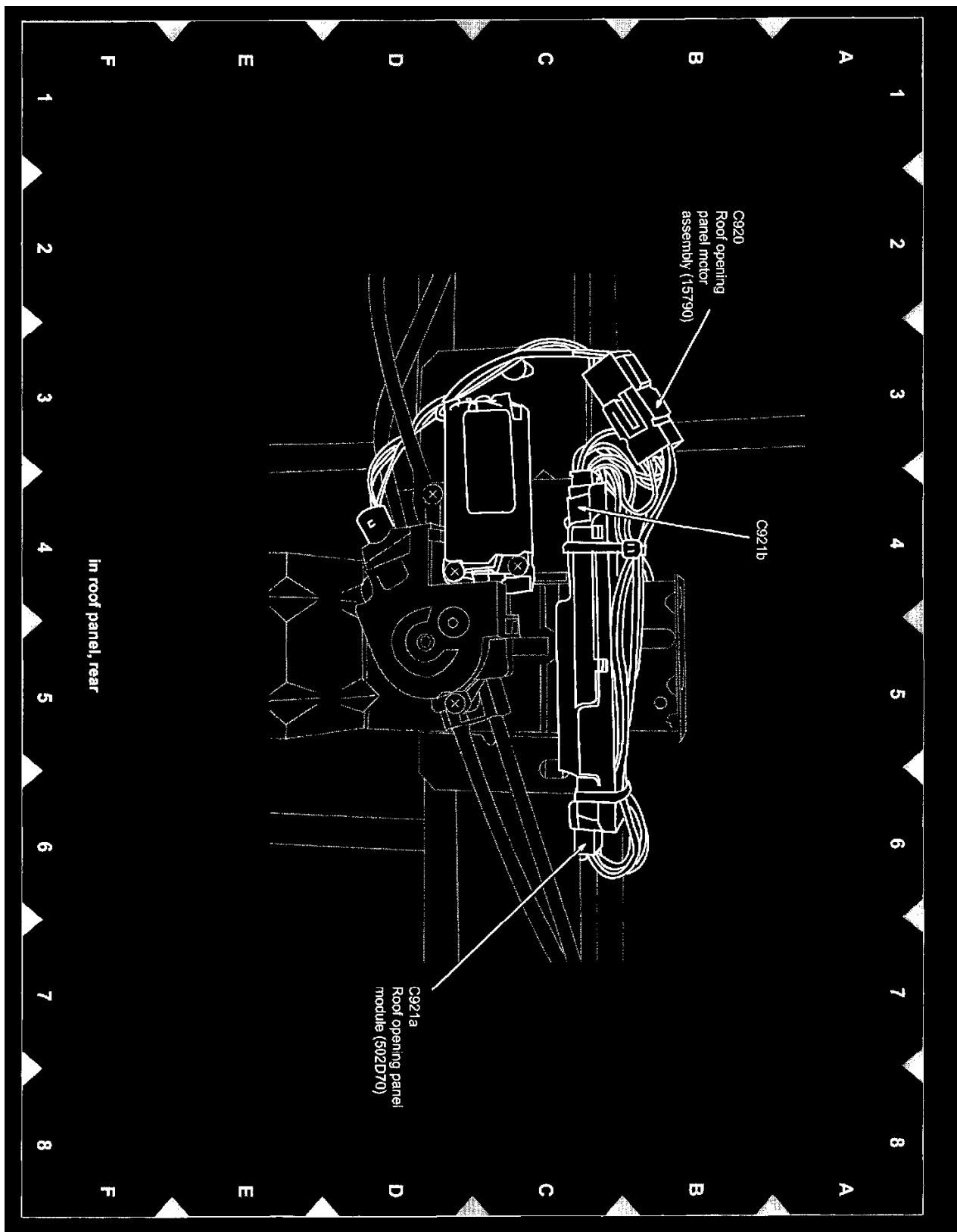
Components	View 151-*/coordinates
Location	
High mounted stoplamp (13A613) above rear window, exterior — Pickup	45-A5
High speed blower motor relay	
RH D-pillar	39-E5
Horn (13832) engine compartment, front, RH side	23-E4
Horn relay	
in Central Junction Box (CJB), (not serviceable)	31-A2
Idle Air Control (IAC) valve (9F715) engine, top, LH side — 5.4L	2-B3
Idle Air Control (IAC) valve (9F715) engine, top, behind throttle body — 6.8L	5-A4
Ignition switch (11572) on steering column	30-E6
Ignition transformer capacitor 1 engine, top — 5.4L	4-D7
Ignition transformer capacitor 1 engine, top — 6.8L	6-C1
Ignition transformer capacitor 2 (18801) engine, top — 5.4L	2-F3
Ignition transformer capacitor 2 engine, top, on front of the LH valve cover — 6.8L	6-C2
In-vehicle temperature sensor (19C734) behind dash panel, LH side, near steering column	51-E6
Indicator flasher relay (13350) behind dash panel, LH side, in auxiliary relay box 1	51-F6
Inertia Fuel Shutoff (IFS) switch (9D362) under dash panel, RH side	28-E4
Injection Control Pressure (ICP) sensor engine, top, rear	8-A7
Injection Pressure Regulator (IPR) engine, top, on oil pump	9-D2
Instrument cluster (10849) dash panel, LH side	51-A6
Interior/map lamps assembly, front in roof panel, front, center	45-A3
Interior/map lamps assembly, rear in roof panel, above rear seats	45-A6
Interior lamps relay	
instrument cluster, (not serviceable)	51-A6
Junction block engine compartment, LH side	
Key pad switch assembly in driver door	40-B2
Key warning switch (11A127) on steering column	
Knock sensor (12A699) engine, rear, RH cylinder head — 5.4L	3-D1
Knock sensor (12A699) engine, RH cylinder head — 6.8L	7-C7
License plate lamp, left vehicle rear end	46-E1
License plate lamp, right vehicle rear end	46-E2
Liftgate ajar switch, left in liftgate, LH side	42-D6
Liftgate ajar switch, right in liftgate, RH side	43-E2
Liftgate lock actuator in liftgate, LH side	43-D6
Main light switch (11654) dash panel, LH side, near steering column	51-C7
Manifold Absolute Pressure (MAP) sensor engine compartment, rear	17-E4
Manifold Air Temperature (MAT) sensor engine, LH side, in intake system	8-A6
Mass Air Flow (MAF) sensor (13480) engine compartment, in intake system	18-D6
Master window adjust switch (14540) in driver door, top	40-A4
Memory set switch (14B709) in driver door, top	40-A2
Mode door actuator, rear (19E616) Vehicle interior, RH side, after C-pillar	39-B3
Multifunction switch on steering column	30-B7

Components	View 151-*/coordinates
Oil pressure switch (9278) engine, LH side lower - 5.4L	4-F5
Oil pressure switch (9278) engine, LH side, lower - 6.8L	6-E4
Oil pressure switch (9278) engine, top, behind generator - 6.0L	9-B7
Output Shaft Speed (OSS) sensor (7M101) transmission, top, rear - gasoline	11-B6
Output Shaft Speed (OSS) sensor (7M101) transmission, rear - TorqShift - 6.0L	12-B3
Overdrive cancel switch (7G550) on steering column	30-A3
Overhead console roof, front, center, without roof opening	45-E3
Overhead console roof, front, center, with roof opening	45-F3
Park/stop/turn lamp, left rear vehicle rear end, LH side	50-E3
Park/stop/turn lamp, right rear vehicle rear end, RH side	50-C7
Park/turn lamp, left front (13411) front of vehicle, LH side	22-E3
Park/turn lamp, right front (13411) front of vehicle, RH side	23-E5
Park lamp relay in Vehicle Security Module (VSM) (not serviceable)	52-E6
Park brake relay engine compartment, rear, in auxiliary relay box 2	20-A5
Parking aid disable switch (15A860) dash panel, LH side	51-F5
Parking Aid Module (PAM) (157850) RH A-pillar, behind trim panel - Pickup	33-A7
Parking Aid Module (PAM) (157850) Vehicle interior, RH side, after C-pillar - Excursion	39-E6
Parking aid sensor, inner left (15K859) rear bumper, LH side	50-E6
Parking aid sensor, inner right (15K859) rear bumper, RH side	50-E7
Parking aid sensor, outer left (15K859) rear bumper, LH side	50-E5
Parking aid sensor, outer right (15K859) rear bumper, RH side	50-E8
Parking aid speaker RH A-pillar behind trim panel - Pickup	33-A4
Parking aid speaker RH D-pillar - Excursion	39-A6
Parking brake switch (15A851) in footwell, driver side	27-B2
Passenger Air bag Deactivation (PAD) switch dash panel, center, bottom	51-E4
Passenger air bag module (15044A74) dash panel, RH side	28-B3
Passenger safety belt retractor pretensioner RH B-pillar	36-A3
Passive anti-theft transceiver behind dash panel, LH side, near steering column	30-C2
Passive anti-theft transceiver module (19A366) behind dash panel, LH side	51-A5
PCM power diode in Central Junction Box (CJB), (not serviceable)	52-E4
PCM power relay in Central Junction Box (CJB)	52-E4
Power point, console (19N236) center console, in rear	29-B7
Power point, C-pillar (19N236) LH side, after C-pillar	38-B2
Power point, instrument panel (19N236) dash panel, center, bottom	28-E4
Power point, rear (19G247) RH D-pillar	39-C7
Power seat motor assembly, left under driver seat	34-D2
Power seat motor assembly, right under passenger seat	35-E6
Powertrain Control Module (PCM) (12A650) engine compartment, left fender - 6.0L	20-A8

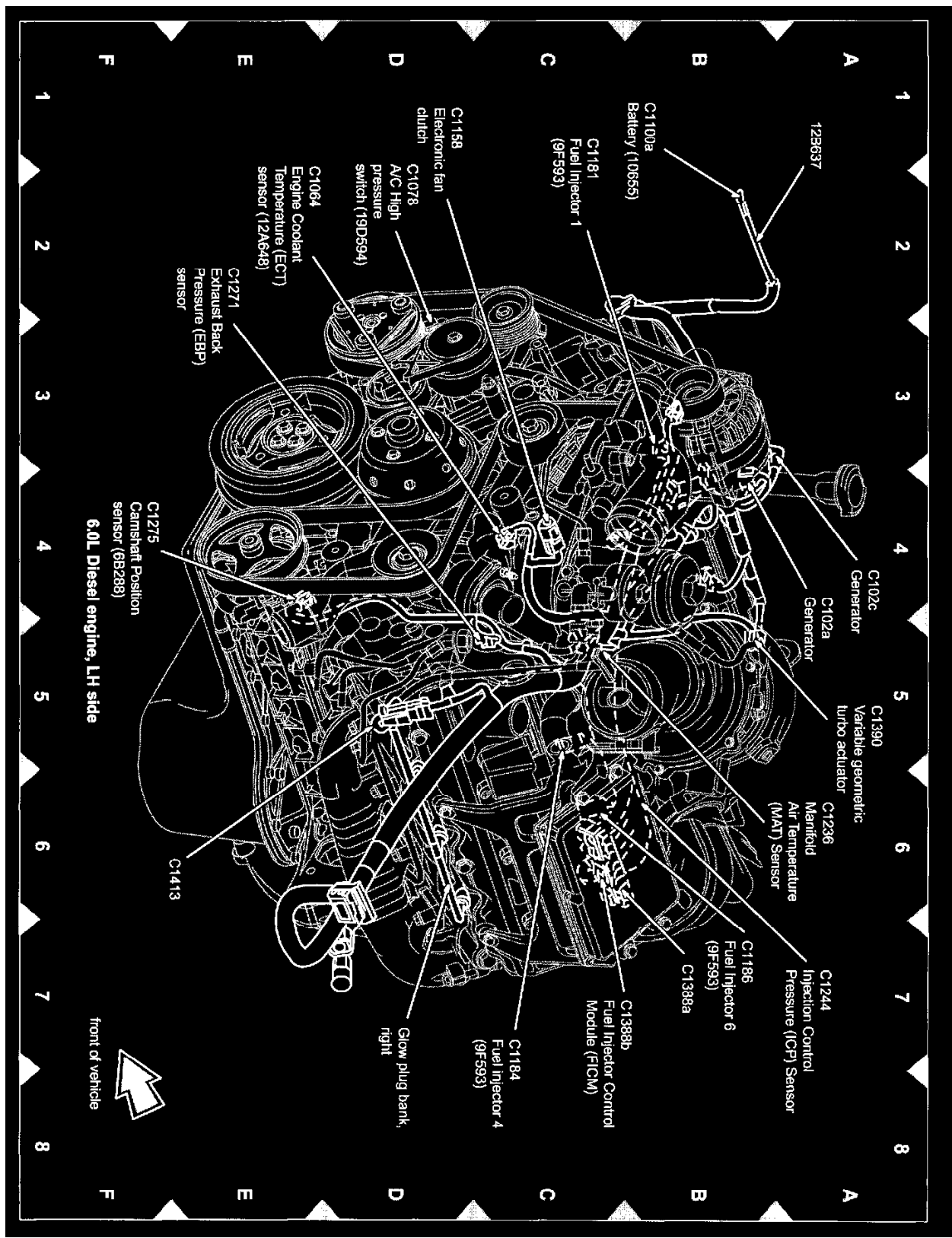
Components	View 151-*/coordinates
Location	
Powertrain Control Module (PCM) (12A650) engine compartment, LH side, rear, gasoline	19-D2
Power sliding rear window motor (14A464) vehicle interior, rear	45-F6
Power sliding rear window switch dash panel	28-D7
Power vent window motor, left in roof panel, LH side, rear	44-A8
Power vent window motor, right in roof panel, RH side, rear	44-A6
Power vent window switch, left in roof panel, front	48-E5
Power vent window switch, right roof, front	48-B4
Power window motor, driver side front (23395) in driver door	40-E4
Power window motor, left rear (23394) in LH rear door	41-A2
Power window motor, passenger side front (23394) in passenger door	40-E4
Power window motor, right rear (23394) in RH rear door	41-B2
Radio (18806) dash panel, center	51-D4
Rail lamp, LH side (13776) in roof panel, LH side	44-A6
Rail lamp, RH side (13776) in roof panel, RH side	44-A4
Rear A/C control module Vehicle interior, RH side, after C-pillar	39-B7
Rear axle speed sensor (4B409) on differential	46-E6
Rear Integrated Control Panel (RICP) (19980) center console, in rear	29-F6
Rear marker lamp assembly rear of vehicle	50-E7
Rear window defrost grid (18C618) (a) in rear window	43-C2
Rear window defrost grid (b) in rear window	42-D4
Rear window defrost relay in Central Junction Box (CJB)	31-A2
Rear window defrost switch (18578) dash panel, LH side	51-E5
Rear wiper motor assembly in liftgate, LH side	43-E4
Remote solenoid assembly dash panel, behind A/C control	28-A7
Restraints control module (14B321) behind dash panel, center	29-B2
Reversing lamp, left (13411) vehicle rear end, LH side	50-D6
Reversing lamp, right (13411) vehicle rear end, RH side	50-D8
Reversing lamps relay in Central Junction Box (CJB)	31-A2
Reversing lamps switch manual transmission	10-A6
Roof marker lamp, center roof, front	49-B4
Roof marker lamp, left center roof, front	49-B3
Roof marker lamp, left roof, front	49-A3
Roof marker lamp, right center roof, front	49-B5
Roof marker lamp, right roof, front	49-B6
Roof opening panel module (502D70) in roof panel, above rear seats	1-D7
Roof opening panel motor assembly (15790) in roof panel, above rear seats	1-B2
Running board lamp, left front Vehicle exterior, LH side	50-D1
Running board lamp, left rear Vehicle exterior, LH side	50-E1

Components	View 151-*/coordinates
Running board lamp, right front	50-D1
Vehicle exterior, RH side	50-D1
Running board lamp, right rear	50-F1
Vehicle exterior, RH side	50-F1
Safety belt buckle switch (10B924)	34-C2
Seat belt buckle, driver side	34-C2
Seat adjust switch, driver side front (14A701)	34-D6
driver seat, LH side	34-D6
Seat adjust switch, passenger side front	35-E3
under passenger seat, RH side	35-E3
Seat back heater, left front	34-C6
driver seat	34-C6
Seat back heater, right front	35-B6
under passenger seat, LH side	35-B6
Seat cushion heater, left front	34-B5
driver seat	34-B5
Seat cushion heater, right front	35-A3
under passenger seat, LH side	35-A3
Seat heater switch, driver side	34-F6
driver seat, LH side	34-F6
Seat heater switch, passenger side	35-E4
under passenger seat, RH side	35-E4
Side lamp, left front (13411)	22-E6
front of vehicle, LH side	22-E6
Side lamp, right front (13411)	23-E3
front of vehicle, RH side	23-E3
Side lamp 1, LH rear	50-D2
Truck bed, left fender, front	50-D2
Side lamp 1, RH rear	50-B6
Truck bed, right fender, front	50-E3
Side lamp 2, LH rear	50-B7
Truck bed, left fender, rear	50-B7
Side lamp 2, RH rear	40-E6
Truck bed, right fender, rear	40-E6
Speaker, left front (18808)	41-E7
in driver door	41-E7
Speaker, left middle	38-C6
LH C-pillar	38-C6
Speaker, right front (18808)	41-D7
LH C-pillar	41-D7
in passenger door	41-D7
Speaker, right middle	44-A2
in RH rear door	44-A2
Speaker, right rear (18808)	41-D7
in RH rear door	41-D7
Speaker, right rear (18808)	41-D7
RH C-pillar	41-D7
Speaker, right rear (18808)	41-D7
in RH rear door	41-D7
Speed control servo (9C735)	15-D4
engine compartment, RH side	15-D4
Speed sensor assembly (7M101)	12-B2
transmission, rear	12-B2
Starter motor (11002)	14-A3
engine, bottom, RH side	14-A3
Starter relay	52-E4
in Central Junction Box (CJB)	52-E4
Steering wheel/speed control switch (9F924)	28-B4
in steering wheel	28-B4
Steering wheel radio switch	28-D3
in steering wheel	28-D3
Sunload sensor (19E663)	28-B4
dash panel, top	28-B4
Temperature blend door actuator (19E694)	28-D3
under dash panel, RH side	28-D3
Throttle Position Sensor (TPS) (9B989)	4-A4
throttle body LH side, 5.4L	4-A4
Throttle Position Sensor (TPS) (9B989)	6-A5
throttle body, LH side, 6.8L	6-A5
Throttle Position Sensor (TPS) (9B989)	9-A5
engine attached to throttle body	9-A5
TorqShift transmission	12-D7
vehicle underbody	12-D7
Tow/Haul switch	28-E7
on dash panel, LH side	28-E7
Trailer electronic brake control connector	28-E7
behind dash panel, center	28-E7

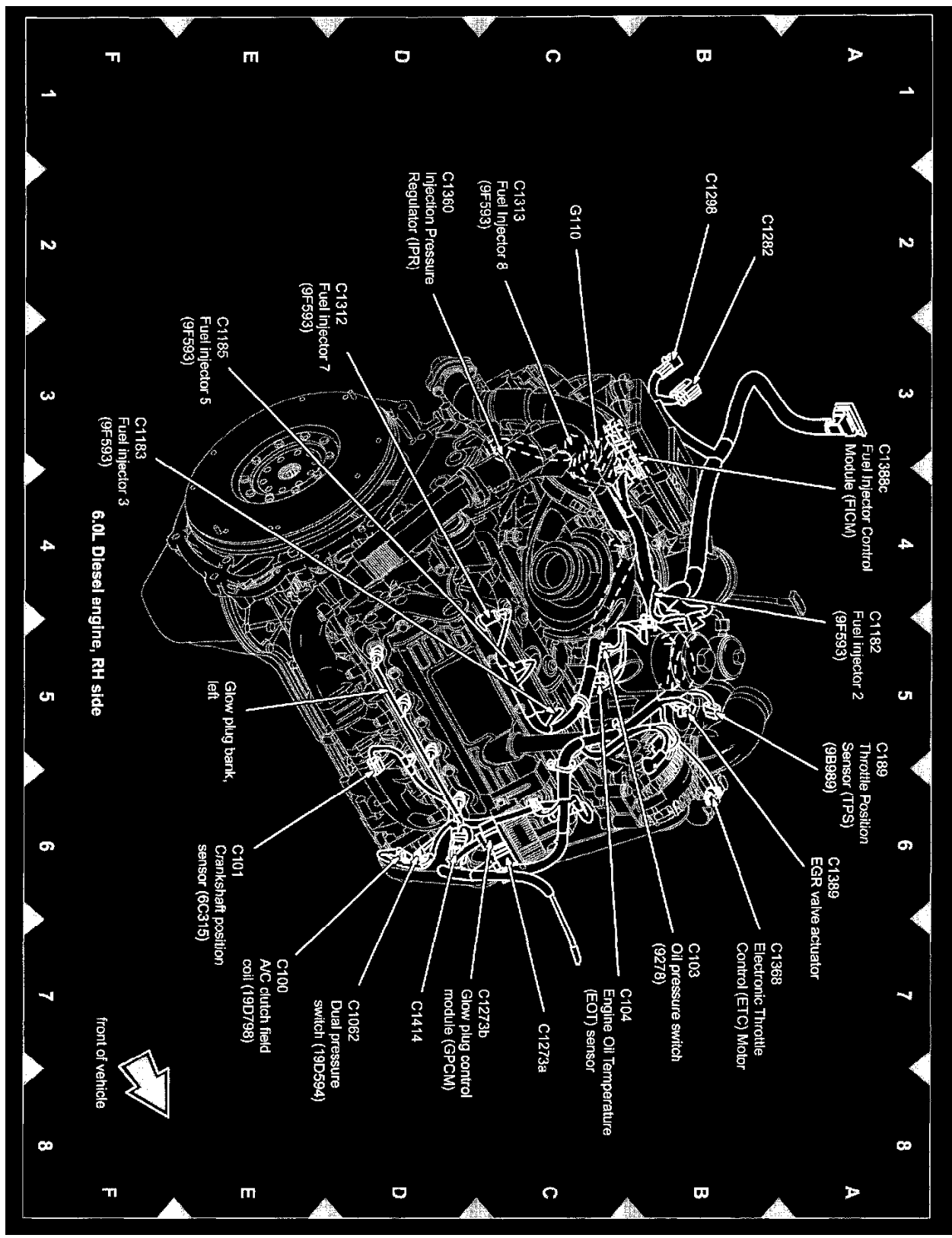
Components		View 151-*/coordinates	
Location			
Trailer tow connector, 4-pin vehicle rear end			50-F6
Trailer tow connector, 7-pin vehicle rear end			50-F6
Trailer tow relay, battery charge in Central Junction Box (CJB)			31-A2
Trailer tow relay, left turn engine compartment, rear, in auxiliary box 5 - 6.0L			20-A3
Trailer tow relay, left turn engine compartment, rear, in auxiliary relay box 4 - gasoline			16-A5
Trailer tow relay, parking lamp in Central Junction Box (CJB), (not serviceable)			31-A2
Trailer tow relay, reversing lamp in Central Junction Box (CJB), (not serviceable)			31-A2
Trailer tow relay, right turn engine compartment, rear, in auxiliary relay box 5 - 6.0L			20-A3
Trailer tow relay, right turn engine compartment, rear, in auxiliary relay box 4 - gasoline			16-A5
Transfer case assembly on transfer case - gasoline			10-E7
Transfer case assembly on transfer case - TorqShift - 6.0L			12-B4
Transfer case high to low relay engine compartment, rear, in auxiliary relay box 3 - gasoline			19-A4
Transfer case high to low relay engine compartment, rear, in auxiliary relay box 3 - 6.0L			20-A4
Trip Computer Module (10D898) roof, front			48-D2
Turbine Shaft Speed (TSS) sensor (7M101) transmission, top			11-A3
Vacuum pump motor engine compartment, RH side			15-D3
Vanity mirror lamp, left (04100) roof, LH side			45-B4
Vanity mirror lamp, right (04100) roof, RH side			45-B3
Vapor management valve engine compartment, rear			17-E4
Variable geometric turbo actuator engine, top			8-A5
Vehicle Security Module (VSM) (15K602) under dash panel, LH side			52-D7
Water-in-fuel sensor vehicle underbody, LH side, near transmission - 6.0L			13-E7
Wheel speed sensor, left front (2C205) engine compartment, LH side			19-F3
Wheel speed sensor, right front (2C204) engine compartment, RH side			15-D7
Window adjust switch, left rear (14A412) in LH rear door, top			41-A7
Window adjust switch, passenger side in passenger door, top of door trim			40-B4
Window adjust switch, right rear (14A412) in RH rear door, top			41-A7
Windshield washer pump motor (17618) engine compartment, RH side			23-B5
Windshield wiper motor (17D539) engine compartment, rear			17-B5



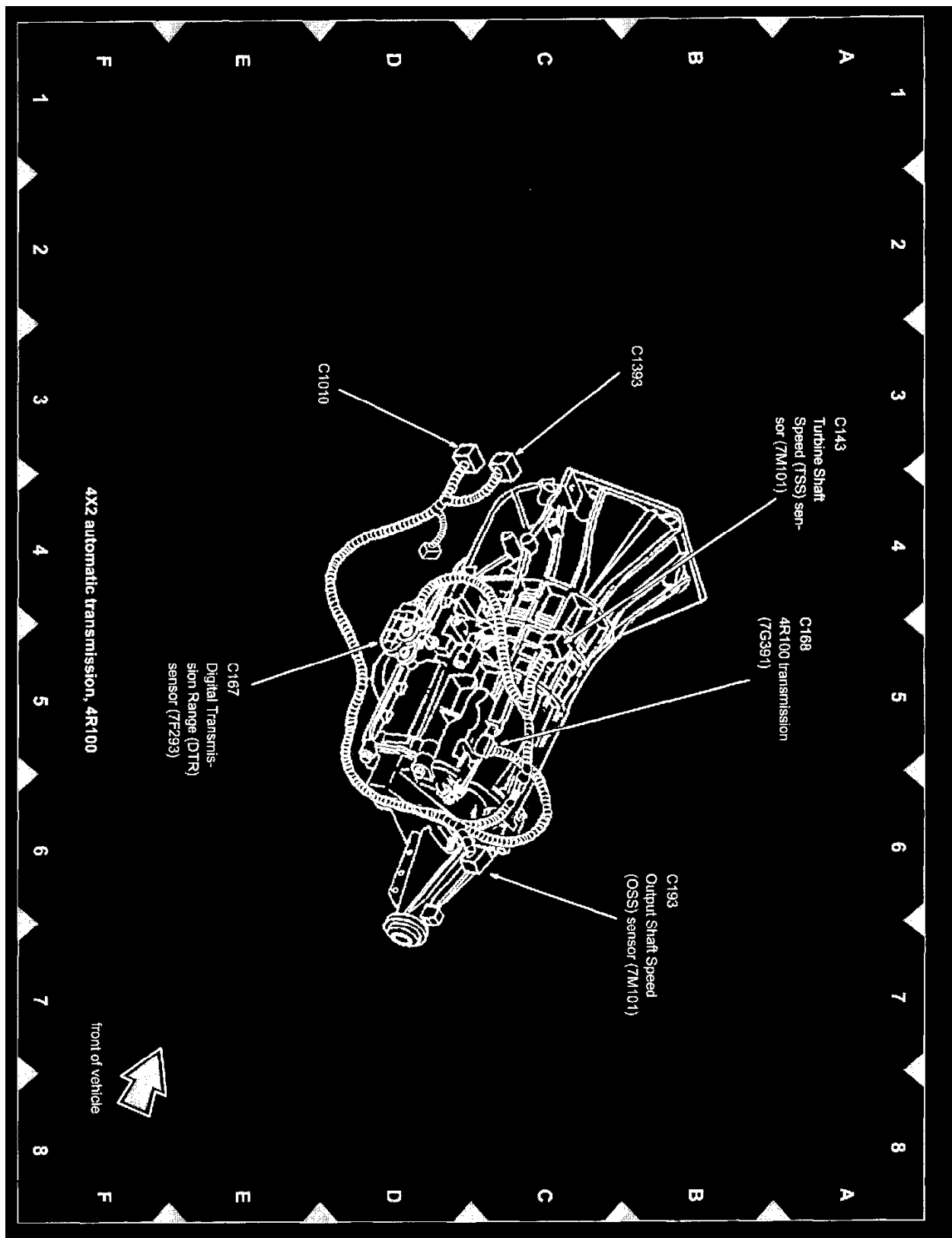
View 151-1



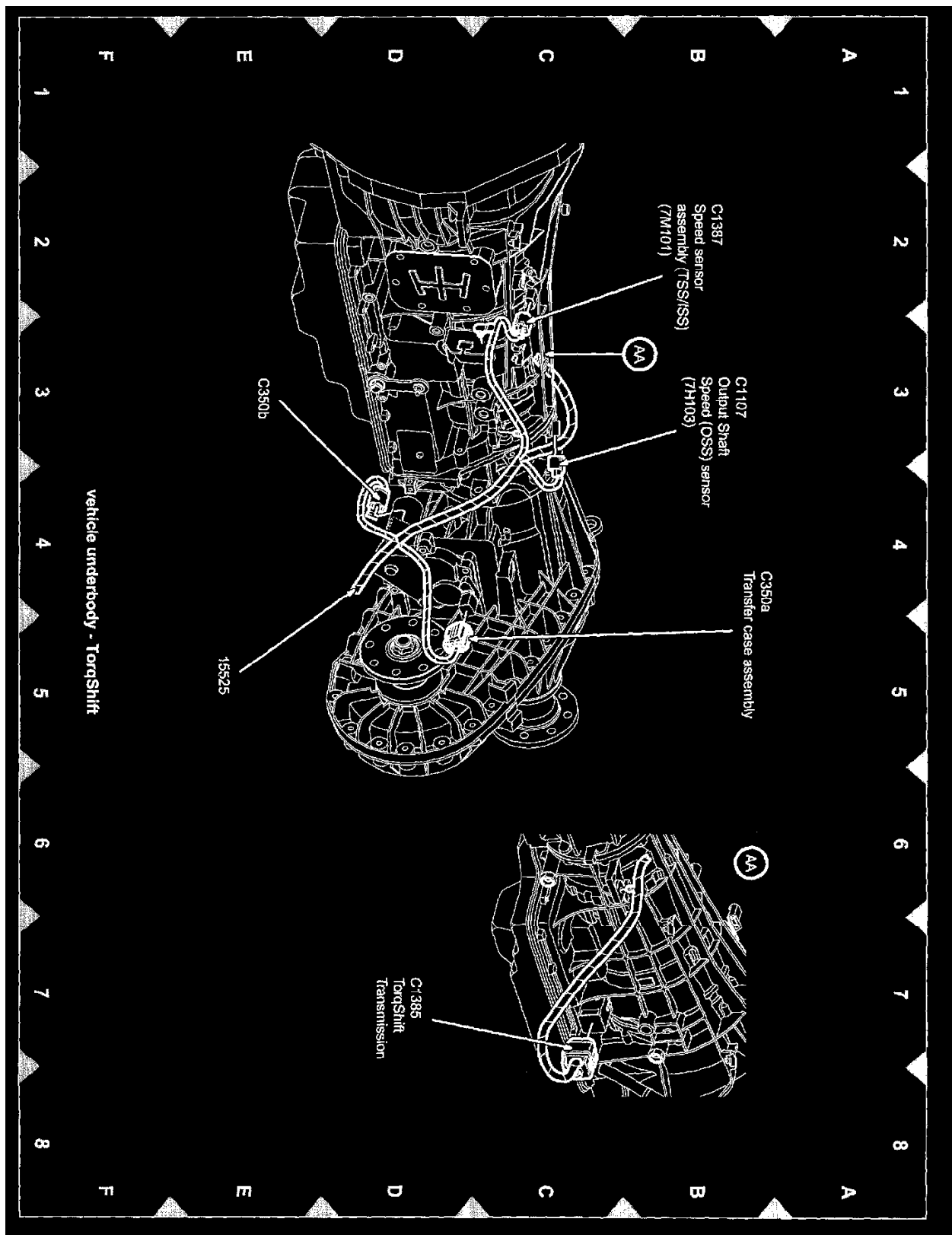
View 151-8



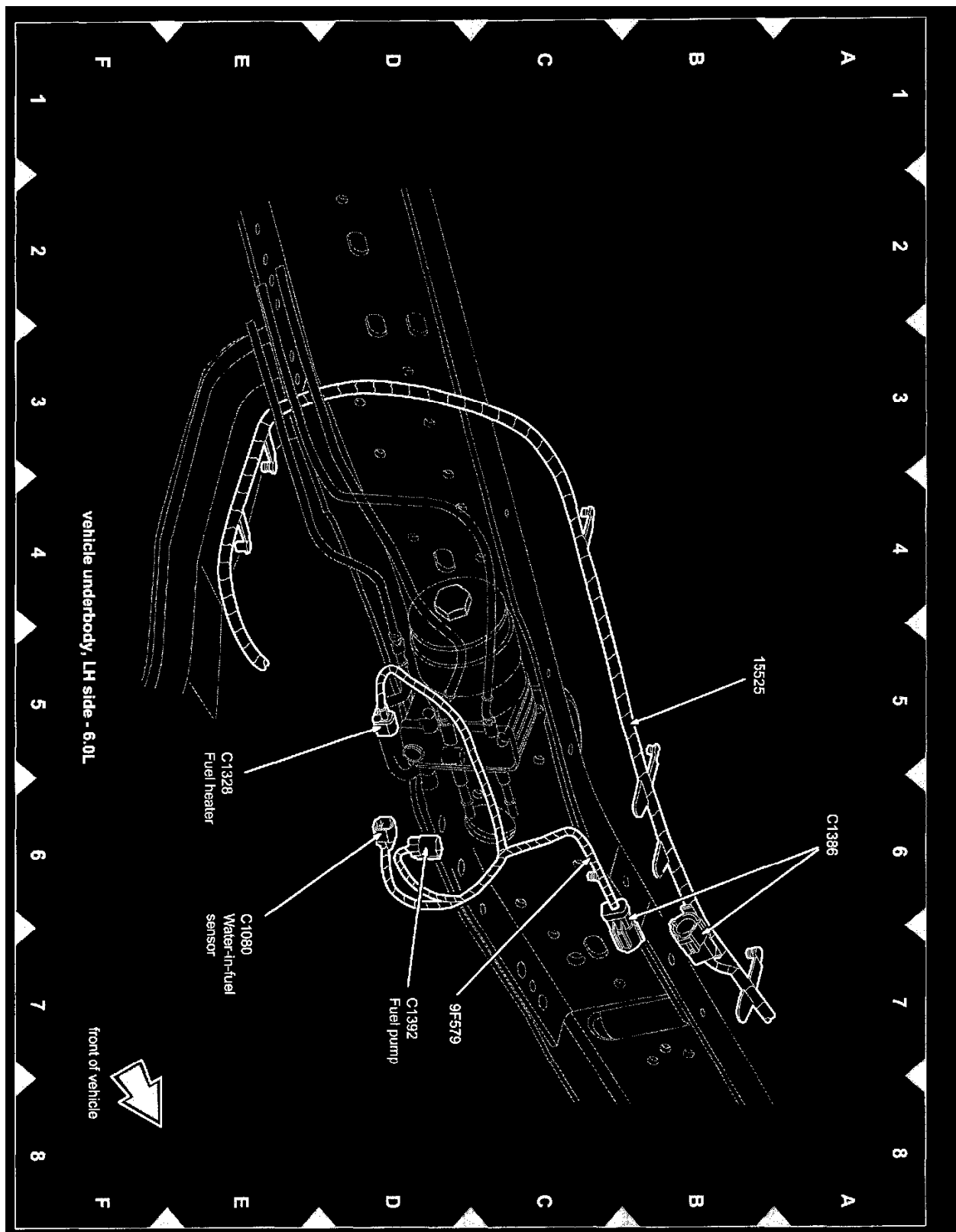
View 151-9



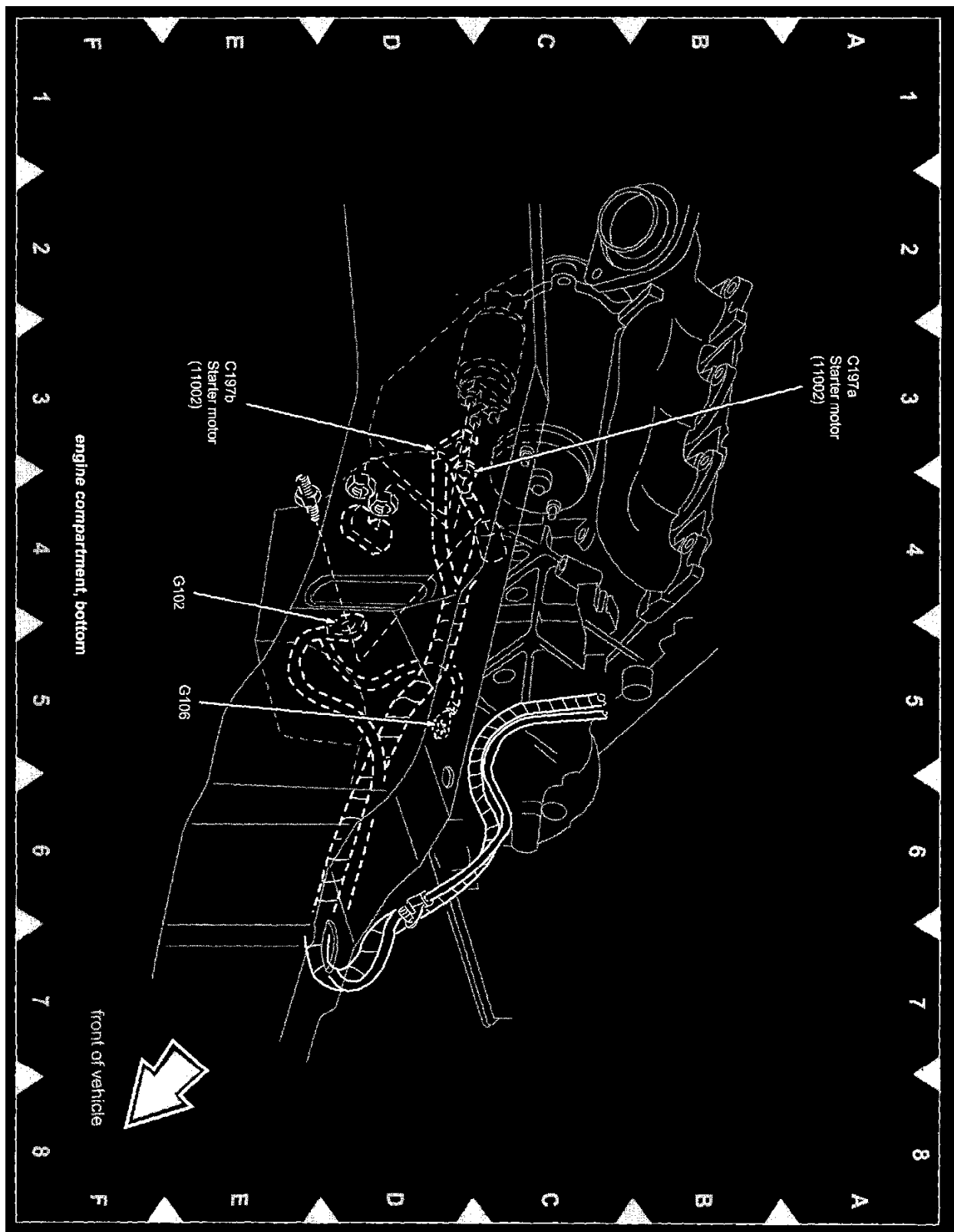
View 151-11



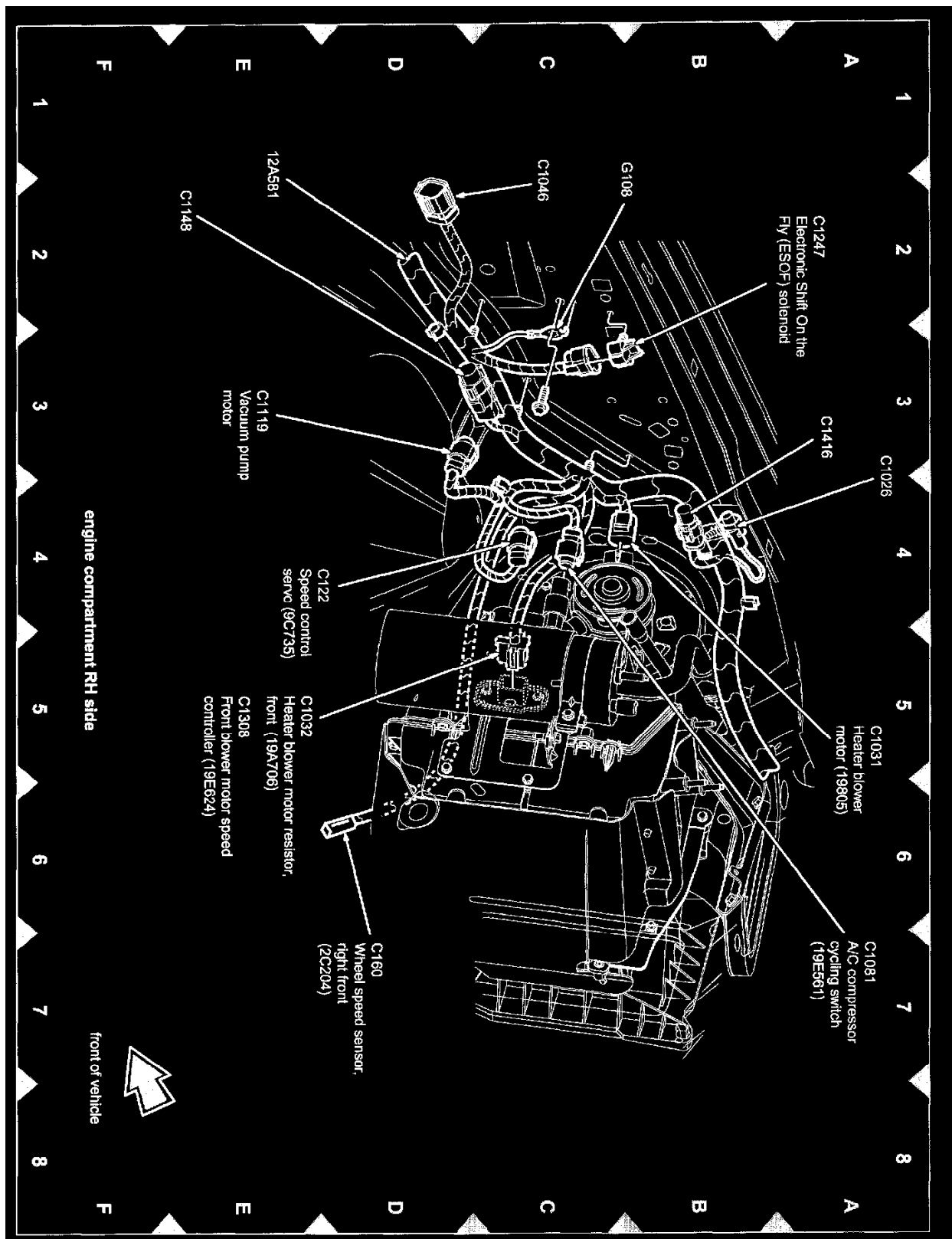
View 151-12



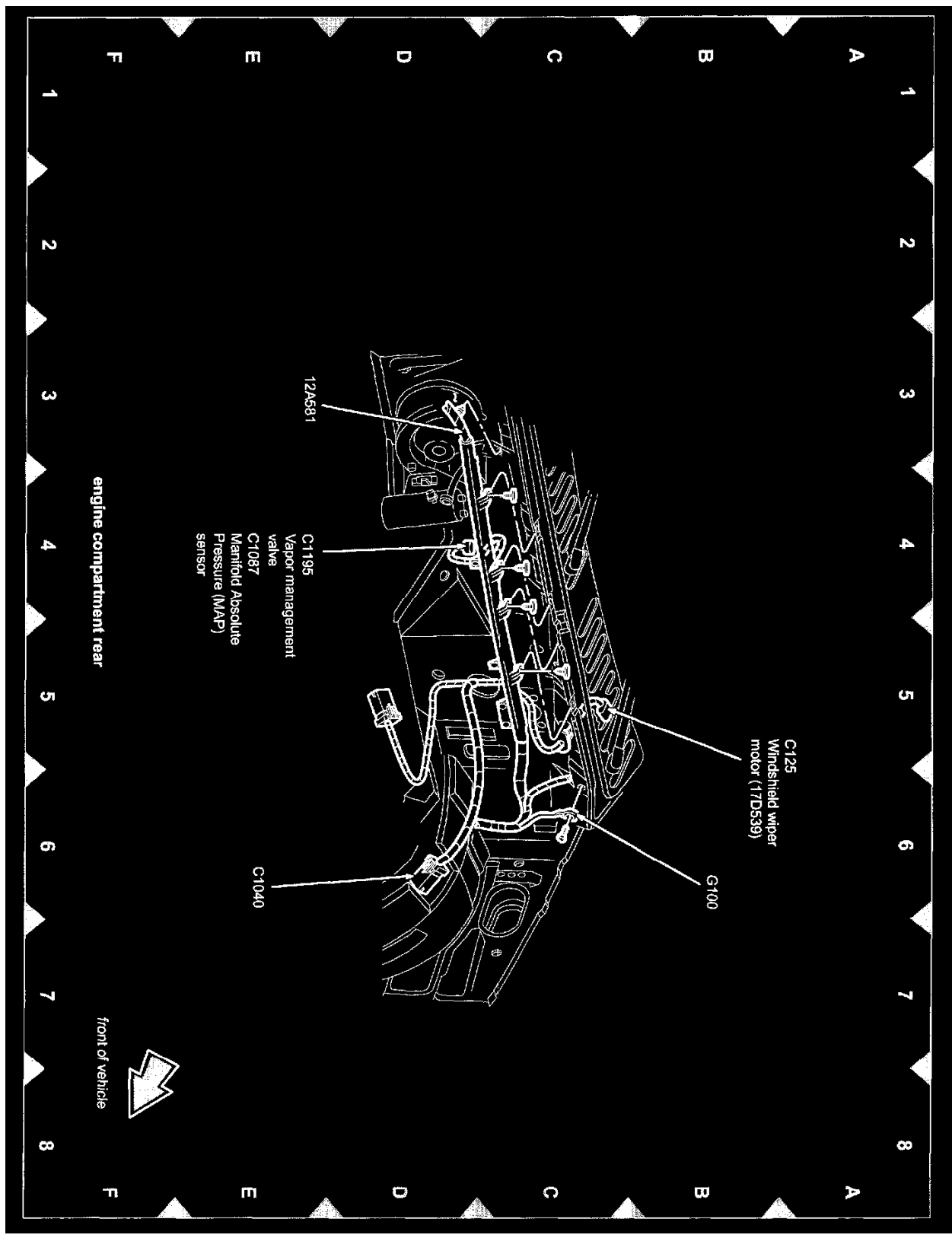
View 151-13



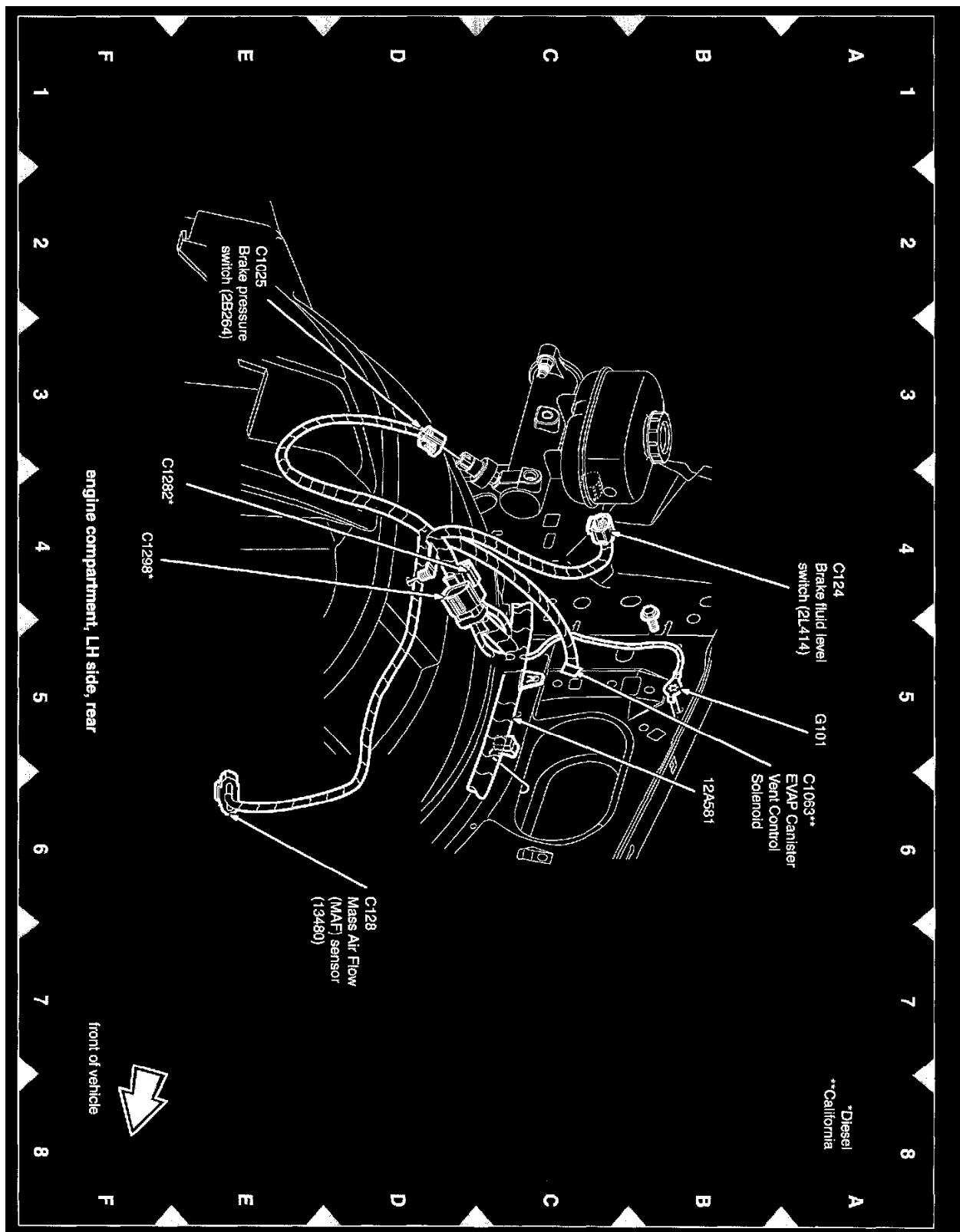
View 151-14



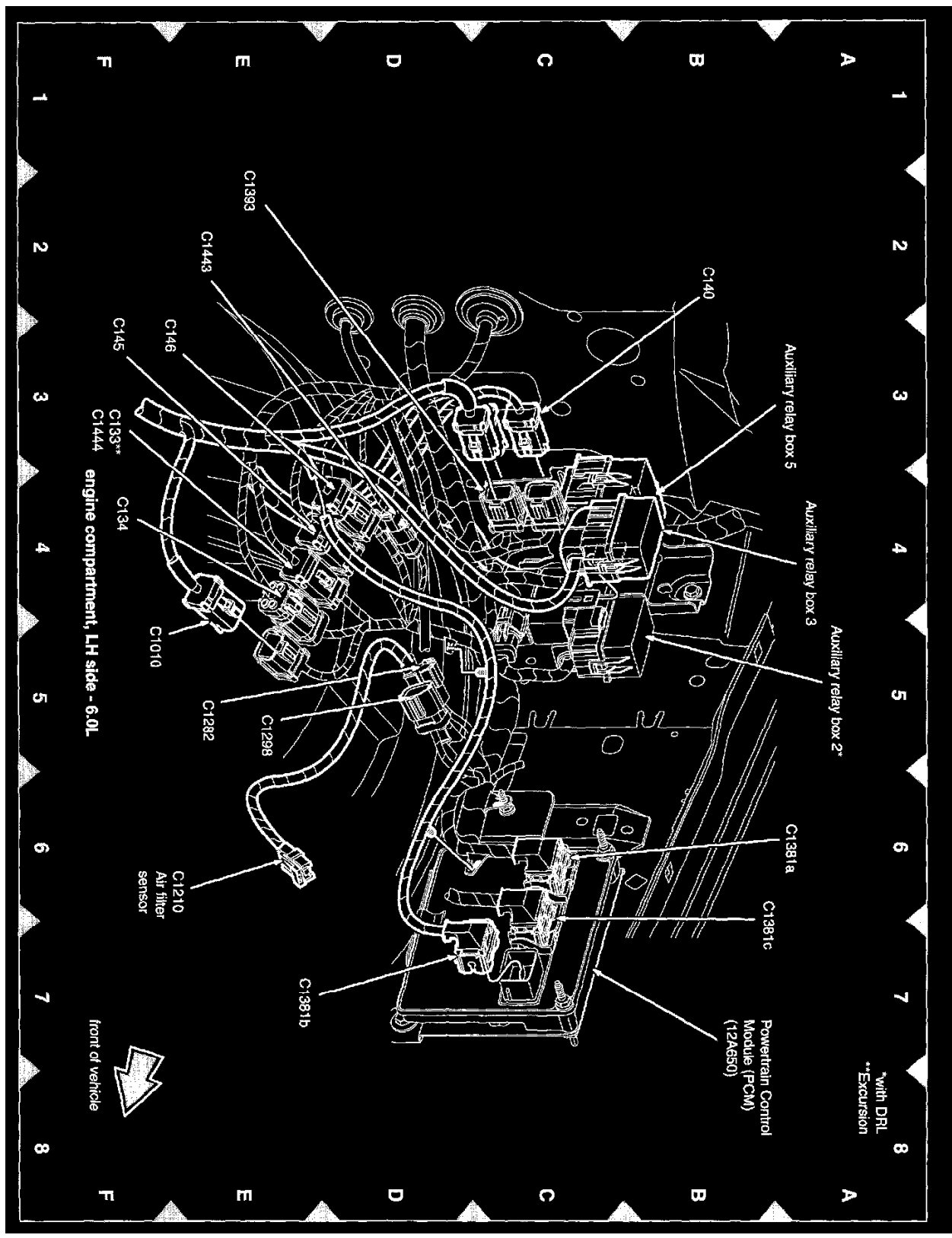
View 151-15



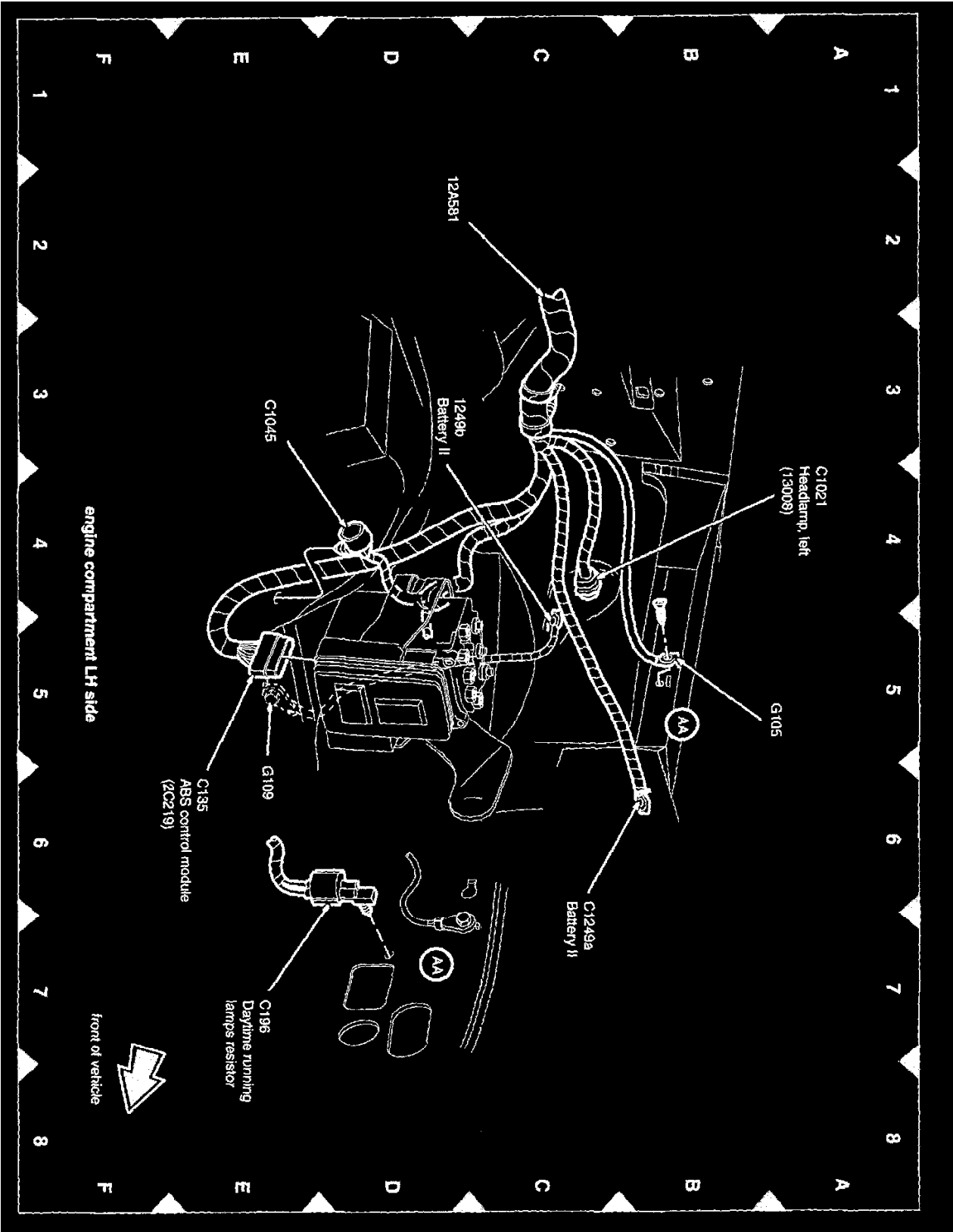
View 151-17



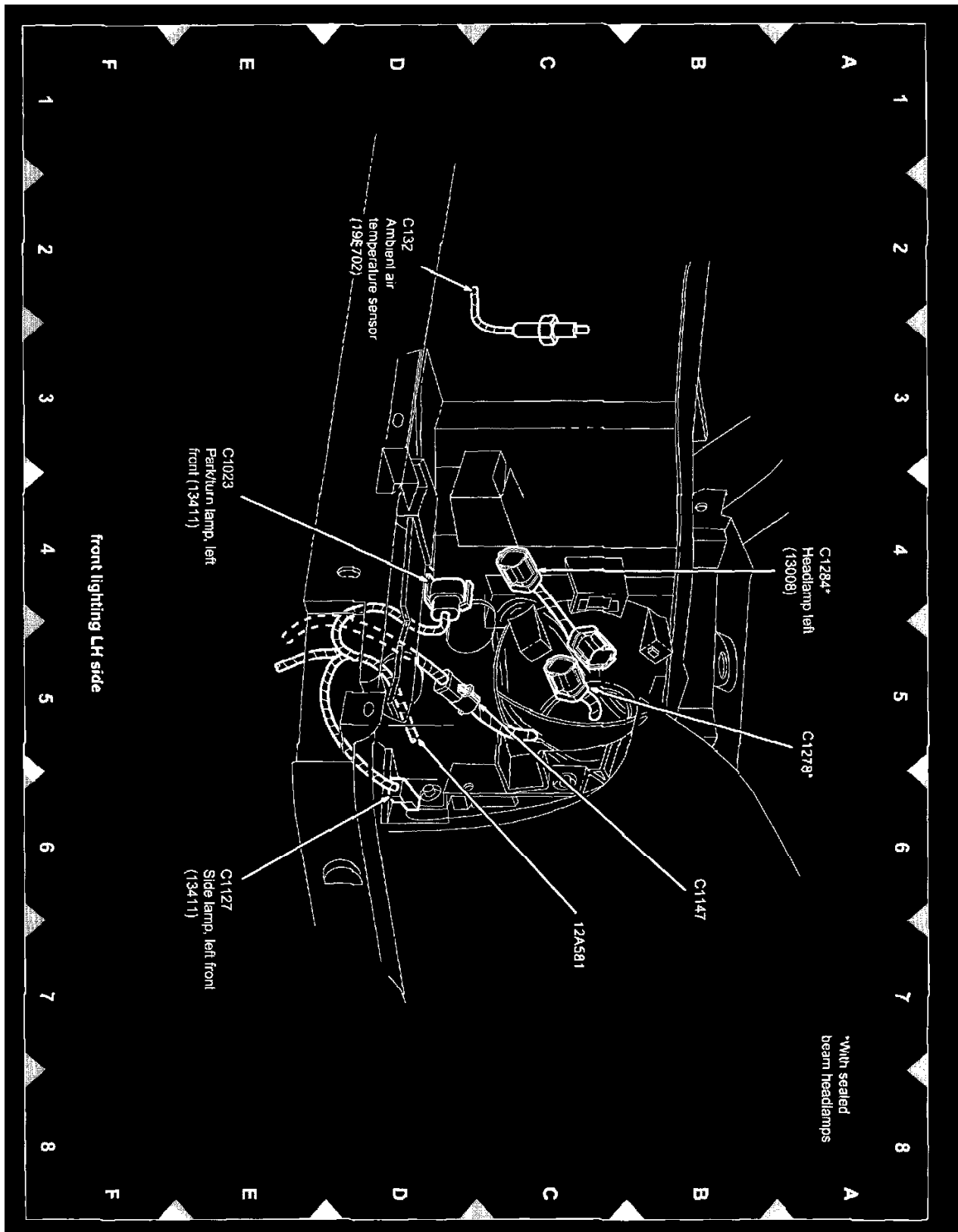
View 151-18



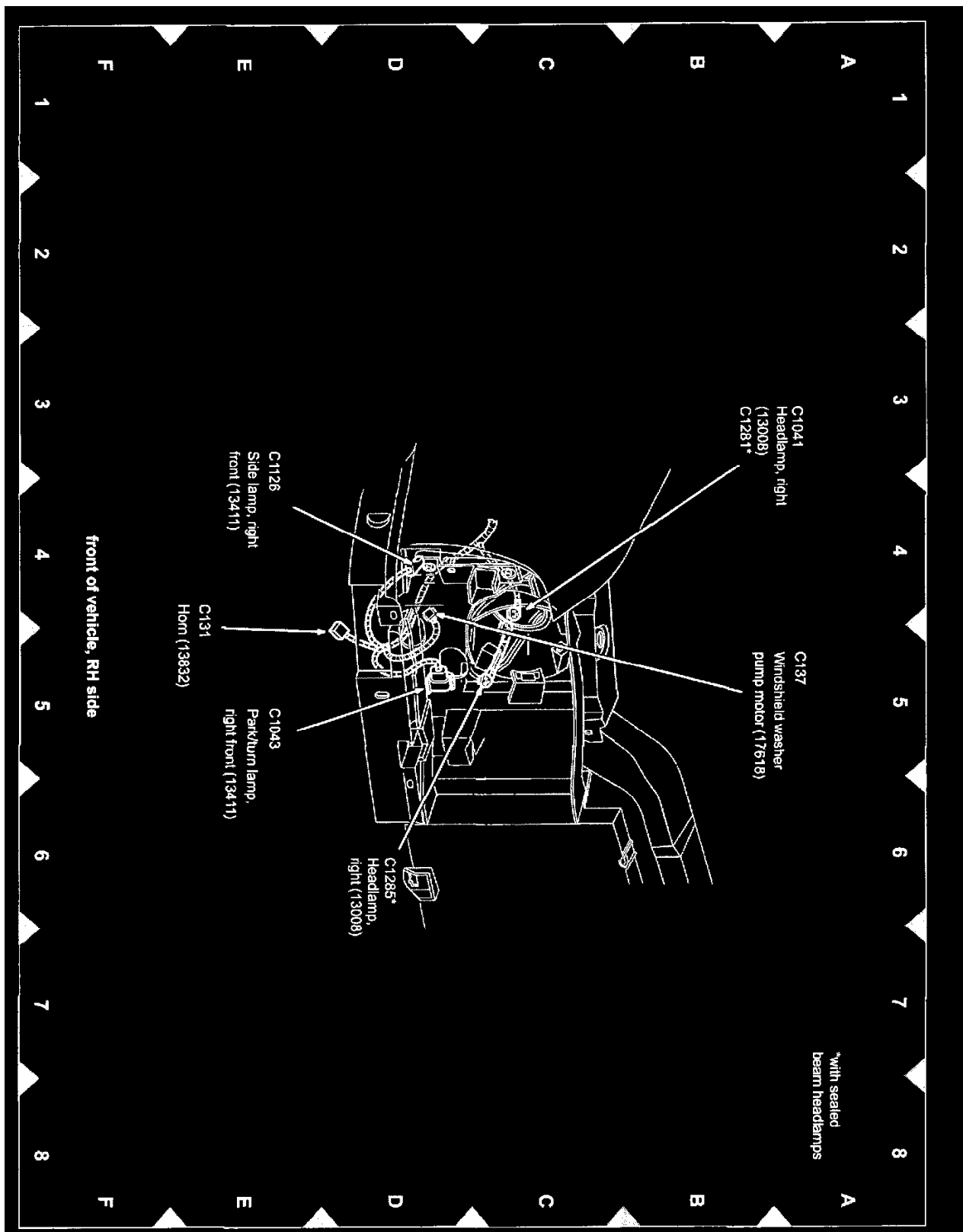
View 151-20



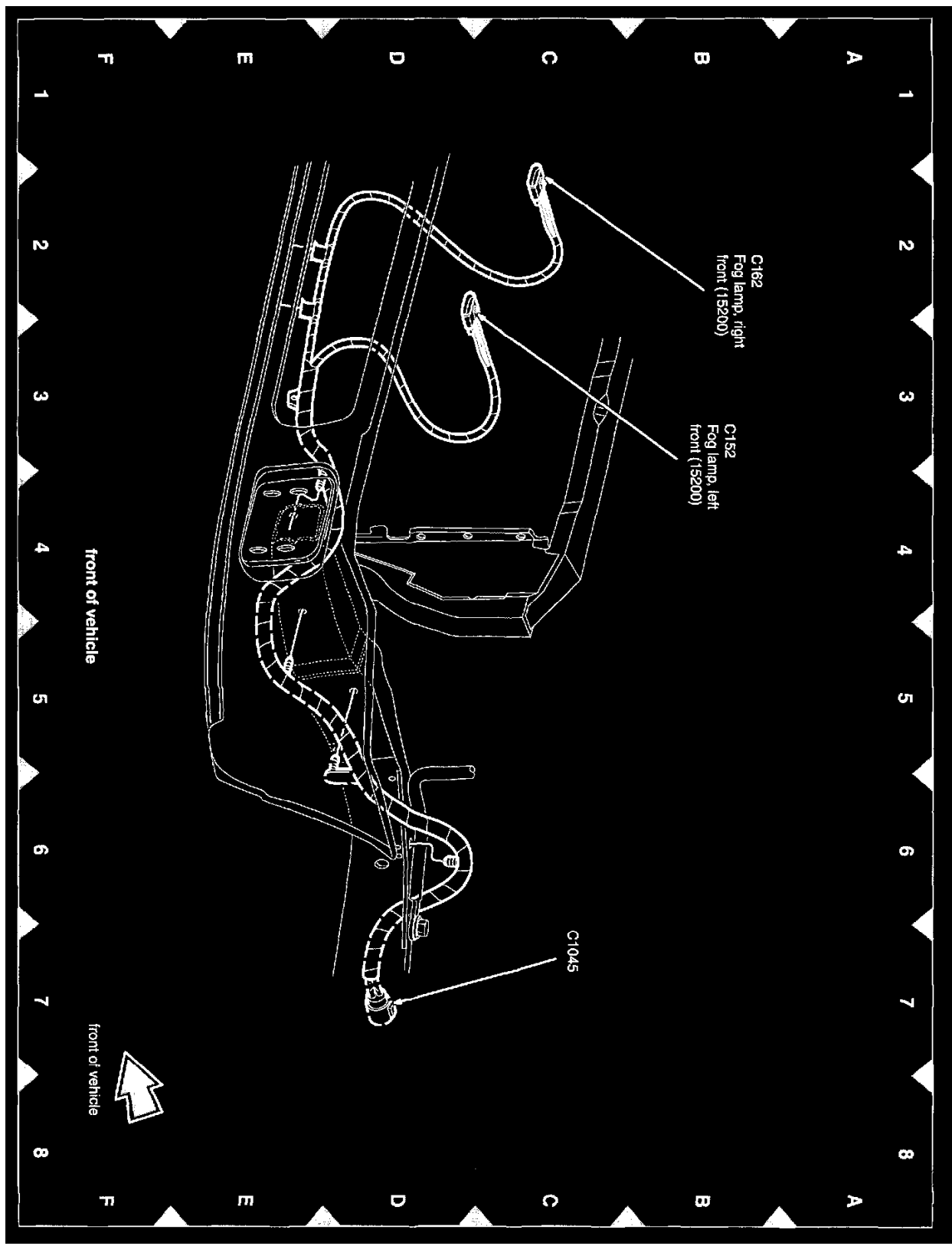
View 151-21



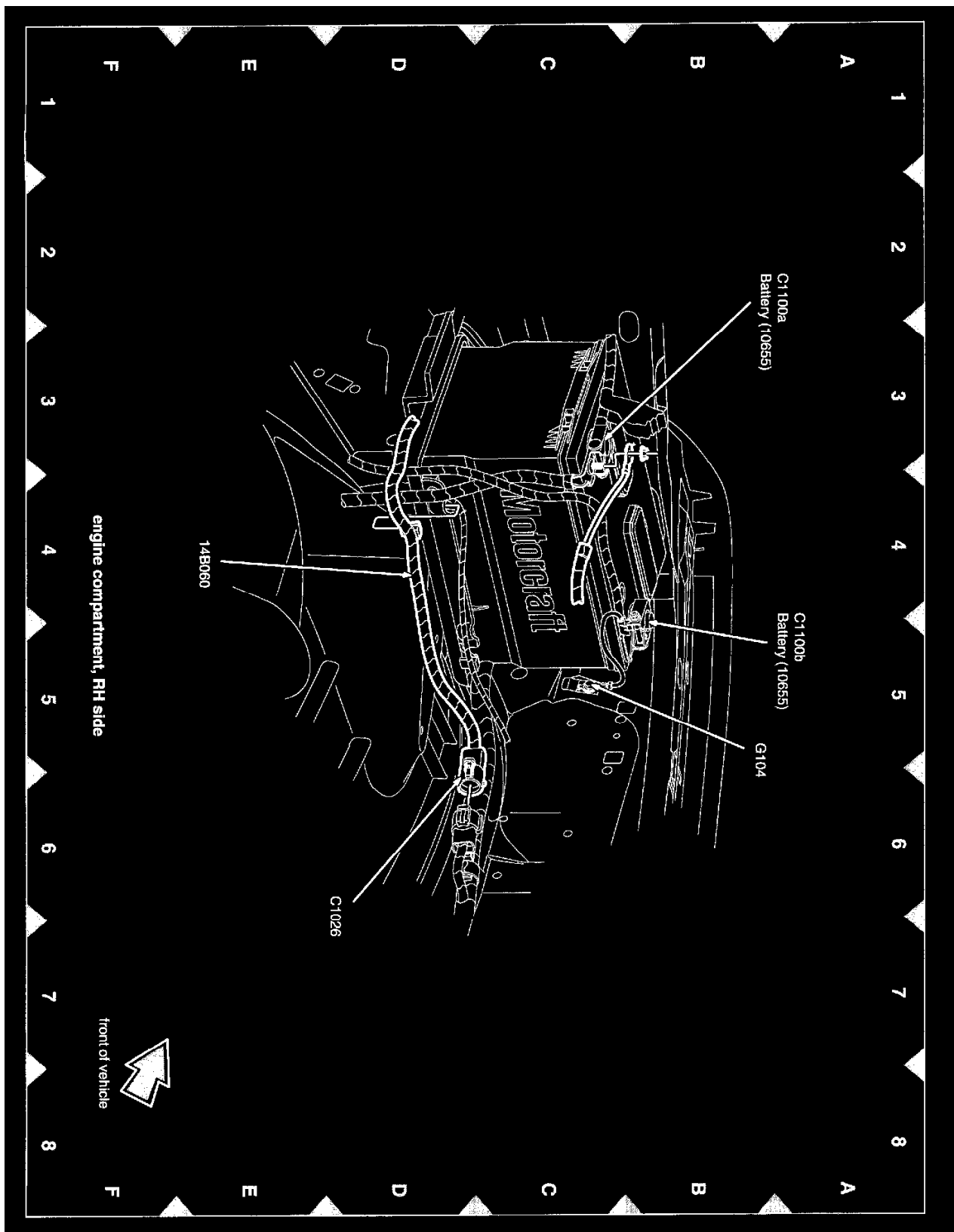
View 151-22



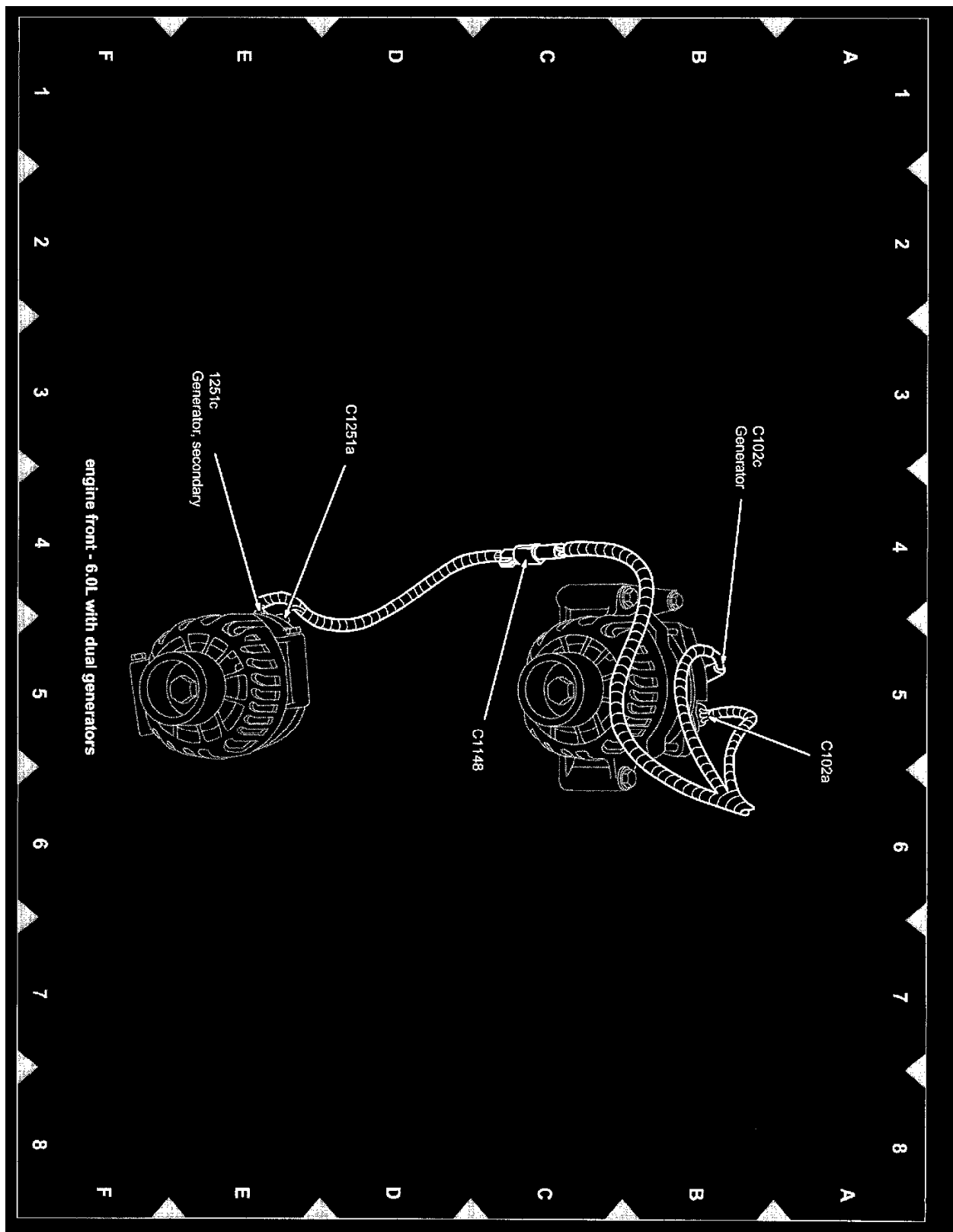
View 151-23



View 151-24

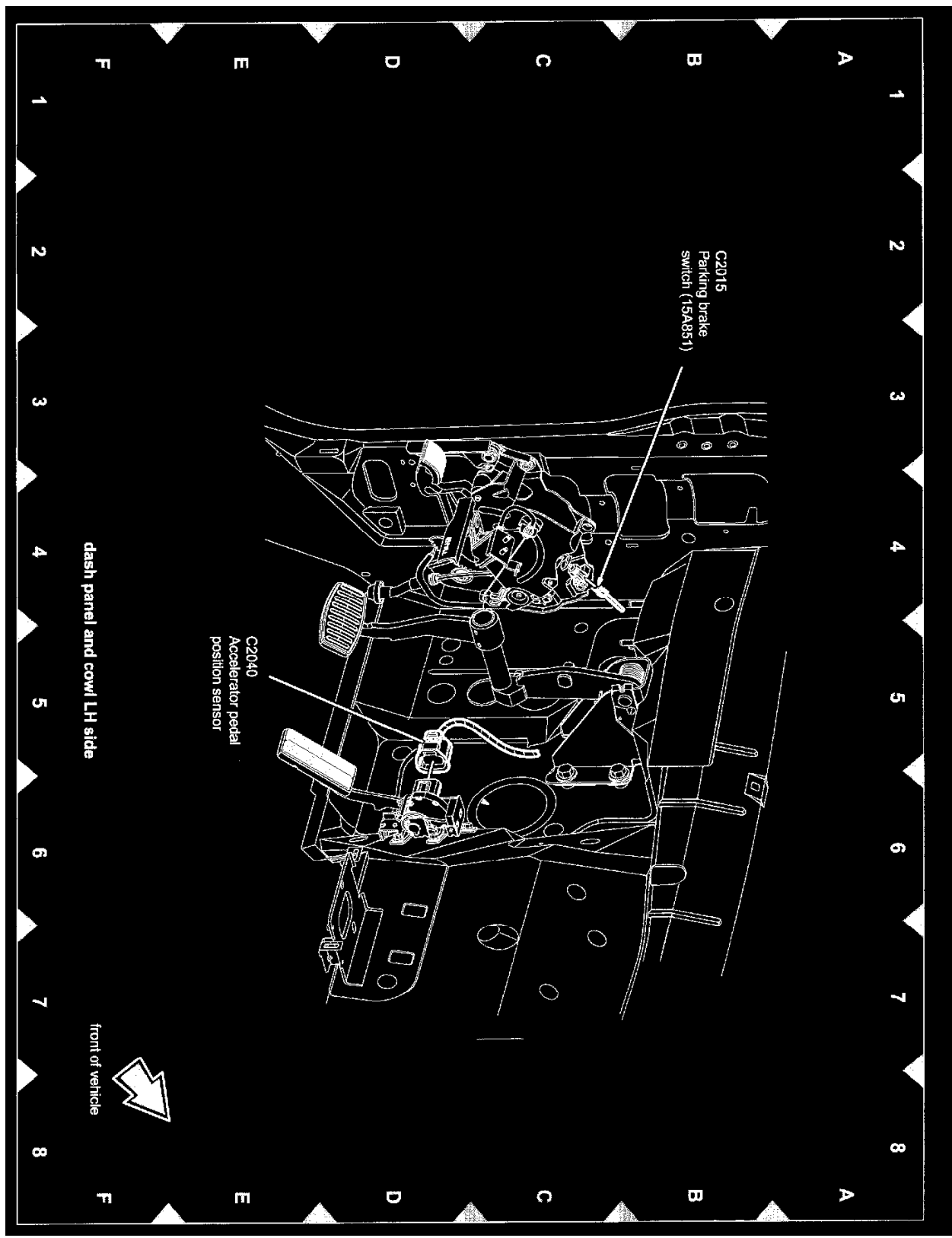


View 151-25

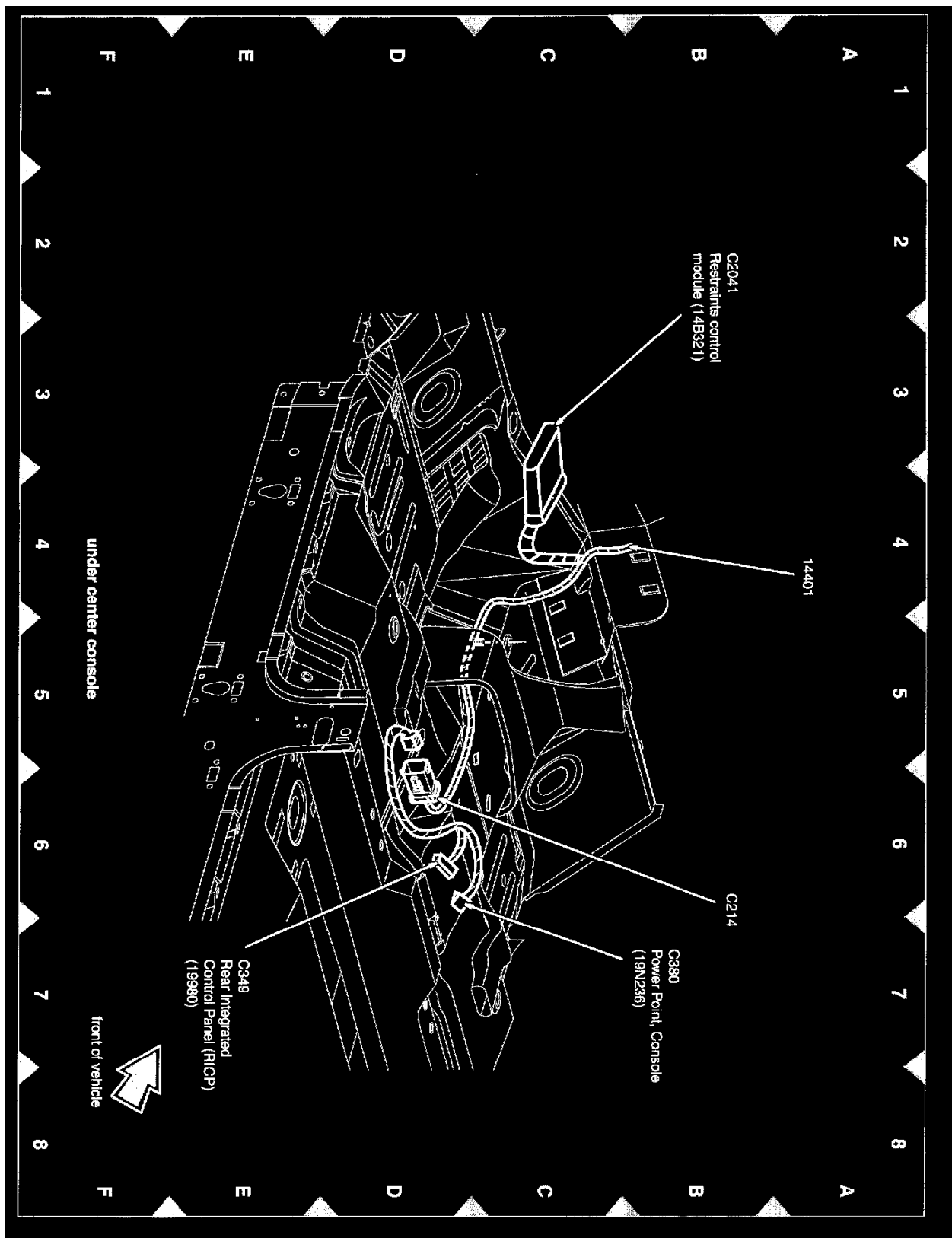


engine front - 6.0L with dual generators

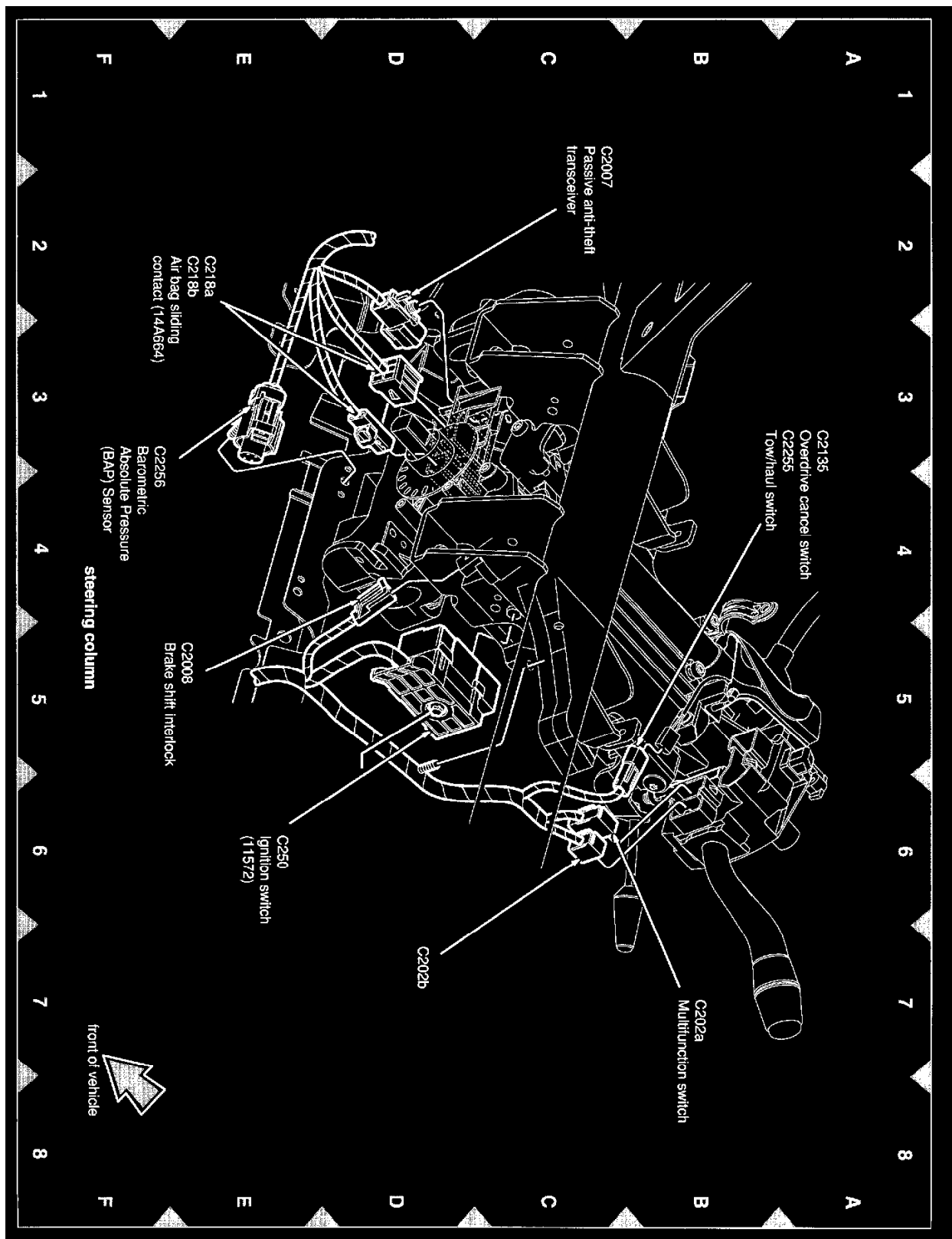
View 151-26



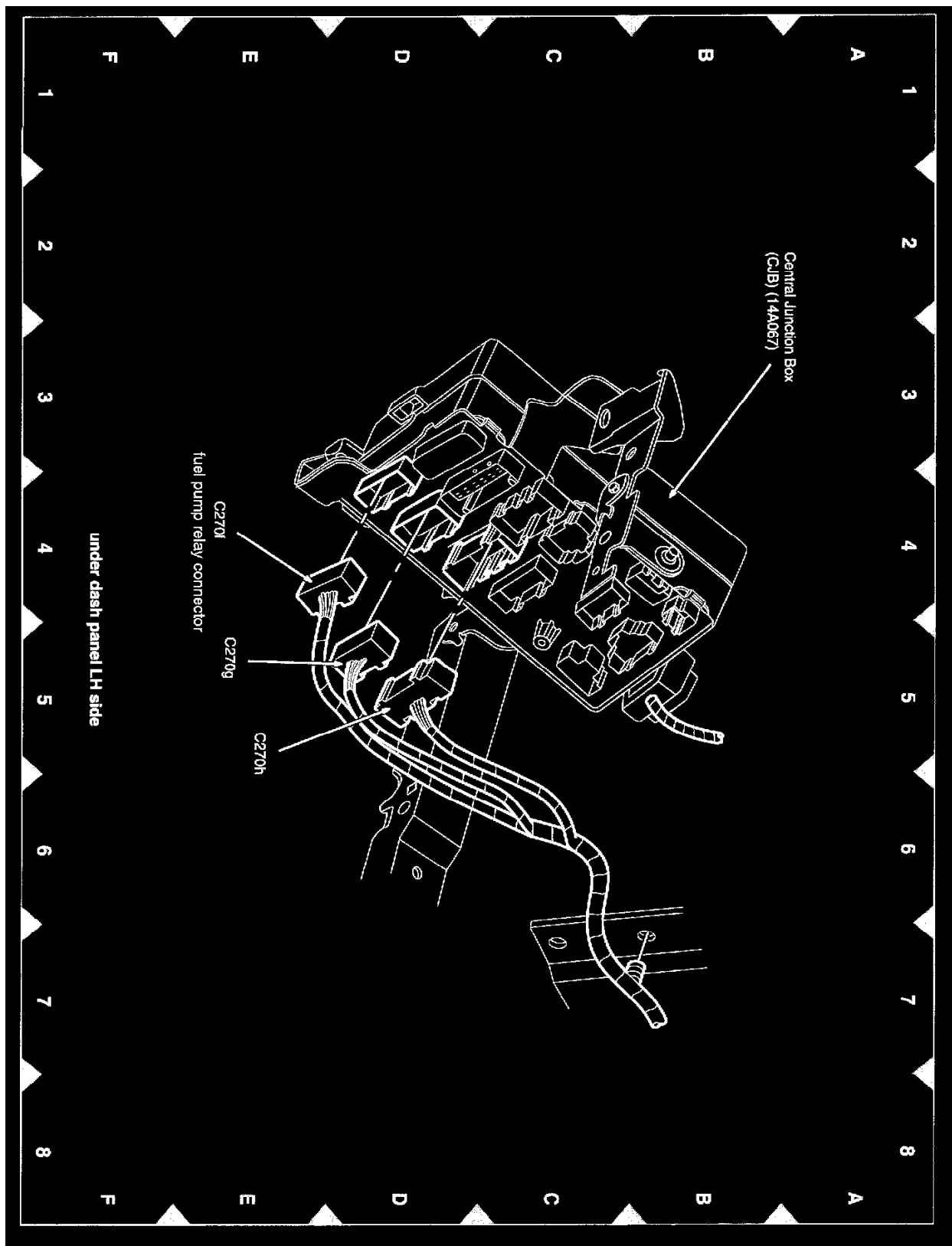
View 151-27



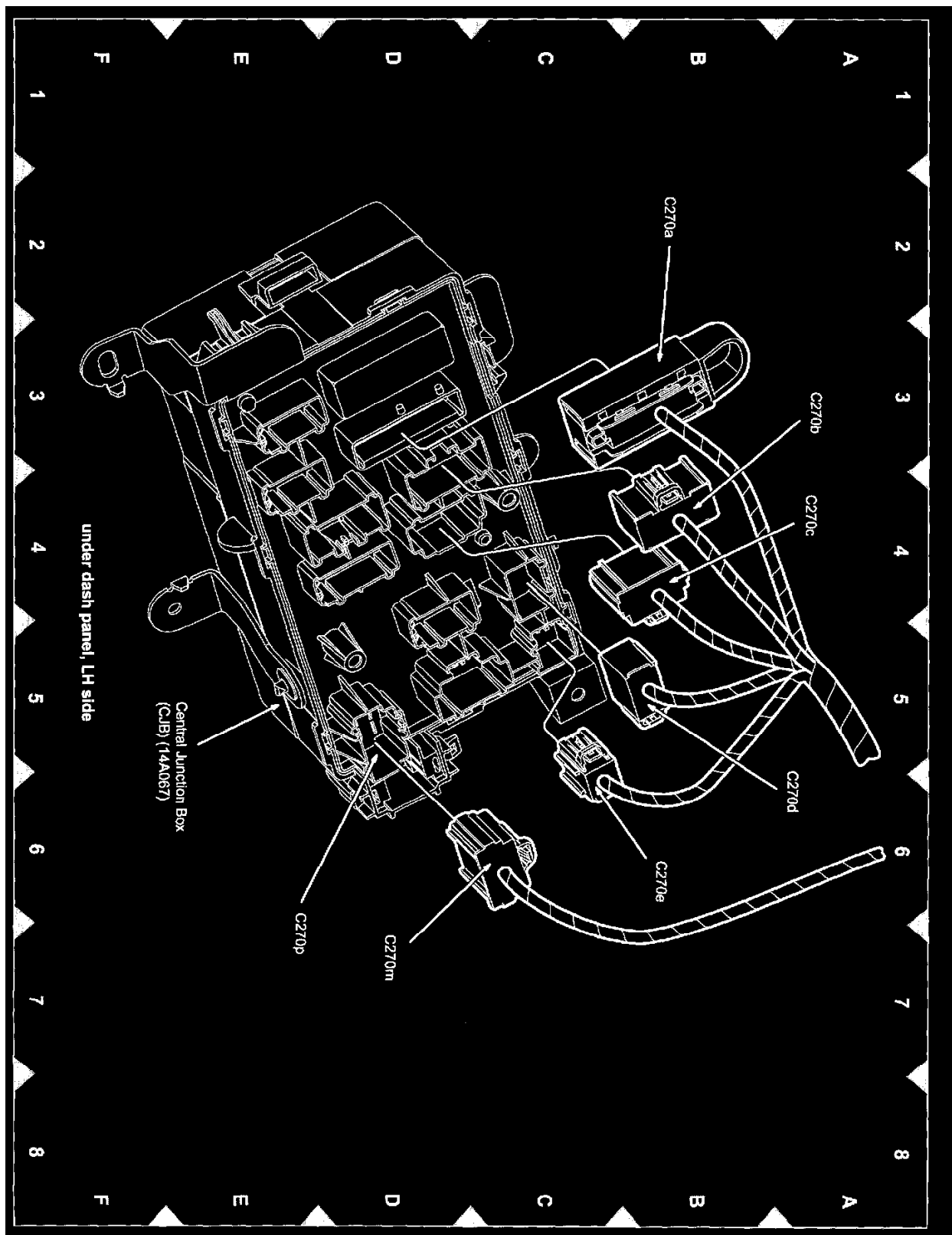
View 151-29



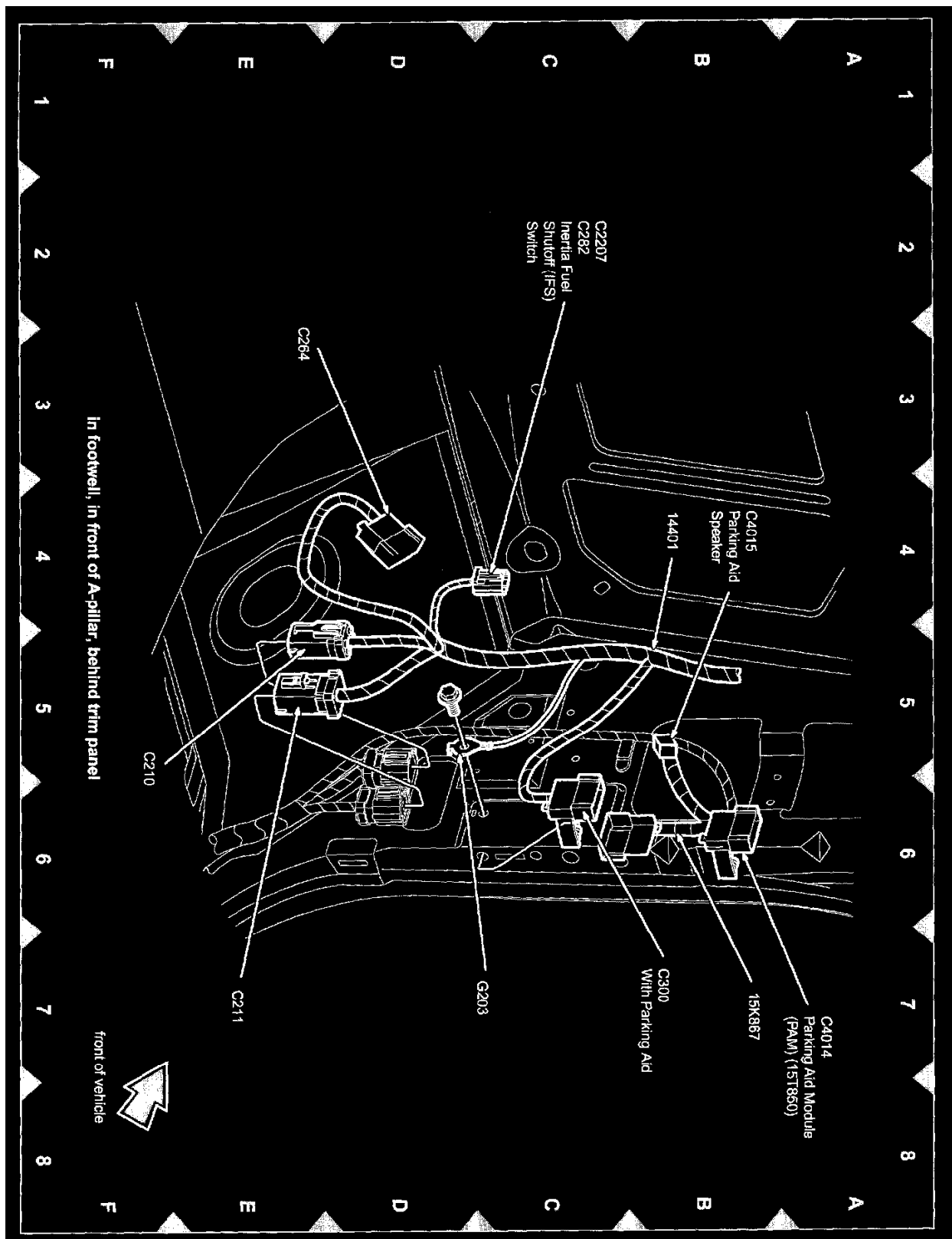
View 151-30



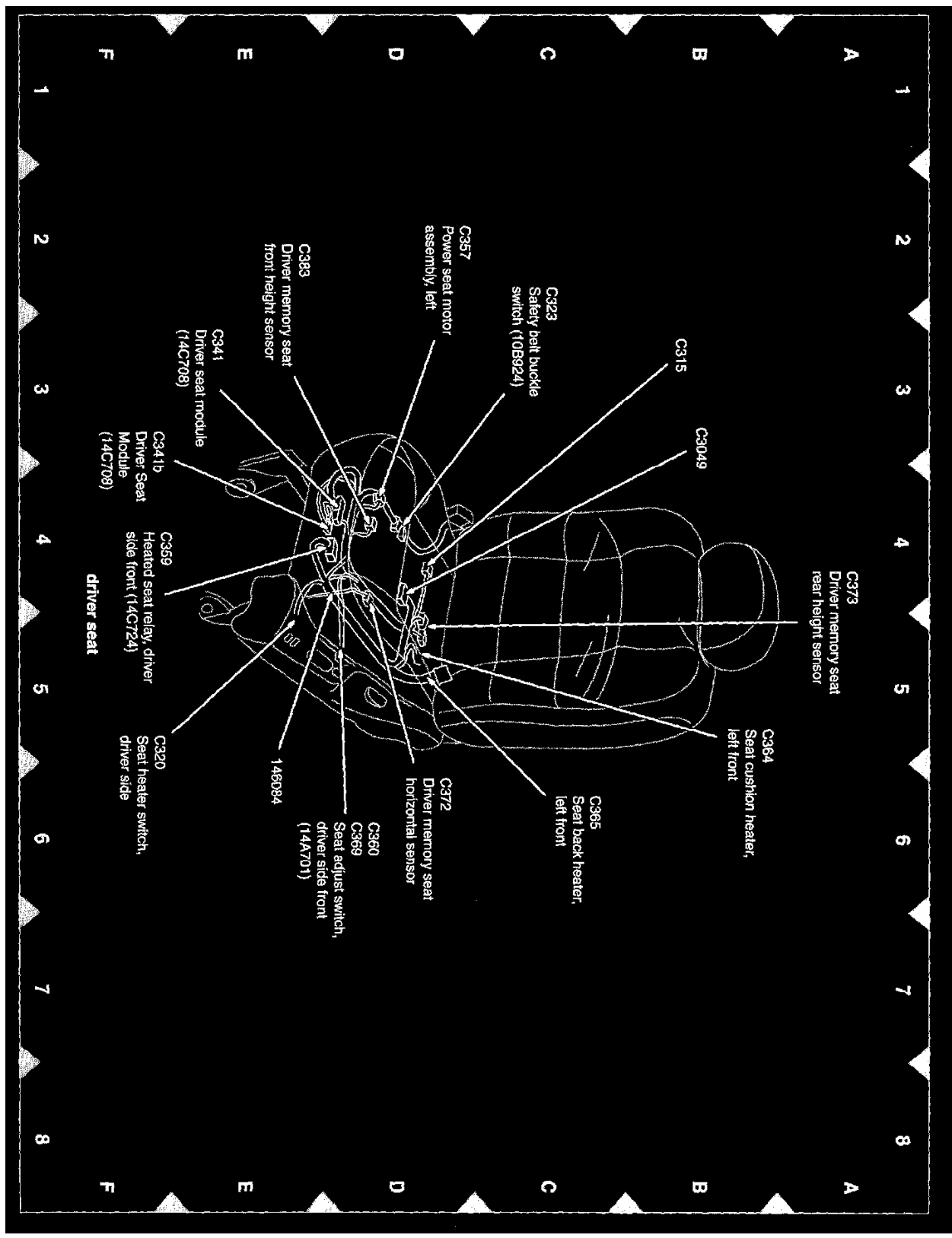
View 151-31



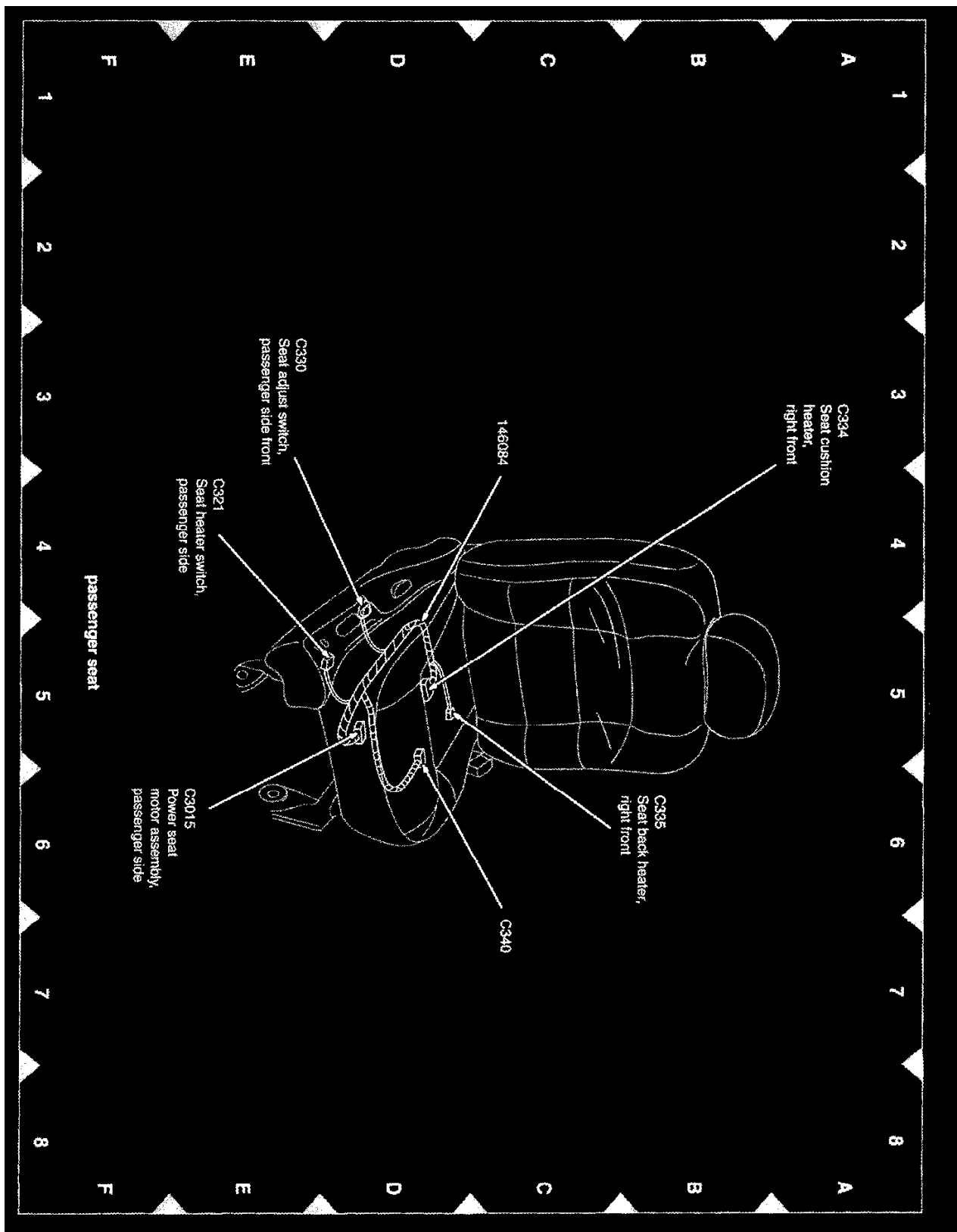
View 151-32



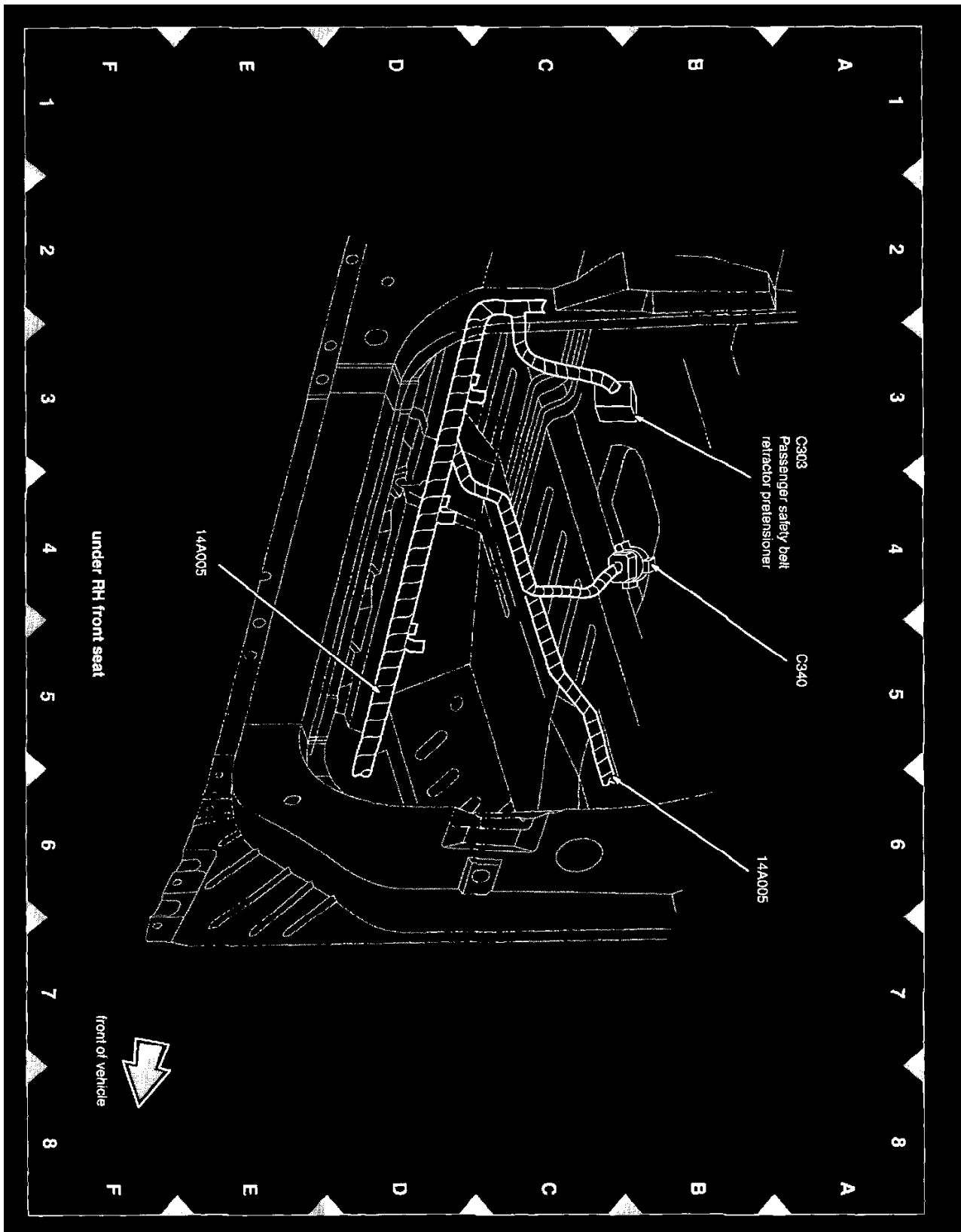
View 151-33



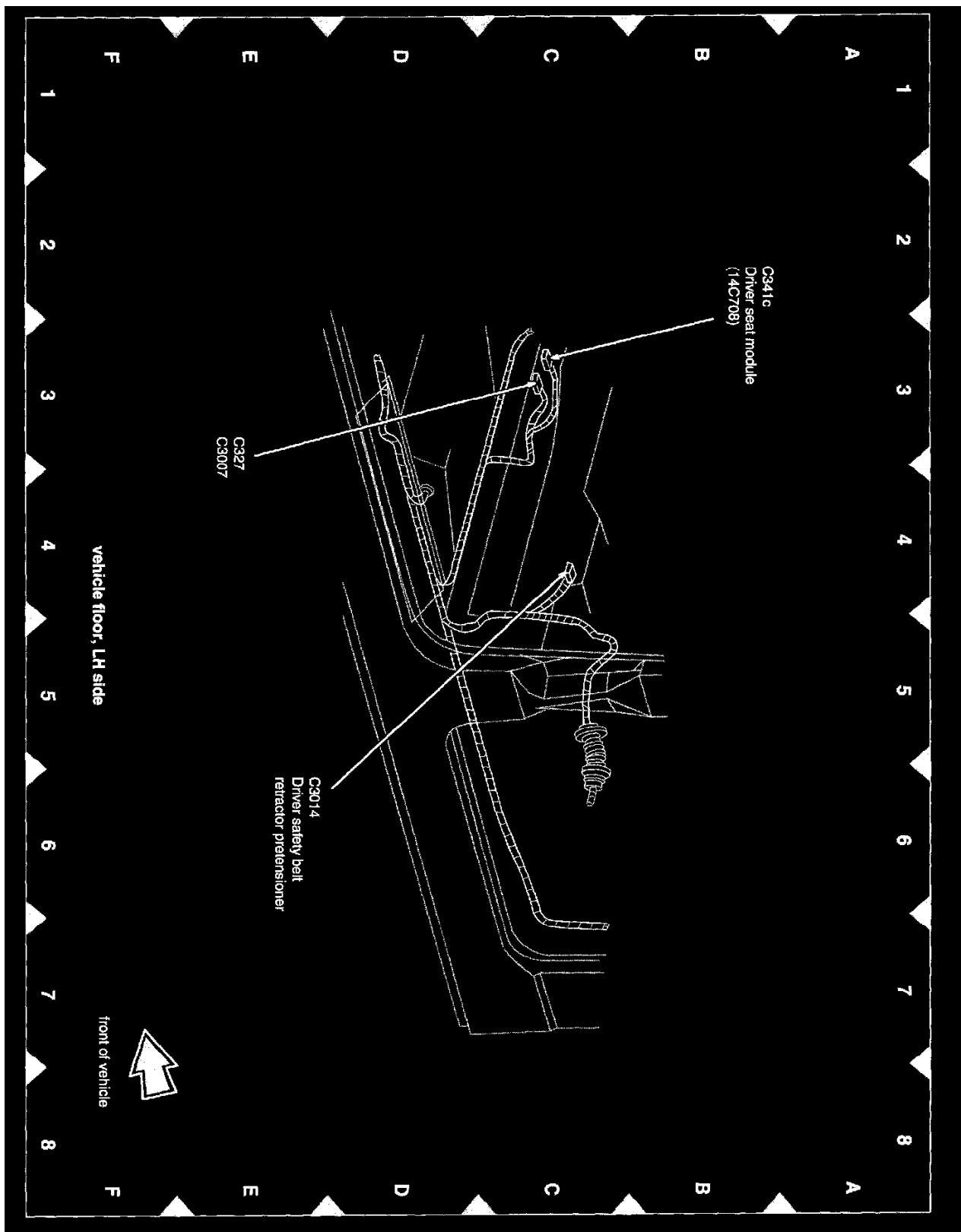
View 151-34



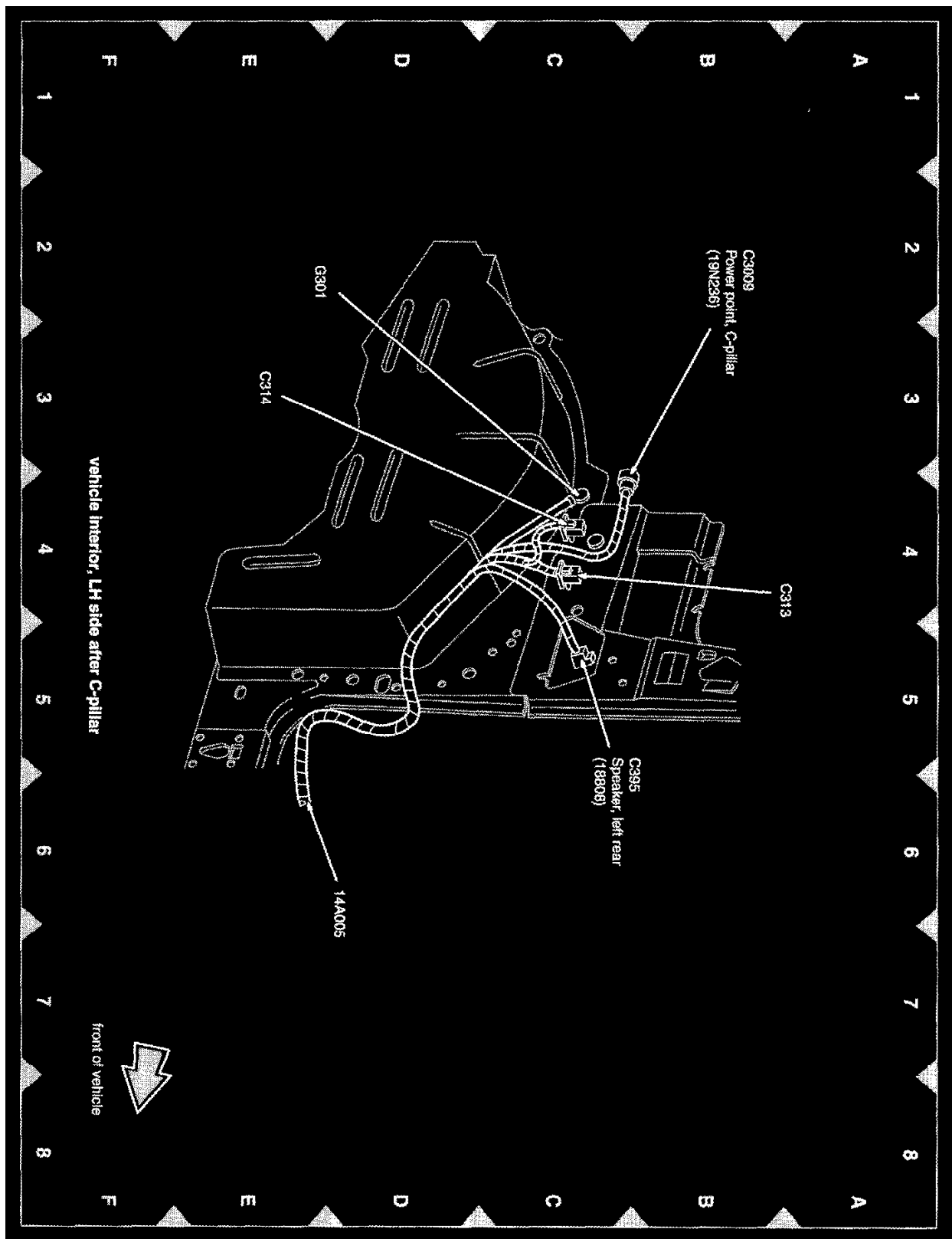
View 151-35



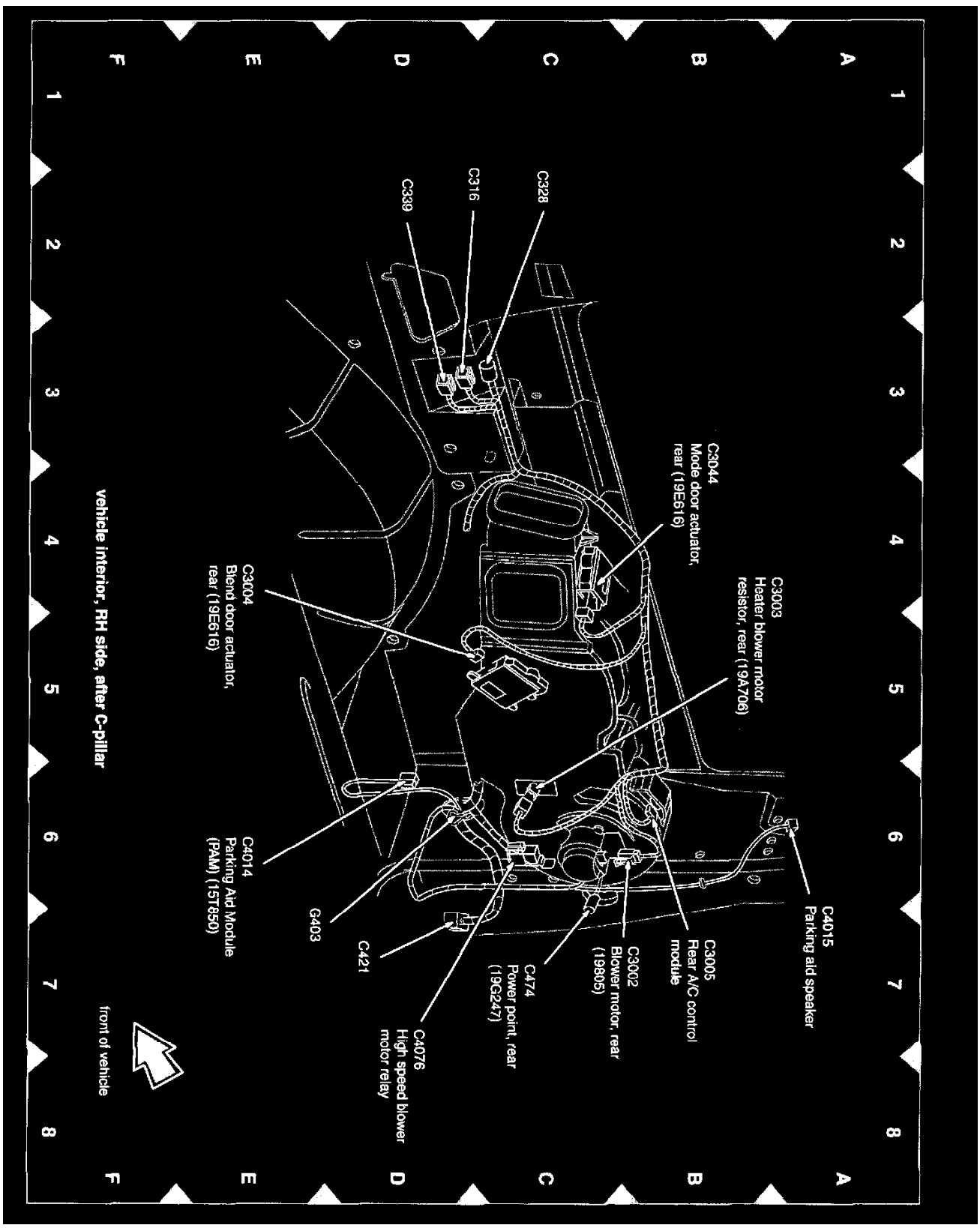
View 151-36



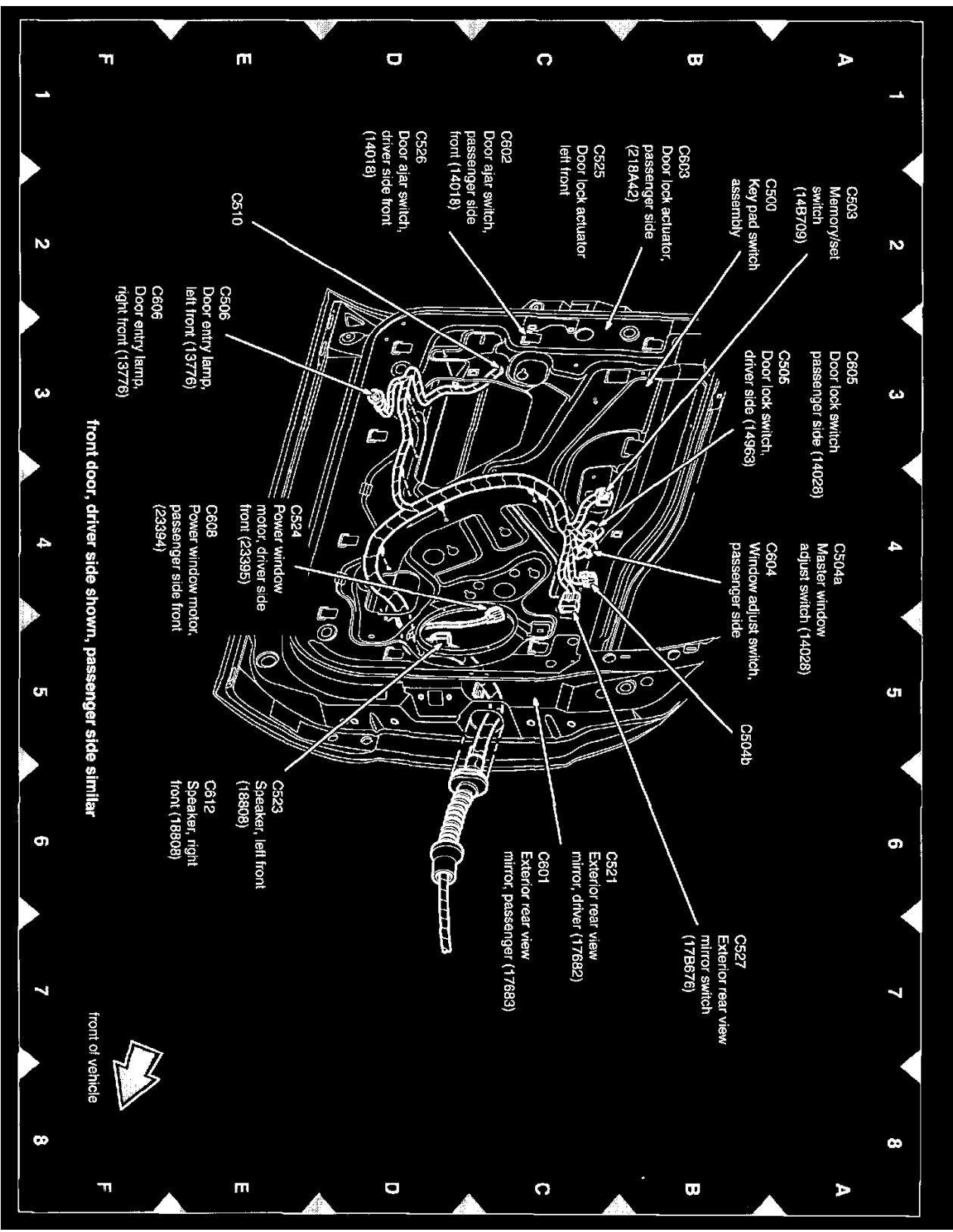
View 151-37



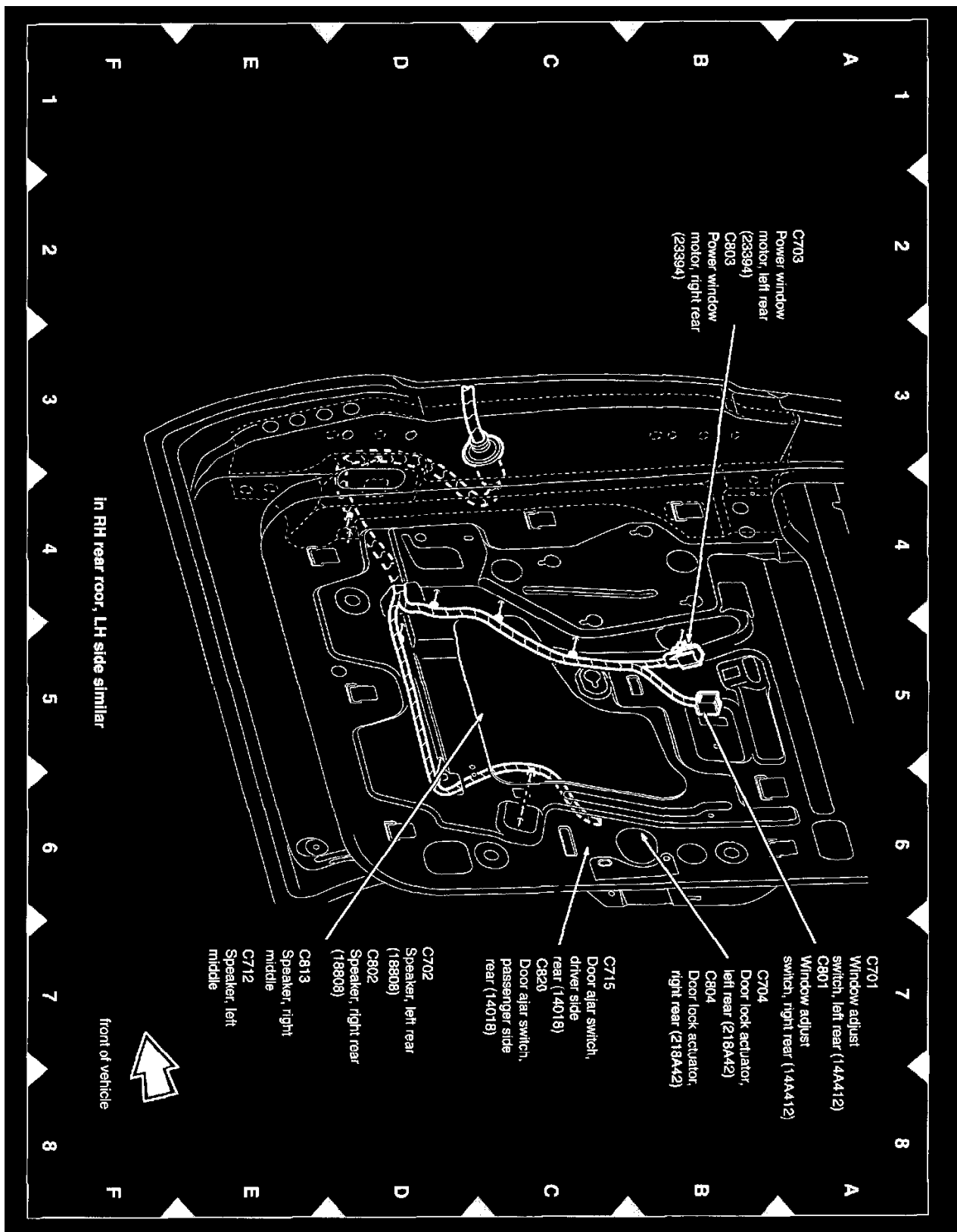
View 151-38



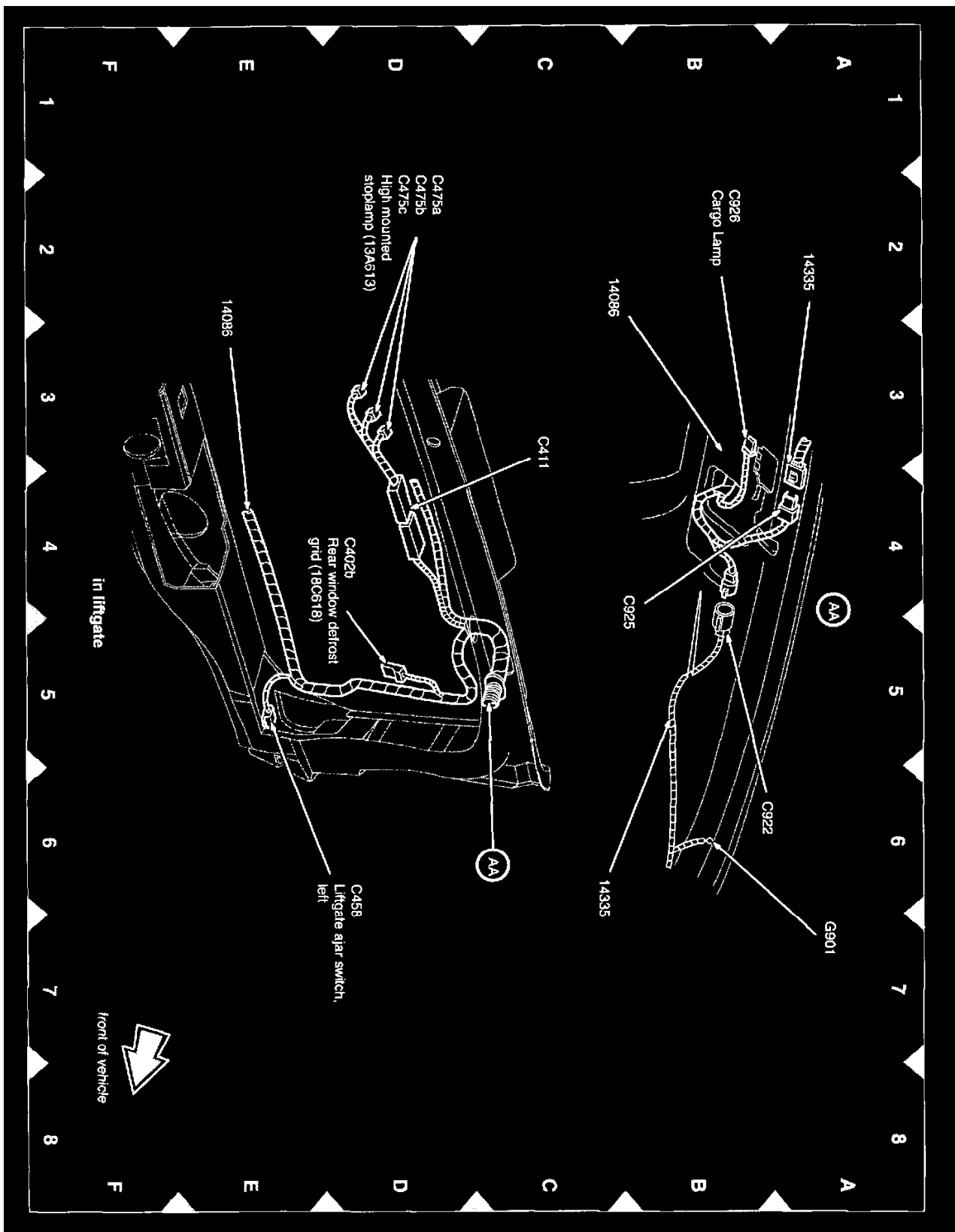
View 151-39



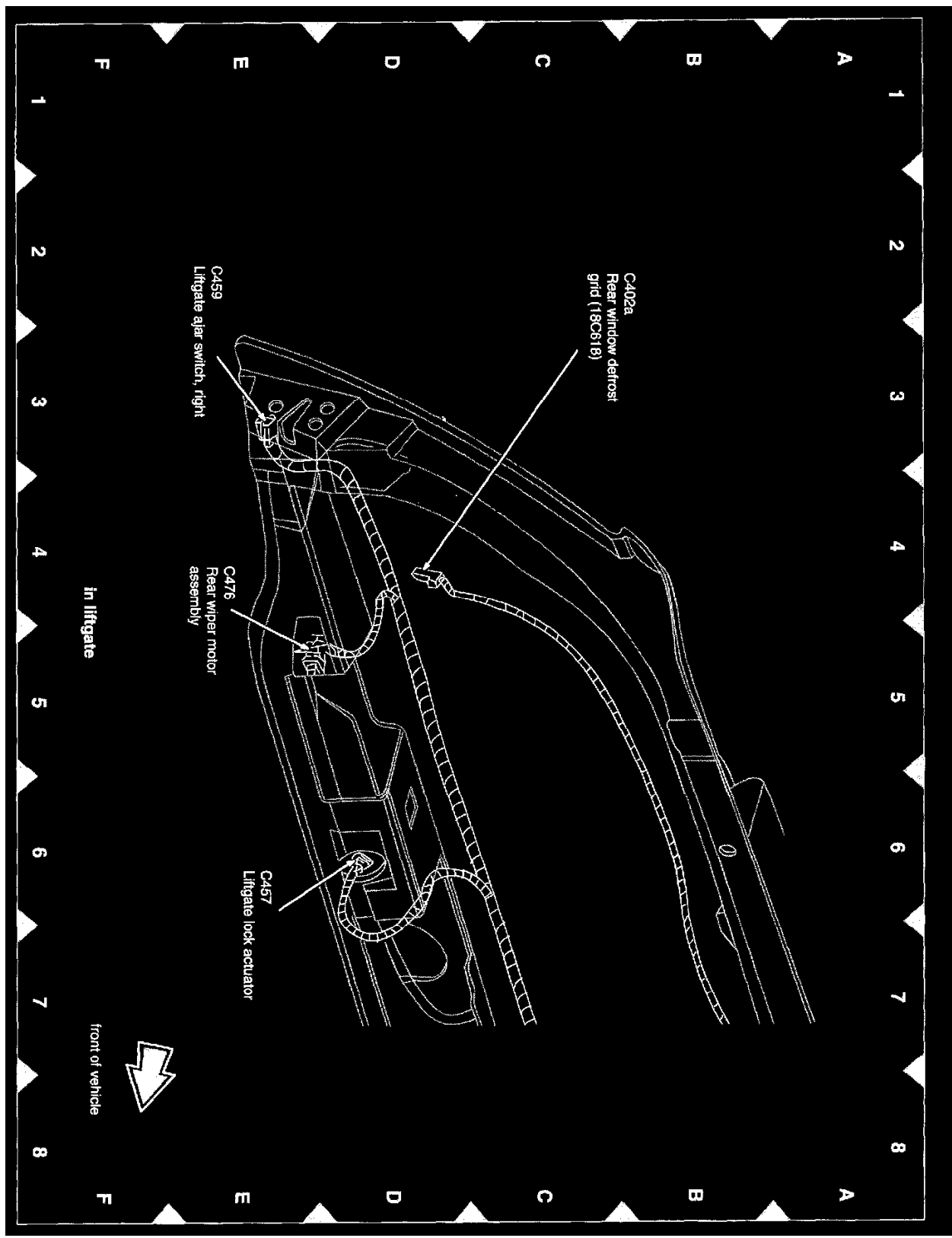
View 151-40



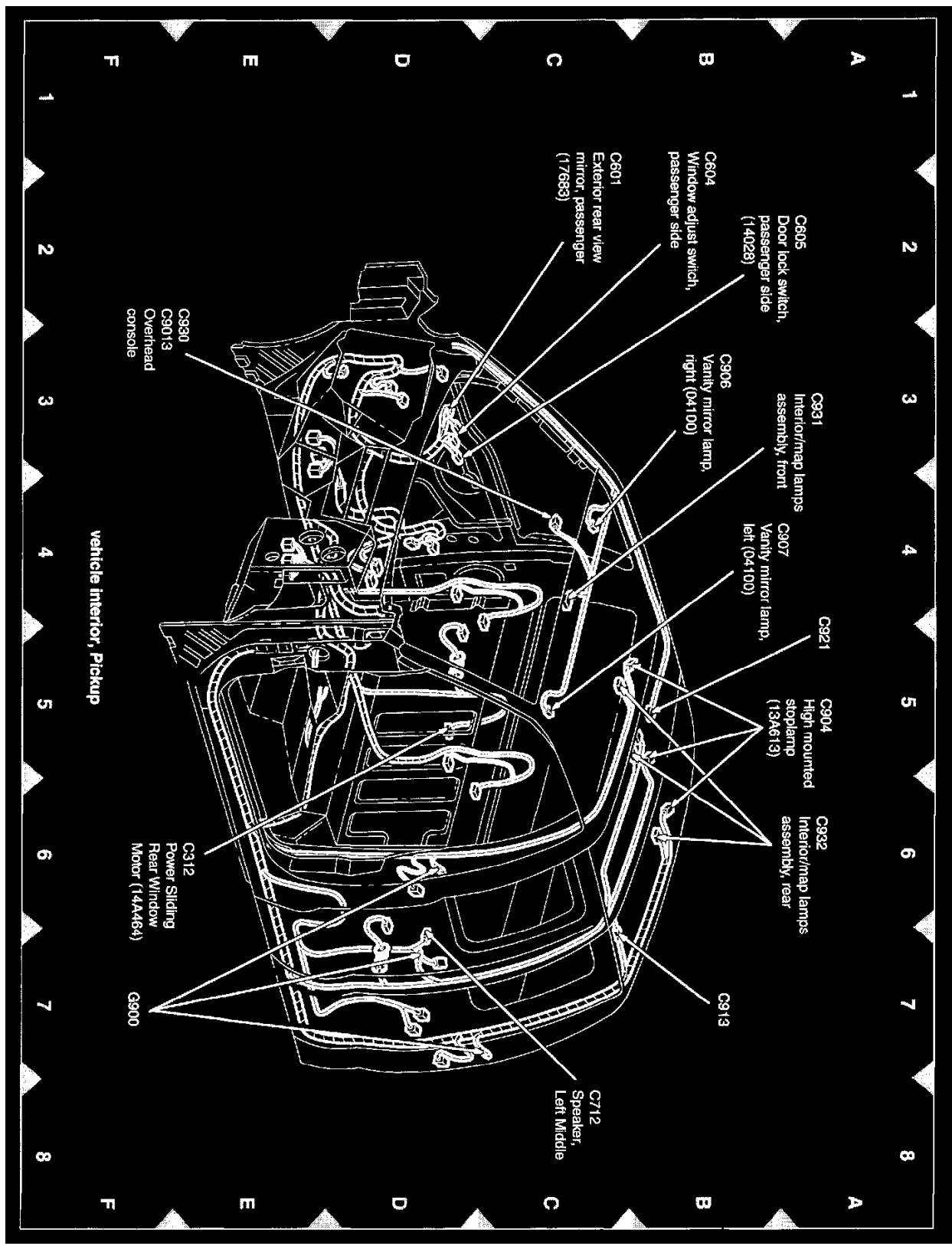
View 151-41



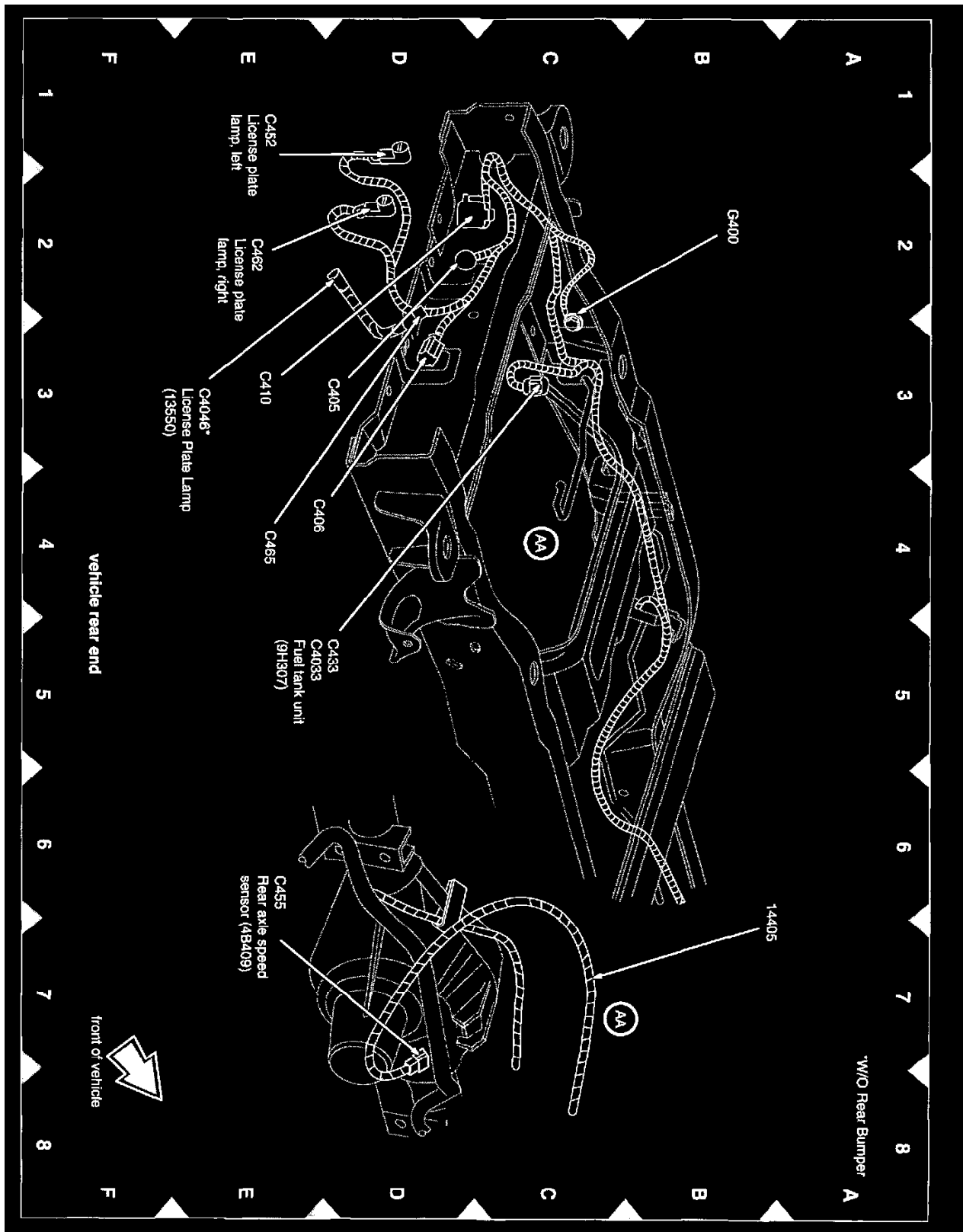
View 151-42



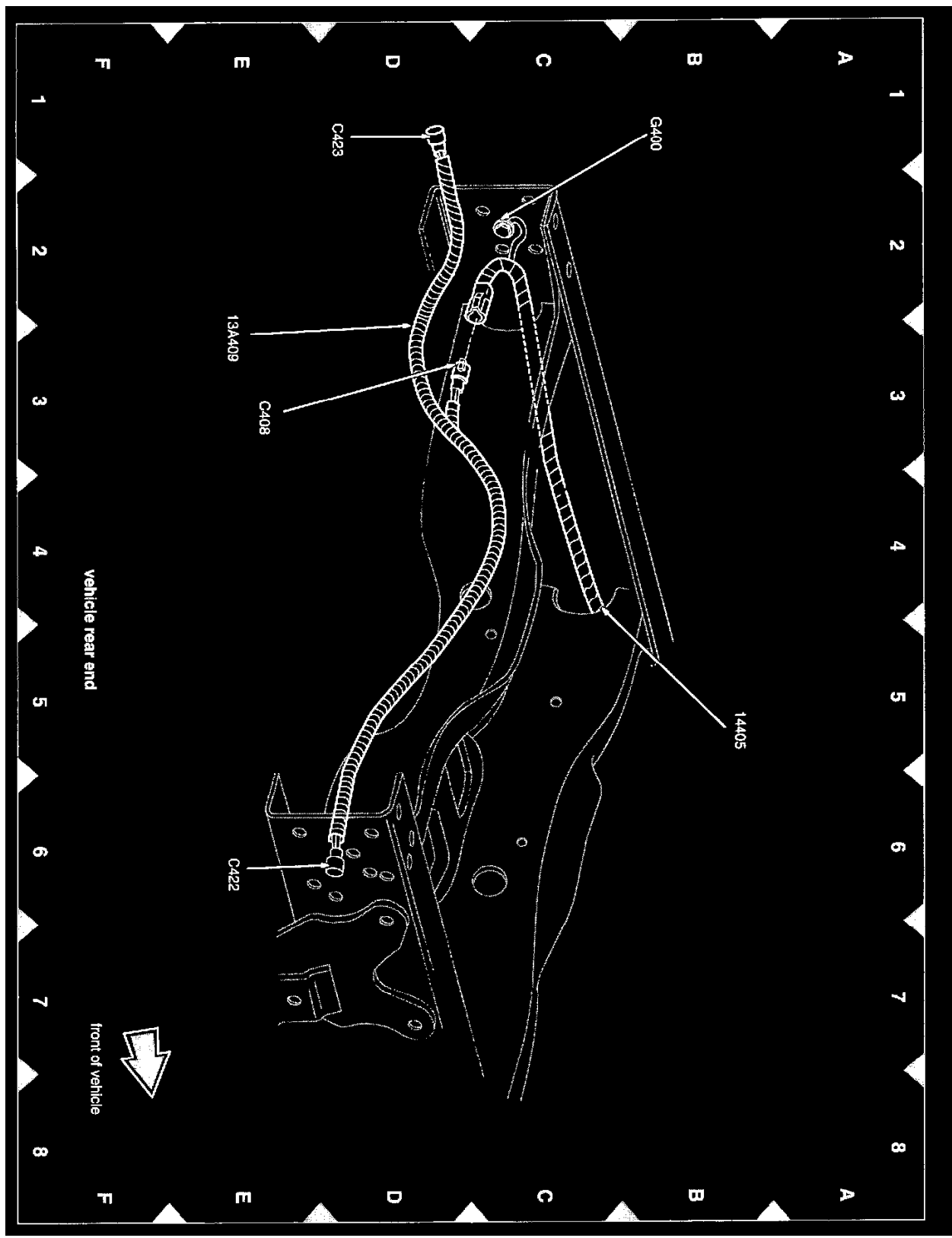
View 151-43



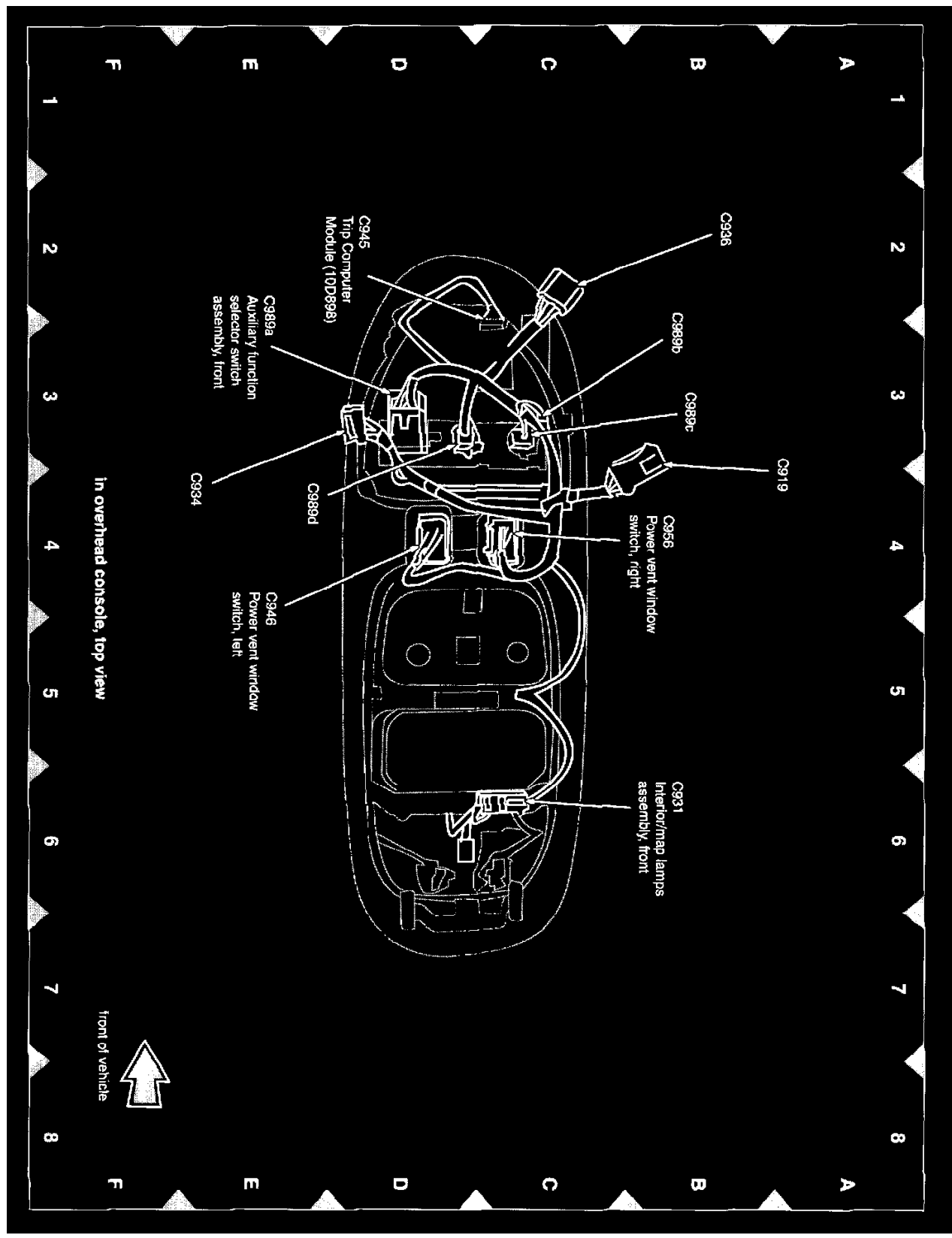
View 151-45



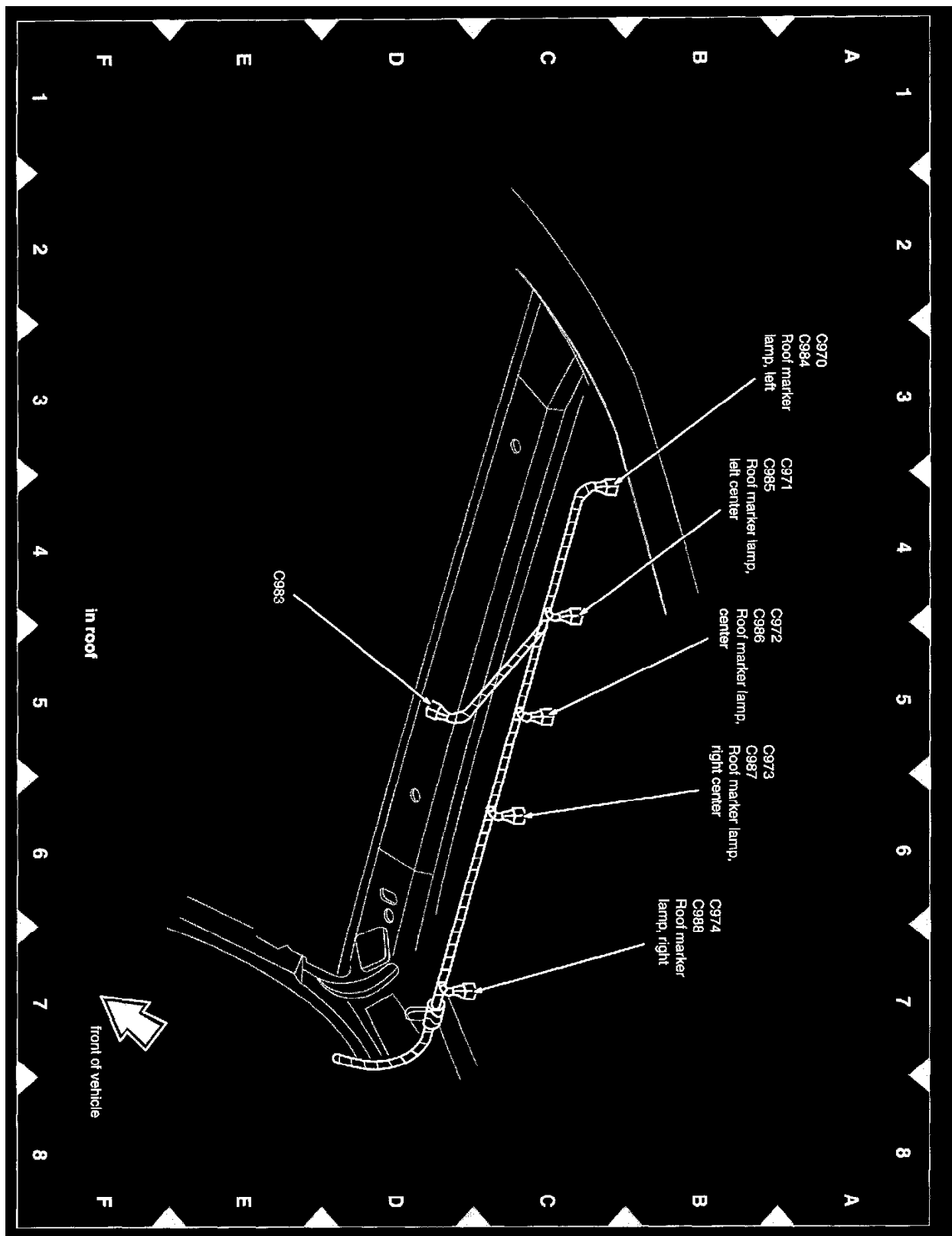
View 151-46



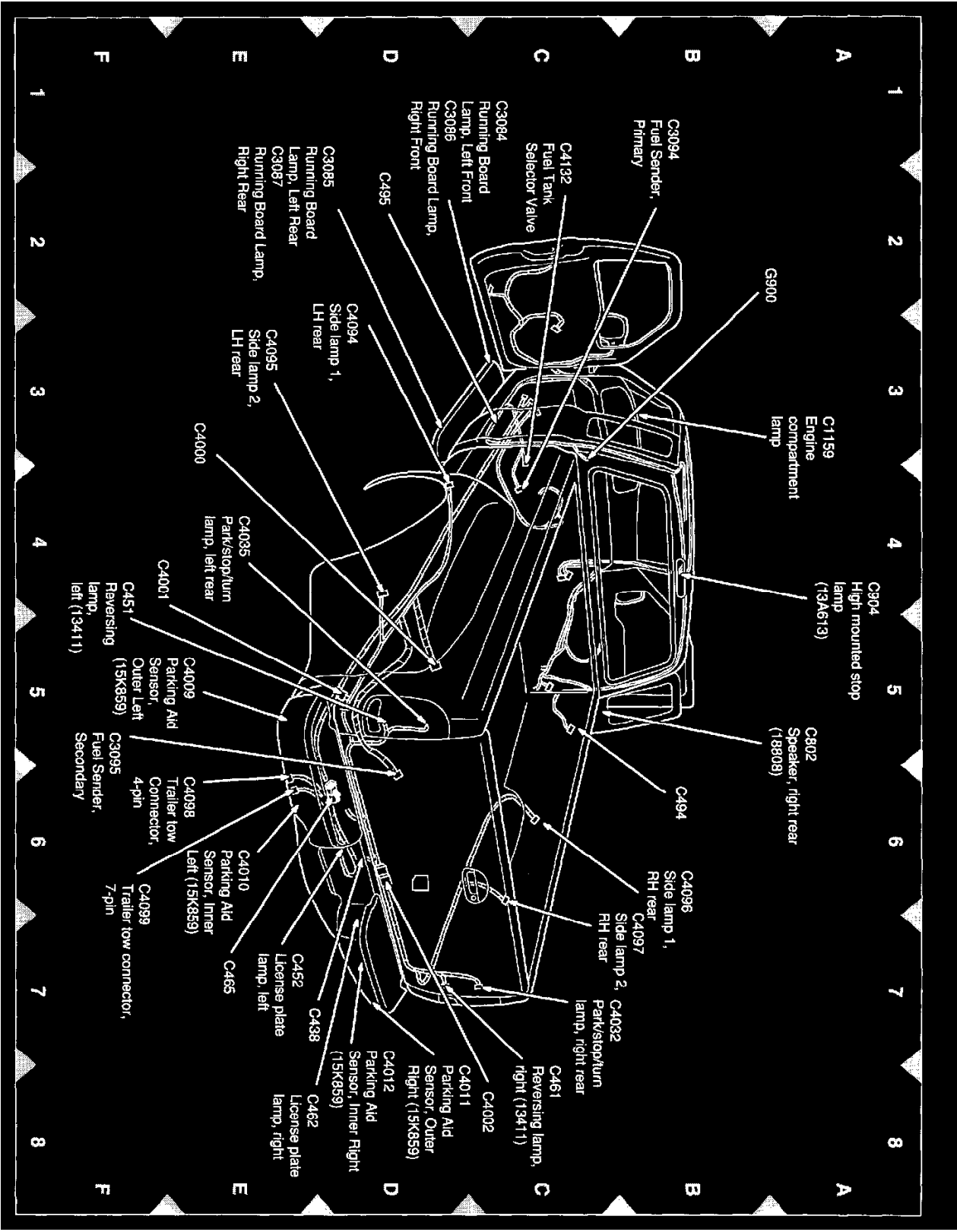
View 151-47



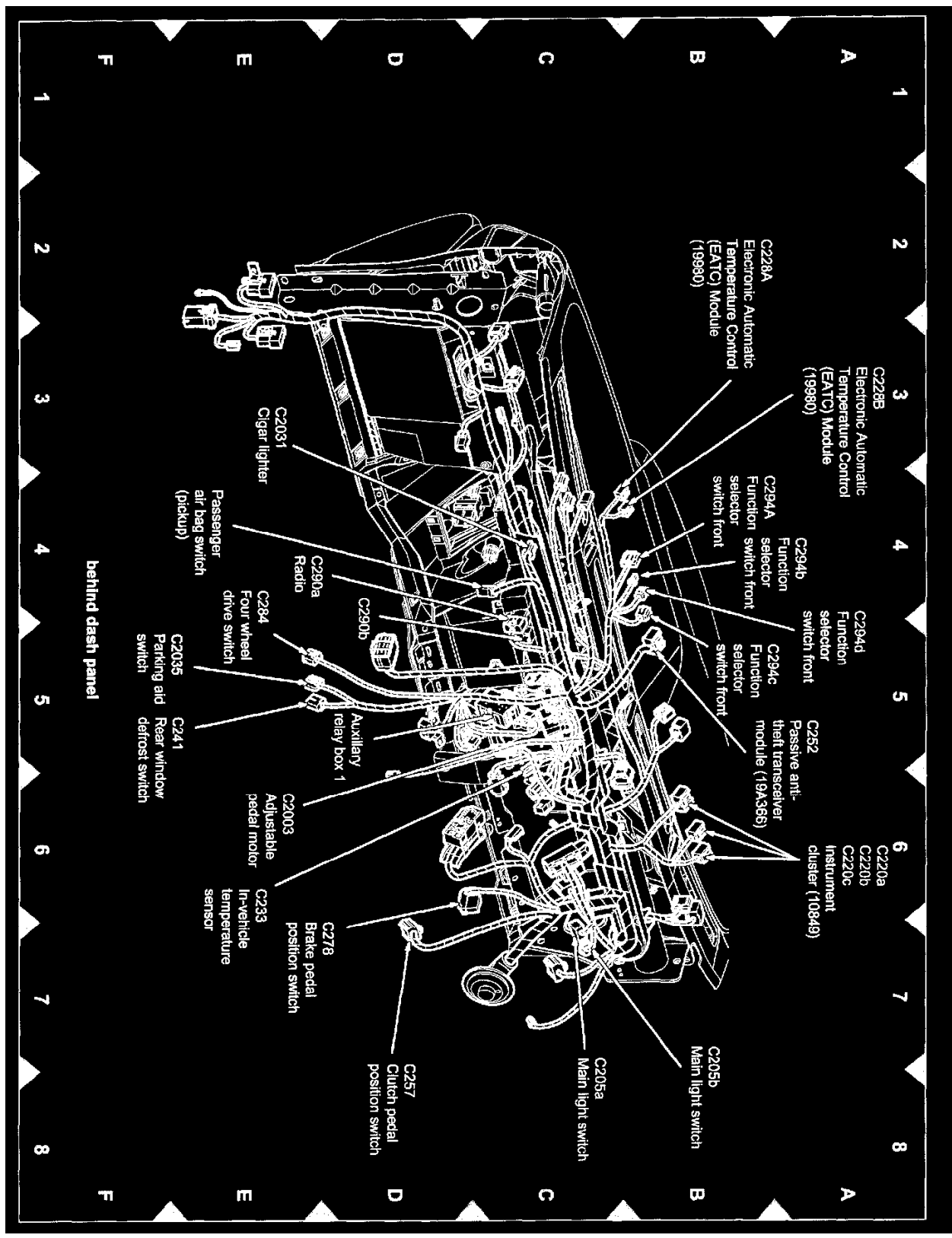
View 151-48



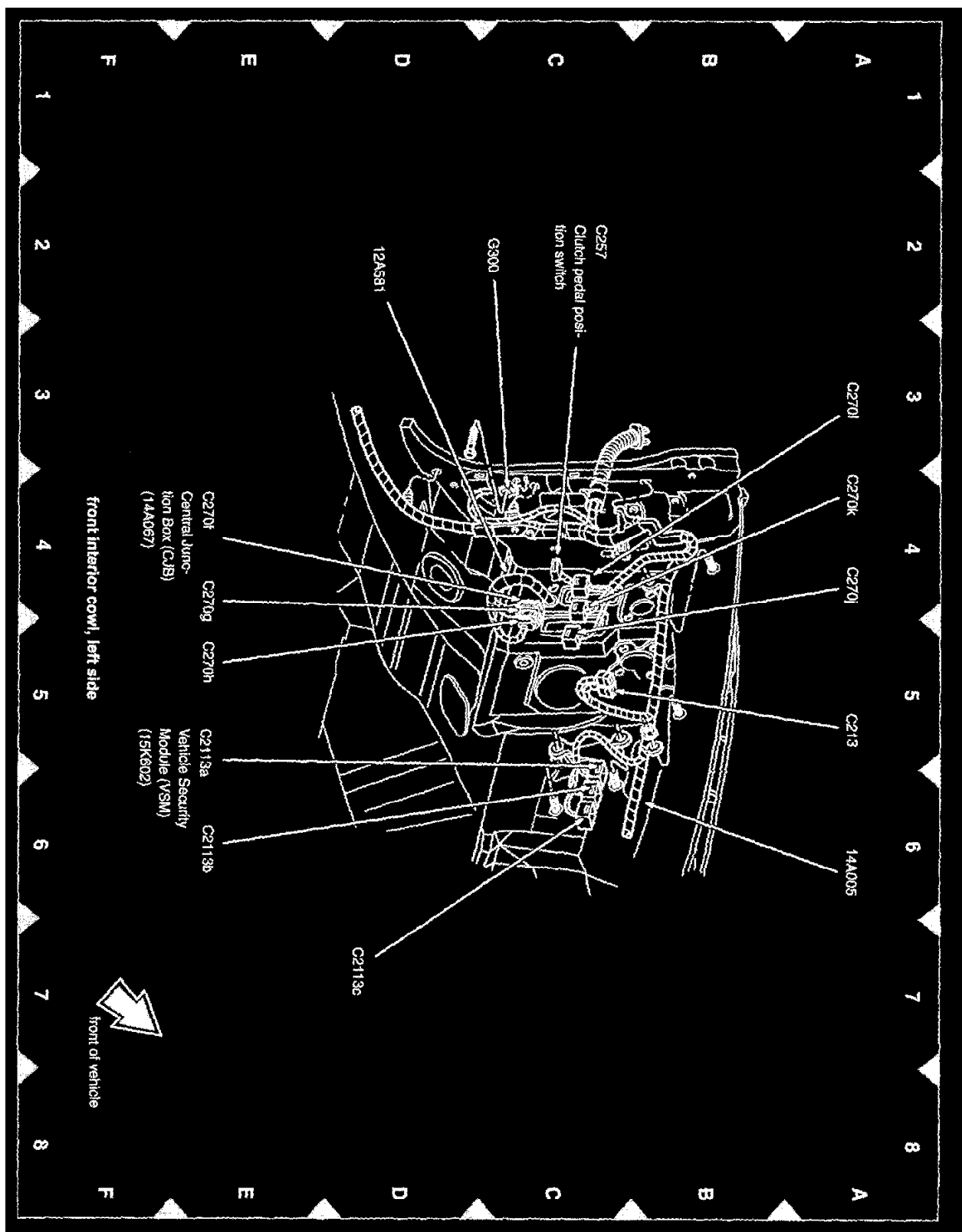
View 151-49



View 151-50



View 151-51



View 151-52

Connector Location Index

PLEASE NOTE: If a link on the Connector Location Index to a view is not provided, that means that the Connector and/or View in question does NOT apply to the vehicle model selected.

Connectors	Location	View 151-*/coordinates
C100	engine, front, on A/C compressor - 5.4L	4 - C 1
C100	engine, front - 6.0L	9 - E 7
C100	engine, front - 6.8L	6 - D 1
C101	engine, front - 5.4L	4 - E 2
C101	engine, front - 6.0L	9 - E 6
C101	engine, front - 6.8L	6 - D 2
C102a	engine compartment RH side - 5.4L	4 - B 3
C102a	engine compartment RH side - 6.0L	8 - A 4
C102a	engine compartment, RH side - 6.0L w/dual generators	26 - A 5
C102a	engine compartment, RH side - 6.8L	6 - B 2
C102b	engine, front	6 - B 2
C102c	engine compartment, RH side - 5.4L	4 - A 4
C102c	engine compartment, RH side - 6.0L	8 - A 4
C102c	engine compartment, RH side - 6.0L with dual generators	26 - B 3
C102c	engine compartment, RH side - 6.8L	6 - B 2
C103	engine, front - 5.4L	4 - F 5
C103	engine, front - 6.8L	6 - E 4
C103	engine, front - 6.0L	9 - B 7
C104	Engine Oil Temperature (EOT) sensor - 6.0L	9 - C 7
C106	engine, top, RH side	5 - E 8
C107	engine, RH cylinder head - 5.4L	4 - B 2
C107	engine, RH cylinder head - 6.8L	6 - A 2
C109	engine, LH cylinder head - 5.4L	3 - D 1
C109	engine, LH cylinder head - 6.8L	7 - C 7
C110	engine compartment, LH side - 5.4L	4 - E 4
C110	engine compartment, LH side - 6.8L	6 - E 3
C111	engine, RH cylinder head - 5.4L	3 - D 8
C111	engine, RH cylinder head - 6.8L	5 - B 7
C112	engine, RH cylinder head - 5.4L	3 - E 7
C112	engine, RH cylinder head - 6.8L	5 - A 6
C113	engine, RH cylinder head - 5.4L	3 - E 6
C113	engine, RH cylinder head - 6.8L	5 - B 2
C114	engine, RH cylinder head - 5.4L	3 - F 5
C114	engine, RH cylinder head - 6.8L	5 - B 2
C115	engine, LH cylinder head - 5.4L	2 - E 3
C115	engine, LH cylinder head - 6.8L	5 - C 2
C116	engine, LH cylinder head - 5.4L	2 - E 5
C116	engine, LH cylinder head - 6.8L	6 - C 2
C117	engine, LH cylinder head - 5.4L	2 - E 6
C117	engine, LH cylinder head - 6.8L	6 - B 4
C118	engine, LH cylinder head - 5.4L	2 - E 6
C118	engine, LH cylinder head - 6.8L	6 - A 4
C122	engine compartment, RH side	15 - D 4
C124	engine compartment, rear, LH side	18 - A 4
C125	engine compartment, rear	17 - B 5
C128	engine compartment, in intake system	18 - D 6
C131	engine compartment, front, RH side	23 - E 4
C132	engine compartment, front	22 - D 2
C133	engine compartment, LH side, rear	20 - F 3
C134	engine compartment, rear - gasoline	19 - E 5
C134	engine compartment, rear - 6.0L	20 - F 4
C135	engine compartment, LH side	21 - E 6
C137	engine compartment, RH side	23 - B 5
C140	engine compartment, LH side, rear	16 - B 2
C142	vehicle underbody, RH side, near transmission	10 - B 7
C143	transmission, top	11 - A 3
C144	engine compartment, LH side, rear	19 - E 5
C145	engine compartment, LH side, rear - gasoline	19 - E 5
C145	engine compartment, LH side, rear - 6.0L	20 - F 3
C146	engine compartment, LH side, rear - gasoline	19 - E 4
C146	engine compartment, LH side, rear - 6.0L	20 - E 3
C150	engine compartment, LH side	19 - F 3
C152	front of vehicle (exterior), LH side	24 - B 3
C160	engine compartment, RH side	15 - D 7
C162	front of vehicle (exterior), front	24 - B 2
C167	Transmission, LH side	11 - E 5
C168	Transmission, LH side	11 - A 5
C169	manual transmission	10 - A 6
C171	in exhaust system, RH side	7 - D 7
C172	in exhaust system, RH side	7 - E 2
C174	engine, top - 5.4L	4 - D 7
C174	engine, top - 6.0L	6 - C 1
C175	engine compartment, LH side, rear - gasoline	19 - D 2
C179	engine, top, rear	7 - A 3

C100-C179

Connectors	Location	View 151-*/coordinates		
C180	engine, front - 5.4L	4-D 7	C218b on steering column 30-E 2
C180	engine, front - 6.8L	6-E 4	C220a dash panel, LH side 51-A 6
C181	engine, LH cylinder head - 5.4L	3-A 6	C220b dash panel, LH side 51-A 6
C181	engine, LH cylinder head - 6.8L	5-D 7	C220c dash panel, LH side 51-A 6
C182	engine, LH cylinder head - 5.4L	3-A 5	C228a dash panel, center 51-A 2
C182	engine, LH cylinder head - 6.8L	5-D 7	C233 dash panel, center 51-A 3
C183	engine, LH cylinder head - 5.4L	3-A 2	C241 dash panel, LH side 51-E 6
C183	engine, LH cylinder head - 6.8L	5-E 6	C250 on steering column 30-E 6
C184	engine, LH cylinder head - 5.4L	3-B 2	C251 under dash panel, LH side 28-E 6
C184	engine, LH cylinder head - 6.8L	5-E 6	C252 behind dash panel, LH side 51-B 5
C185	engine, RH cylinder head - 5.4L	2-B 2	C254 dash panel, behind glove box 28-B 2
C185	engine, RH cylinder head - 6.8L	5-E 5	C256 dash panel, RH side 28-B 3
C186	engine, RH cylinder head - 5.4L	2-A 4	C257 on clutch pedal support 52-C 2
C186	engine, RH cylinder head - 6.8L	6-E 5	C260 on steering column 33-E 3
C187	engine, RH cylinder head - 5.4L	2-B 6	C264 A-pillar, RH side 33-E 3
C187	engine, RH cylinder head - 6.8L	6-E 6	C270a under dash panel, LH side 32-B 2
C188	engine, RH cylinder head - 5.4L	2-B 7	C270b under dash panel, LH side 32-A 3
C188	engine, RH cylinder head - 6.8L	6-E 7	C270c under dash panel, LH side 32-A 4
C189	engine compartment, throttle body - 6.0L	9-A 5	C270d under dash panel, LH side 32-A 6
C193	transmission, rear - without four-wheel drive - gasoline	11-B 6	C270e under dash panel, LH side 32-B 6
C194	engine, top - 5.4L	2-F 3	C270f under dash panel, LH side 31-E 4
C194	engine, top - 6.8L	6-C 2	C270g under dash panel, LH side 31-E 5
C196	engine compartment, front, LH side	21-E 7	C270h under dash panel, LH side 31-E 5
C197a	engine, bottom, RH side	14-A 3	C270i under dash panel, LH side 52-A 4
C197b	engine, bottom, RH side	14-E 3	C270j under dash panel, LH side 52-A 4
C202a	on steering column	30-B 7	C270k under dash panel, LH side 52-A 3
C202b	on steering column	30-D 7	C270m under dash panel, LH side 32-D 7
C203	dash panel, LH side	28-D 7	C278 under dash panel, LH side 32-E 6
C205a	dash panel, LH side, near steering column	51-C 7	C281a on brake pedal support 51-D 6
C205b	dash panel, LH side, near steering column	51-B 7	C281b under dash panel, RH side 28-C 1
C210	under dash panel, RH side	33-F 5	C282 under dash panel, RH side 28-E 4
C211	under dash panel, RH side	33-E 7	C284 dash panel, LH side 51-E 4
C213	under dash panel, LH side	28-A 5	C286 dash panel, top 28-A 5
C214	under dash panel, center	29-B 6	C289 under dash panel, RH side 28-D 3
C218a	on steering column	30-E 2	C290a dash panel, center 51-D 4
				C290b dash panel, center 51-D 4
				C291 under dash panel, LH side 28-B 5

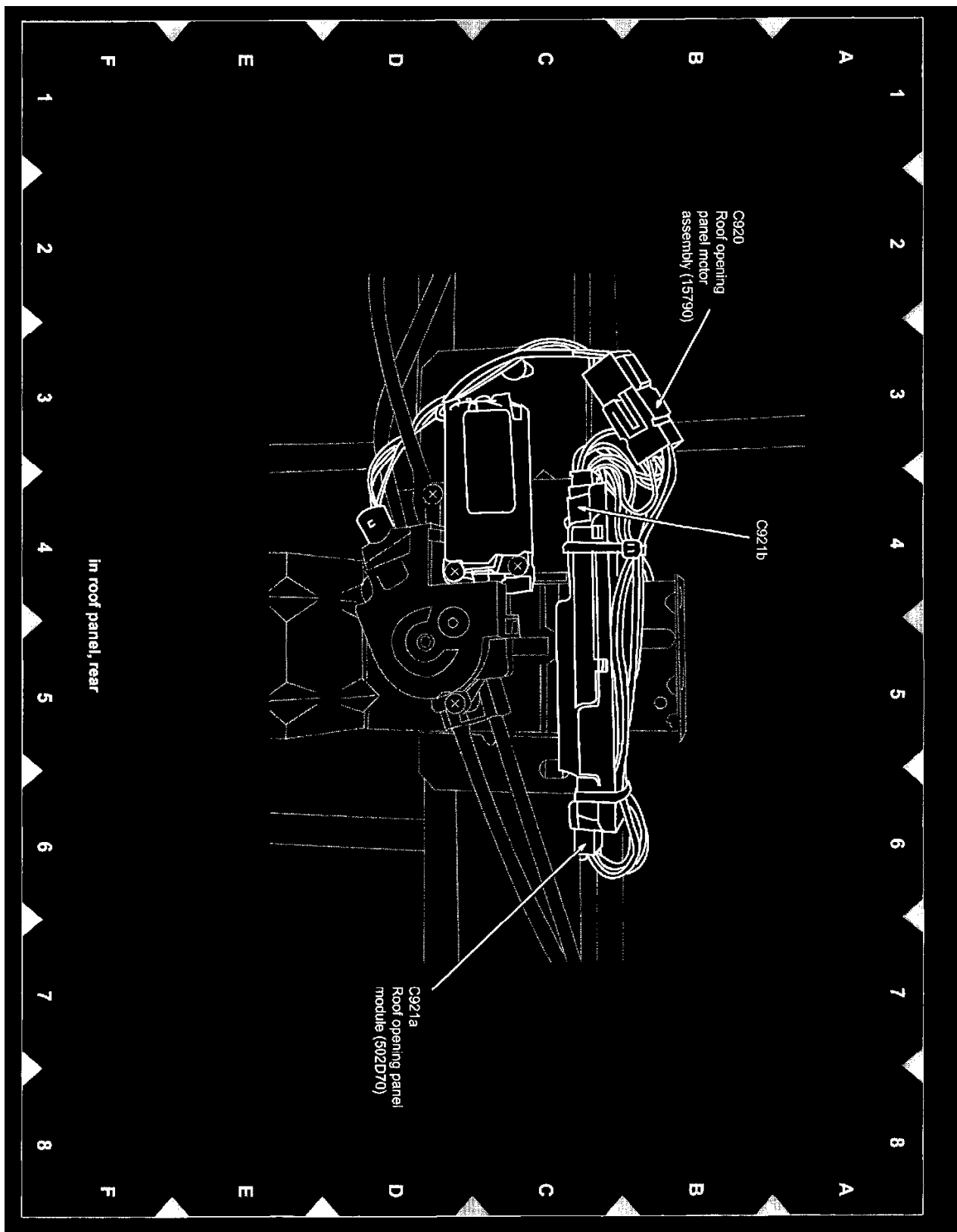
Connectors		View 151-*/coordinates	
	Location		
C294a	in dash panel	51 - B 4	C383 under driver seat
C294b	in dash panel	51 - B 4	C395 LH C-pillar
C294c	in dash panel	51 - B 5	C396 RH C-pillar
C294d	in dash panel	51 - A 5	C402a rear window, RH side
C300	A-pillar, RH side	33 - B 7	C402b rear window, LH side
C303	RH B-pillar	36 - A 3	C405 vehicle underbody, LH side, rear
C312	vehicle interior, rear	45 - F 6	C406 vehicle underbody, rear, chassis crossmember
C313	LH C-pillar	38 - B 4	C408 vehicle underbody, rear, chassis crossmember
C314	LH C-pillar	38 - E 3	C410 vehicle rear end, LH side
C315	under driver seat	34 - B 3	C411 in liftgate, top
C316	RH C-pillar	39 - D 2	C421 vehicle underbody, RH side, rear
C320	driver seat, LH side	34 - F 6	C422 main chassis side member, vehicle rear end, RH side
C321	passenger seat, RH side	35 - E 4	C423 main chassis side member, vehicle rear end, LH side
C323	seat belt buckle, driver side	34 - C 2	C431 vehicle underbody, LH side
C327	under driver seat	37 - E 3	C432 vehicle underbody, RH side
C328	RH C-pillar	39 - C 2	C433 vehicle underbody, LH side
C330	passenger seat, RH side	35 - E 3	C438 vehicle rear end, center
C334	passenger seat	35 - A 3	C451 vehicle rear end, LH side
C335	passenger seat	35 - B 6	C452 vehicle rear end
C339	RH C-pillar	39 - D 2	C455 on differential
C340	under passenger seat	35 - C 6	C457 in liftgate, LH side
C341a	under driver seat	34 - E 3	C458 in liftgate, LH side
C341b	under driver seat	34 - F 3	C459 in liftgate, RH side
C341c	under driver seat	37 - B 2	C461 vehicle rear end, RH side
C349	center console, in rear	29 - F 6	C462 vehicle rear end
C350a	on transfer case - 6.0L	12 - B 4	C465 vehicle underbody, LH side
C350b	on transfer case - gasoline	10 - F 6	C474 RH D-pillar
C357	under driver seat	34 - D 2	C475a in liftgate, top - Excursion
C359	under driver seat	34 - F 4	C475b in liftgate, top - Excursion
C360	driver seat, LH side	34 - D 6	C475c in liftgate, top - Excursion
C364	driver seat	34 - B 5	C476 in liftgate
C365	driver seat	34 - C 6	C494 vehicle underbody, RH side
C369	driver seat, LH side	34 - D 6	C495 vehicle underbody, LH side
C372	under driver seat	34 - D 6	C500 in driver door
C373	under driver seat	34 - A 4	C503 in driver door, top
C380	center console, in rear	29 - B 7	C504a in driver door, top
			C504b in driver door, top
			C505 in driver door, top

Connectors	Location	View 151-*/coordinates		
C506	in driver door	40 - E 2	C921a	in roof panel, above rear seats
C510	in driver door	40 - E 2	C921b	in roof panel, above rear seats
C521	driver's door (exterior)	40 - C 6	C922	vehicle rear end, roof, RH side
C523	in driver door	40 - E 6	C925	vehicle rear end, roof
C524	in driver door	40 - E 4	C926	rear window, top
C525	in driver door	40 - C 2	C930	roof, front, center
C526	in driver door	40 - D 2	C931	in roof panel, front, center
C527	in driver door, top	40 - B 7	C932	in roof panel, above rear seats
C601	passenger door (exterior)	40 - C 6	C934	in roof panel, near air conditioning/heating control unit, front
C602	in passenger door	40 - C 2	C935	roof, middle row of seats
C603	in passenger door	40 - B 2	C936	in roof panel, front, center
C604	in passenger door, top	40 - B 4	C941	in roof panel, LH side
C605	in passenger door, top	40 - A 3	C942	in roof panel, RH side
C606	in passenger door	40 - F 2	C945	roof, front
C608	in passenger door	40 - E 4	C946	in roof panel, front
C612	in passenger door	40 - E 6	C947	in roof panel, LH side, rear
C701	in LH rear door, top	41 - A 7	C948	in roof panel, RH side, rear
C702	in LH rear door	41 - D 7	C949	roof, middle row of seats
C703	in LH rear door	41 - A 2	C956	roof, front
C704	in LH rear door	41 - B 7	C970	roof, front - except Lariat
C712	in LH rear door	41 - E 7	C971	roof, front - except Lariat
C715	in LH rear door	41 - C 7	C972	roof, front - except Lariat
C801	in RH rear door	41 - A 7	C973	roof, front - except Lariat
C802	in RH rear door	41 - D 7	C974	roof, front - except Lariat
C803	in RH rear door	41 - B 2	C983	in roof panel, front
C804	in RH rear door	41 - B 7	C984	roof, front - Lariat
C813	in RH rear door	41 - E 7	C985	roof, front - Lariat
C820	in RH rear door	41 - C 7	C986	roof, front - Lariat
C904	rear window, top - Pickup	45 - A 5	C987	roof, front - Lariat
C906	roof, RH side, front	45 - B 3	C988	roof, front - Lariat
C907	roof, LH side, front	45 - B 4	C989a	in roof panel, above front seats
C911	roof, front, center	44 - B 2	C989b	roof, above front seats
C913	LH C-pillar	45 - B 7	C989c	roof, above front seats
C919	in roof panel, near air conditioning/heating control unit, front	48 - A 3	C989d	roof, above front seats
C920	in roof panel, above rear seats	1 - B 2	C990a	roof, middle row of seats
			C990b	roof, middle row of seats
			C990c	roof, middle row of seats
			C990d	roof, middle row of seats
			C991	in roof panel, front

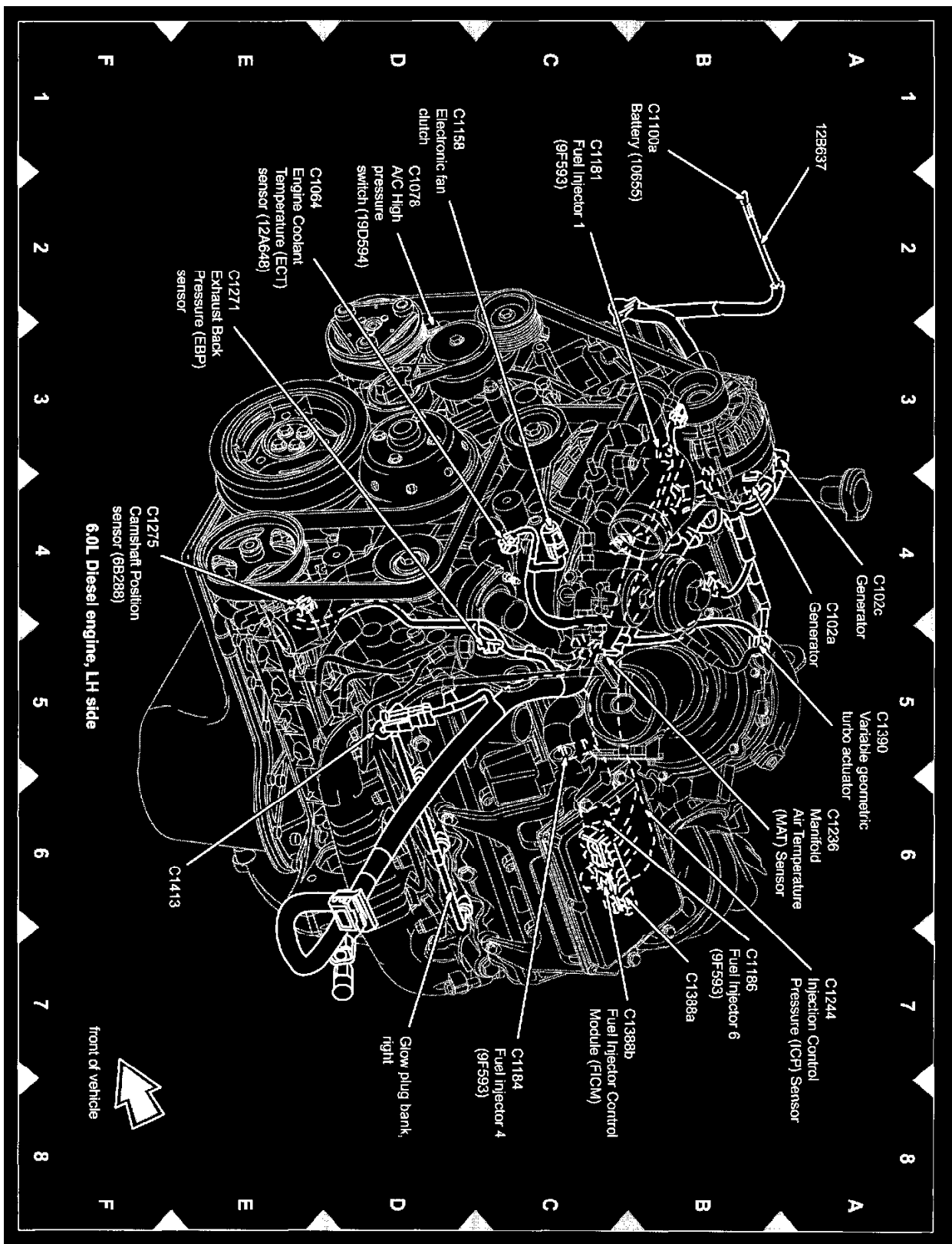
Connectors		Location	View 151-*/coordinates		
C1008	engine compartment, rear, in auxiliary fuse and relay box	engine compartment, rear, in auxiliary fuse	16 - A 5	C1129	engine compartment, in Auxiliary Junction Box (AJB) 3, underhood - gasoline
C1010	engine compartment, rear, LH side	engine compartment, rear, LH side	20 - E 5	C1147	engine compartment, in Auxiliary Junction Box (AJB) 3, underhood - 6.0L
C1021	Front of vehicle, LH side	Front of vehicle, LH side	21 - A 3	C1148	Front of vehicle, LH side
C1023	Front of vehicle, LH side	Front of vehicle, LH side	22 - E 3	C1158	engine compartment, RH side
C1025	engine compartment, LH side, rear	engine compartment, LH side, rear	18 - E 2	C1159	engine, front
C1026	engine compartment, right fender	engine compartment, right fender	15 - A 3	C1170	in hood
C1031	engine compartment, RH side, rear	engine compartment, RH side, rear	15 - A 5	C1171	engine compartment, rear, in auxiliary fuse and relay box 2
C1032	engine compartment, RH side, rear	engine compartment, RH side, rear	15 - E 5	C1172	engine compartment, rear, in auxiliary fuse and relay box 2
C1033	engine compartment, LH side - 5.4L	engine compartment, LH side - 5.4L	4 - E 4	C1173	engine compartment, rear, in auxiliary fuse and relay box 2
C1033	engine compartment, LH side - 6.8L	engine compartment, LH side - 6.8L	6 - E 2	C1173	engine compartment, in Auxiliary Junction Box (AJB) 3, underhood - gasoline
C1040	engine compartment, rear, LH side	engine compartment, rear, LH side	17 - E 6	C1173	engine compartment, in Auxiliary Junction Box (AJB) 3, underhood - gasoline
C1041	front of vehicle, RH side	front of vehicle, RH side	23 - B 3	C1173	engine compartment, in Auxiliary Junction Box (AJB) 3, underhood - 6.0L
C1043	front of vehicle, RH side	front of vehicle, RH side	23 - E 5	C1177	on transfer case
C1045	engine compartment, rear	engine compartment, rear	21 - E 3	C1181	engine, top, RH side - 6.0L
C1046	engine compartment, RH side	engine compartment, RH side	15 - C 1	C1181	engine, top, RH side - 6.0L
C1047	engine compartment, front	engine compartment, front	16 - D 6	C1182	engine, top, LH side - 6.0L
C1062	engine, front, near bottom	engine, front, near bottom	9 - D 7	C1183	engine, top, RH side - 6.0L
C1063	engine compartment, LH side, rear	engine compartment, LH side, rear	18 - A 6	C1184	engine, top, LH side - 6.0L
C1064	engine, front, LH side, near thermostat housing - 6.0L	engine, front, LH side, near thermostat housing - 6.0L	8 - E 2	C1185	engine, top, RH side - 6.0L
C1066	engine, top, RH side - 5.4L	engine, top, RH side - 5.4L	2 - B 3	C1186	engine, top, LH side - 6.0L
C1066	engine, top, RH side - 6.8L	engine, top, RH side - 6.8L	5 - A 4	C1187	engine compartment, rear, in auxiliary fuse and relay box 4
C1068	engine, top, RH side - 5.4L	engine, top, RH side - 5.4L	4 - A 6	C1188	engine compartment, rear, in auxiliary fuse and relay box 4
C1078	engine front, RH side - 5.4L	engine front, RH side - 5.4L	4 - B 1	C1189	throttle body - 5.4L
C1078	engine front, RH side - 6.8L	engine front, RH side - 6.8L	6 - D 2	C1189	throttle body - 6.8L
C1080	engine, top, RH side	engine, top, RH side	13 - E 7	C1195	engine compartment, rear
C1081	engine compartment, RH side	engine compartment, RH side	15 - A 7	C1204	engine, LH cylinder head
C1087	engine compartment, rear	engine compartment, rear	17 - E 4	C1204	engine, LH cylinder head
C1100a	engine compartment, RH side	engine compartment, RH side	25 - B 2	C1205	engine, LH cylinder head
C1100b	engine compartment, RH side	engine compartment, RH side	25 - A 5	C1206	engine, LH cylinder head
C1107	transmission, rear	transmission, rear	12 - B 3	C1207	engine, LH cylinder head
C1119	engine compartment, RH side	engine compartment, RH side	15 - E 3	C1210	engine compartment, LH side, on air cleaner housing
C1126	front of vehicle, RH side	front of vehicle, RH side	23 - E 3	C1221	engine, top
C1127	Front of vehicle, LH side	Front of vehicle, LH side	22 - E 6		

Connectors	Location	View 151-*/coordinates
C1235	engine compartment, LH side, rear - in auxiliary relay box 5	20 - A 3
C1236	engine, LH side	8 - A 6
C1244	engine top, rear	8 - A 7
C1247	engine compartment, RH side	15 - A 2
C1249a	engine compartment, LH side	21 - C 6
C1249b	engine compartment, LH side	21 - D 2
C1251a	engine, front, RH side - 6.0L	26 - D 3
C1251c	engine, front, RH side - 6.0L	26 - E 3
C1271	engine, near camshaft pulley, RH side	8 - E 2
C1273a	engine, top, front	9 - C 7
C1273b	engine, top, front	9 - C 7
C1275	engine, LH side, bottom - 6.0L	8 - F 4
C1278	front of vehicle, LH side	22 - A 5
C1281	front of vehicle, RH side	23 - B 3
C1282	engine compartment, LH side	9 - B 2
C1284	front of vehicle, LH side	22 - A 4
C1285	front of vehicle, RH side	23 - E 7
C1298	engine compartment, LH side, rear - 6.0L	20 - E 5
C1308	engine compartment, RH side	15 - E 5
C1312	engine, top, RH side - 6.0L	9 - E 3
C1313	engine, top, LH side - 6.0L	9 - C 2
C1328	engine, top - 6.0L	13 - E 5
C1360	engine, top, on oil pump	9 - D 2
C1368	engine compartment, throttle body - 6.0L	9 - B 7
C1381a	engine compartment, left fender - 6.0L	20 - A 5
C1381b	engine compartment, left fender - 6.0L	20 - E 7
C1381c	engine compartment, left fender - 6.0L	20 - A 6
C1382	engine compartment, LH side, rear - 6.0L	20 - A 3
C1383	engine compartment, LH side, rear - 6.0L	20 - A 3
C1384	engine compartment, LH side, rear - 6.0L	20 - A 3
C1385	vehicle underbody - 6.0L	12 - D 7
C1386	vehicle underbody, LH side, near transmission	13 - A 6
C1387	transmission, rear	12 - B 2
C1388a	engine compartment, top, LH side - 6.0L	8 - B 7
C1388b	engine compartment, top, LH side - 6.0L	8 - B 7
C1388c	engine compartment, top, LH side - 6.0L	9 - A 3
C1389	engine, top, near throttle body - 6.0L	9 - A 6
C1390	engine, top - 6.0L	8 - A 5
C1392	vehicle underbody, near transmission	13 - D 7
C1393	engine compartment, LH side, rear	16 - E 2
C1413	engine, front, LH side - 6.0L	8 - E 6
C1414	engine, front, RH side - 6.0L	9 - D 7
C1416	engine compartment, right fender	15 - A 3
C1442	engine compartment, LH side, rear	16 - B 3
C1443	engine compartment, LH side, rear	20 - E 2
C1444	engine compartment, LH side, rear	20 - F 3
C2003	in LH front footwell	51 - D 5
C2007	behind dash panel, LH side, near steering column	30 - C 2
C2008	on steering column	30 - E 5
C2015	in footwell, driver side	27 - B 2
C2017	in Central Junction Box (CJB)	31 - A 2
C2021	in Central Junction Box (CJB)	31 - A 2
C2031	dash panel, center, bottom	51 - E 4
C2033	dash panel, center, bottom	28 - E 4
C2035	dash panel, LH side	51 - F 5
C2040	on accelerator pedal support	27 - E 5
C2041	behind dash panel, center	29 - B 2
C2047	behind dash panel, LH side, in auxiliary fuse and relay box 1	51 - F 6
C2075	in Central Junction Box (CJB)	31 - A 2
C2089	dash panel, LH side	28 - D 8
C2093	dash panel, behind A/C control	28 - A 6
C2099	dash panel, center, bottom	51 - E 4
C2110	in Central Junction Box (CJB)	31 - A 2
C2113a	under dash panel, LH side	52 - E 5
C2113b	under dash panel, LH side	52 - E 6
C2113c	under dash panel, LH side	52 - D 7
C2116	behind dash panel, LH side, in auxiliary fuse and relay box 1	51 - F 6
C2135	on steering column	30 - A 3
C2142	behind dash panel, LH side	28 - E 7
C2159	under dash panel, driver side, on accelerator pedal support - with memory	52 - E 4
C2160	in Central Junction Box (CJB)	52 - E 4

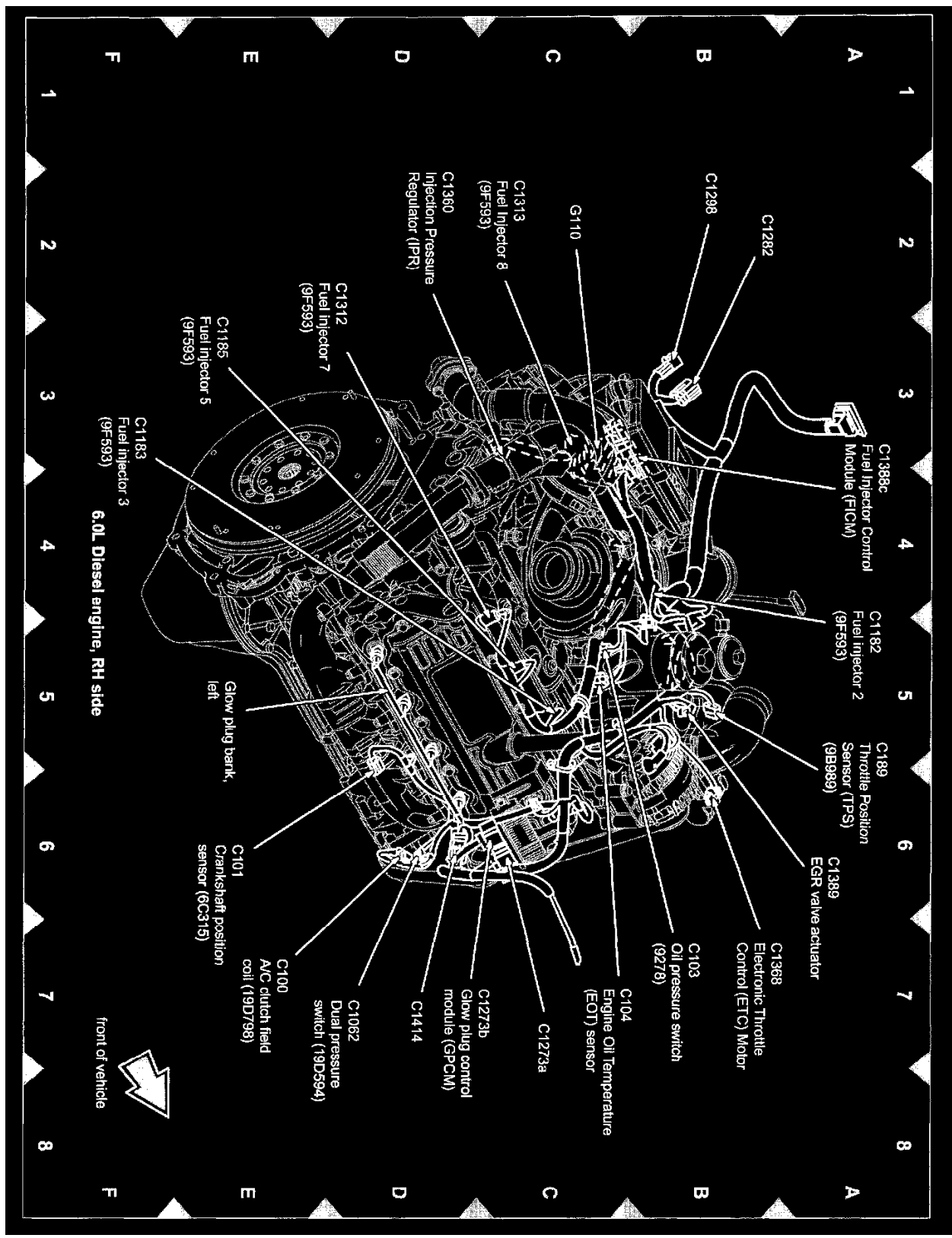
Connectors		View 151-*/coordinates
Connector	Location	Coordinates
C2163	in Central Junction Box (CJB)	52 - E 4
C2176	behind dash panel, LH side, near steering column	28 - A 7
C2194	behind dash panel, LH side	28 - F 7
C2207	under dash panel, RH side - Pickup	28 - F 4
C2255	on dash panel, LH side - 6.0L	
C2256	behind dash panel, LH side, near steering column	30 - F 3
C2257	in Central Junction Box (CJB)	31 - A 2
C2259	in Central Junction Box (CJB)	31 - A 2
C3002	Vehicle interior, RH side, after C-pillar	39 - B 7
C3003	Vehicle interior, RH side, after C-pillar	39 - B 4
C3004	Vehicle interior, RH side, after C-pillar	39 - E 4
C3005	Vehicle interior, RH side, after C-pillar	39 - B 7
C3007	upper driver seat	37 - E 3
C3009	LH side, after C-pillar	38 - B 2
C3014	LH B-pillar	37 - E 6
C3015	under passenger seat	35 - E 6
C3044	Vehicle interior, RH side, after C-pillar	39 - B 3
C3049	under driver seat	34 - B 3
C3084	Vehicle exterior, LH side	50 - D 1
C3085	Vehicle exterior, LH side	50 - E 1
C3086	Vehicle exterior, RH side	50 - D 1
C3087	Vehicle exterior, RH side	50 - F 1
C3094	Vehicle underbody, on fuel tank	50 - B 2
C3095	Vehicle underbody, on fuel tank	50 - F 7
C4000	Vehicle underbody, rear, chassis crossmember	50 - E 3
C4001	Truck bed	50 - F 4
C4002	vehicle rear end	50 - B 8
C4009	rear bumper, LH side	50 - E 5
C4010	rear bumper, LH side	50 - E 6
C4011	rear bumper, RH side	50 - E 8
C4012	rear bumper, RH side	50 - E 7
C4014	RH A-pillar, behind trim panel - Pickup	33 - A 7
C4014	Vehicle interior, RH side, after C-pillar - Excursion	39 - E 6
C4015	RH A-pillar, behind trim panel - Pickup	33 - A 4
C4015	RH D-pillar - Excursion	39 - A 6
C4032	vehicle rear end, RH side	50 - C 8
C4033	Vehicle underbody, LH side - California	46 - D 5
C4035	vehicle rear end, LH side	50 - E 4
C4046	vehicle rear end	46 - F 3
C4076	RH D-pillar	39 - E 5
C4094	Truck bed, left fender, front	50 - D 2
C4095	Truck bed, left fender, rear	50 - E 3
C4096	Truck bed, right fender, front	50 - B 6
C4097	Truck bed, right fender, rear	50 - B 7
C4098	vehicle rear end	50 - F 6
C4099	vehicle rear end	50 - F 6
C4132	vehicle rear end, LH side	50 - B 1
C9013	in roof panel, front	45 - F 3



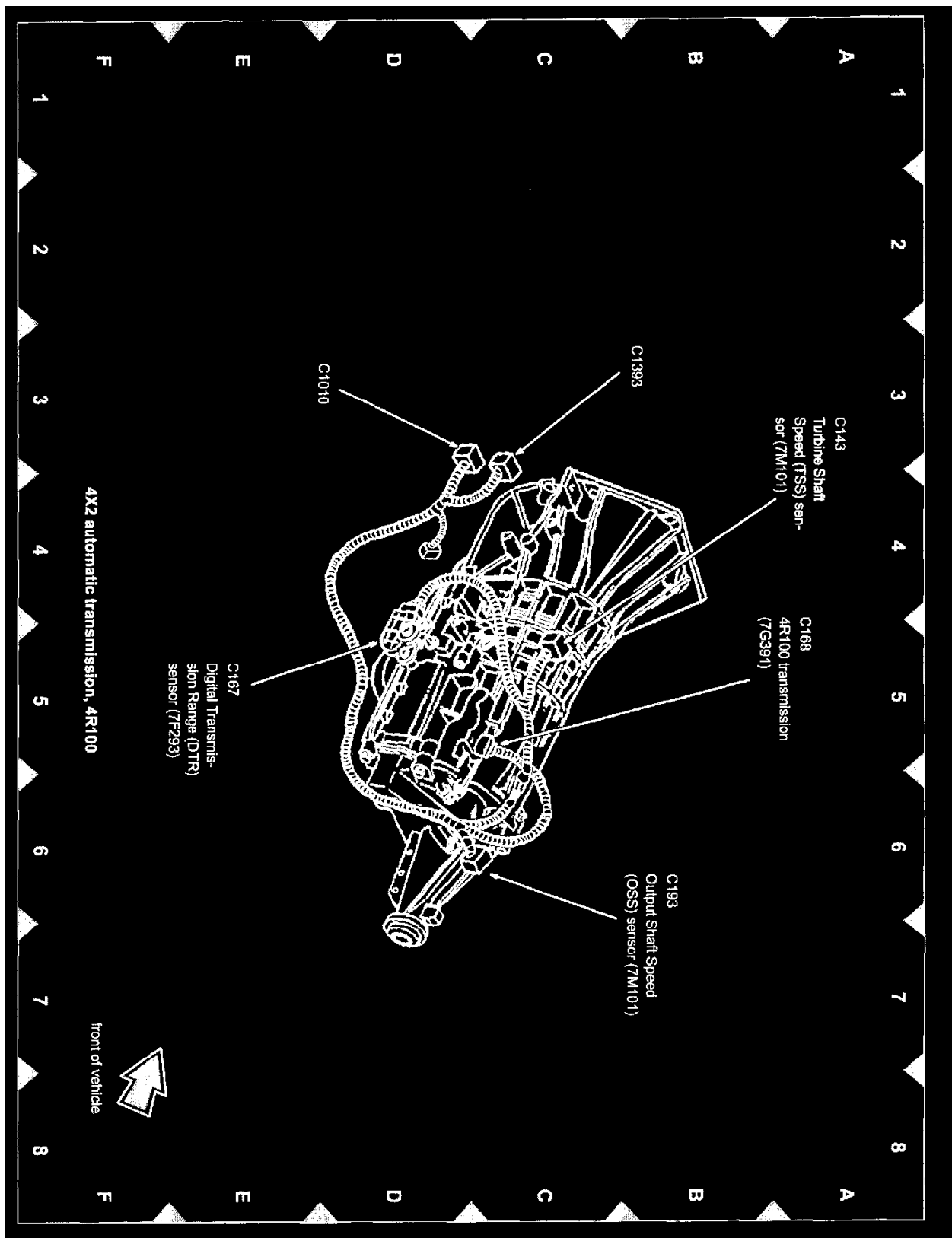
View 151-1



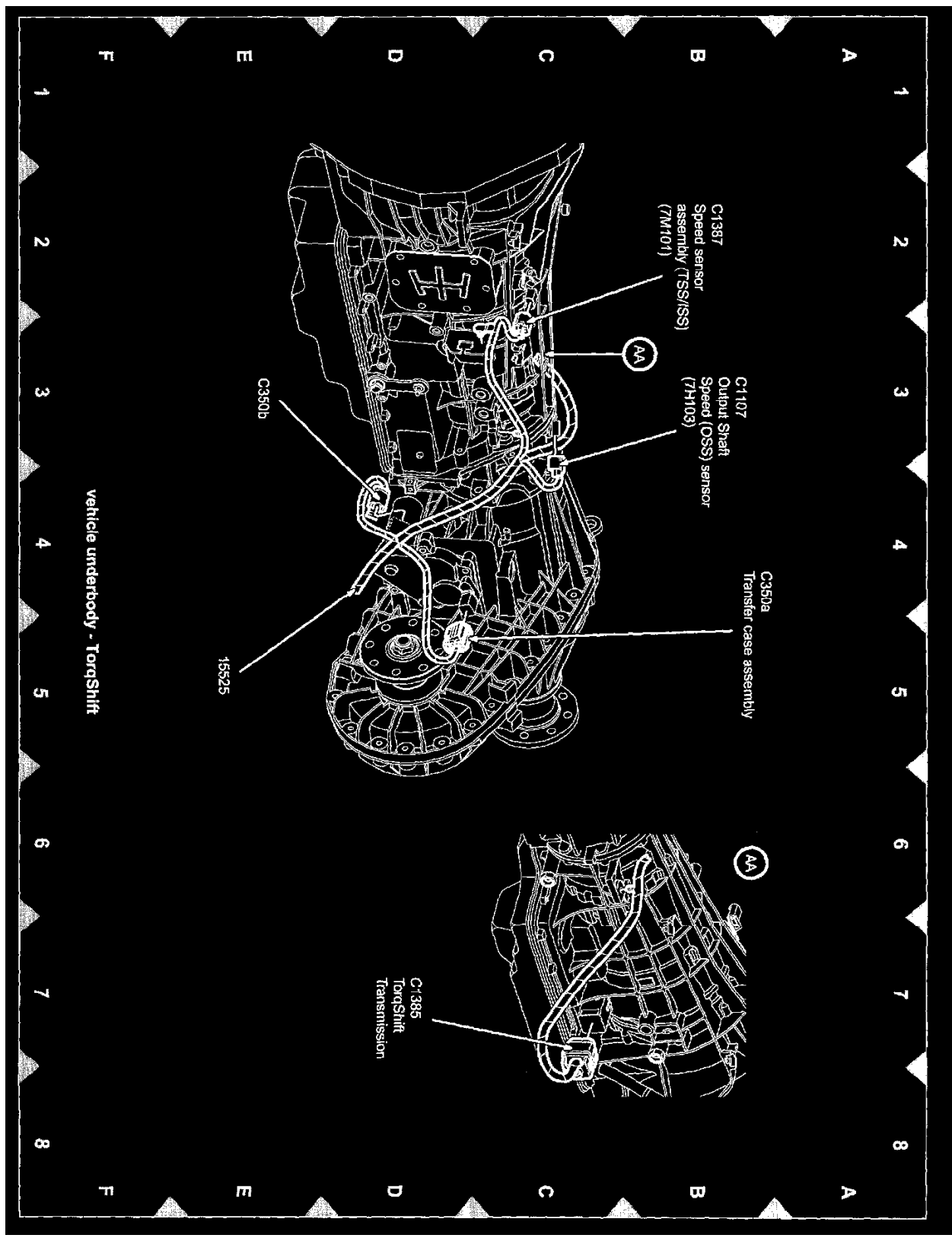
View 151-8



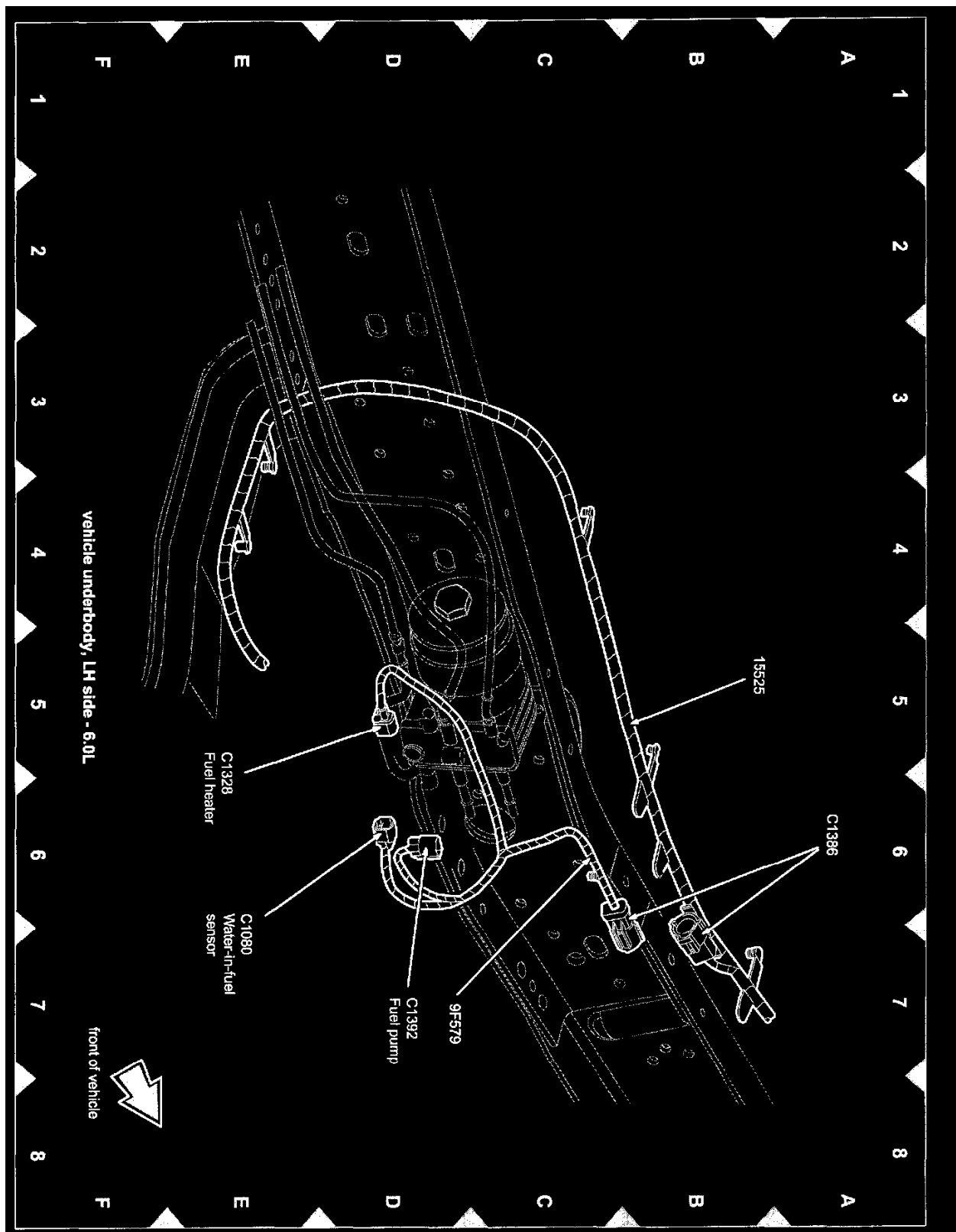
View 151-9



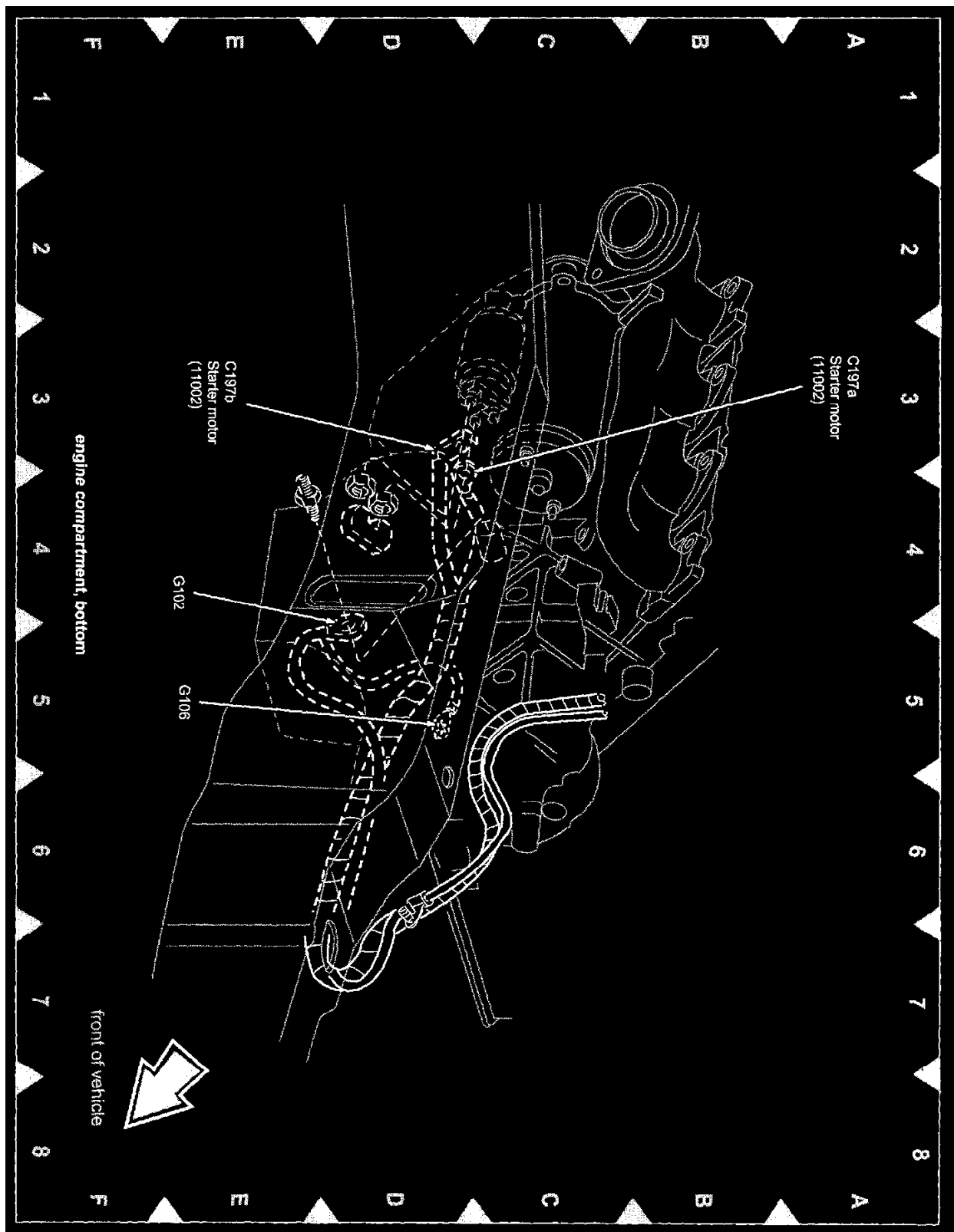
View 151-11



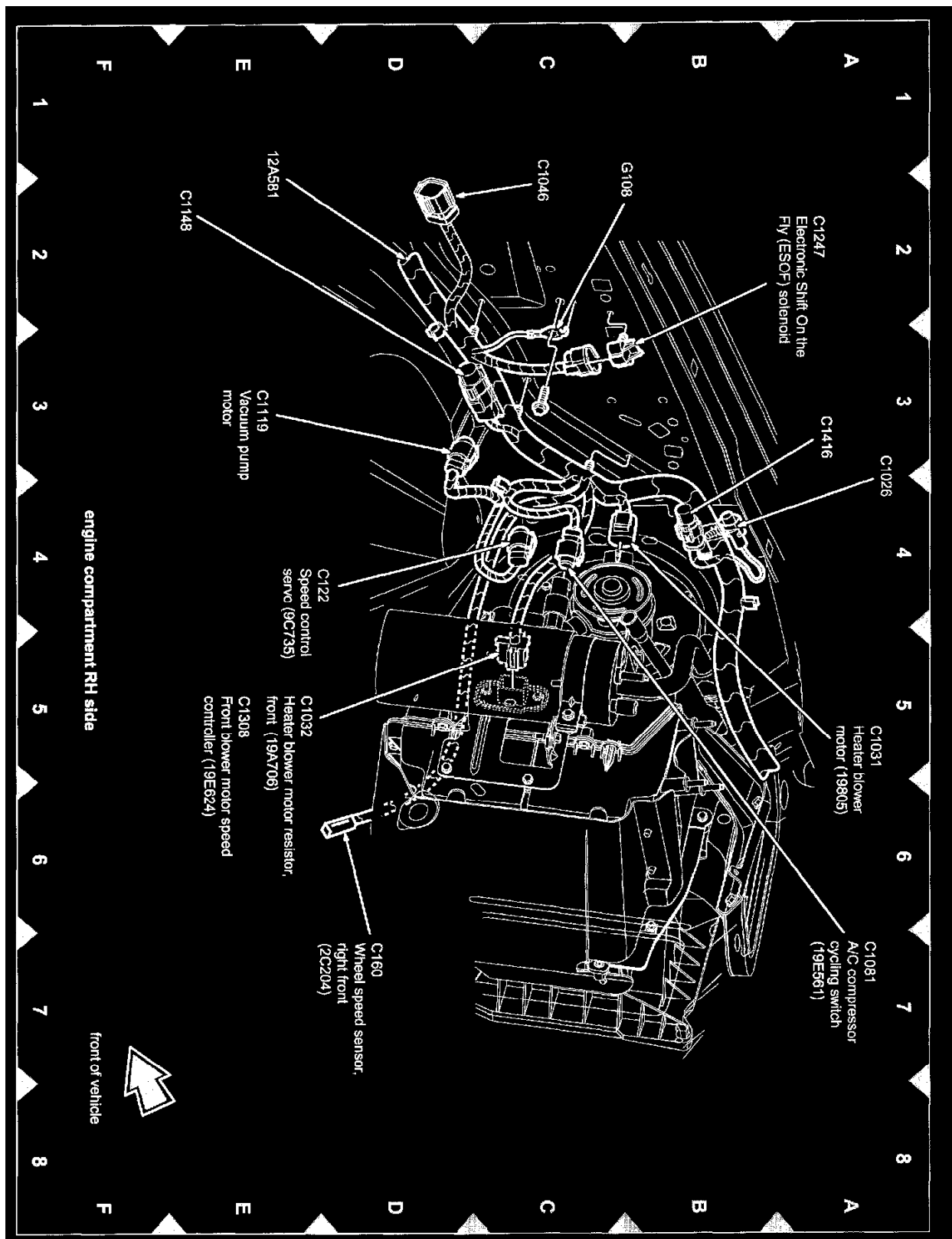
View 151-12



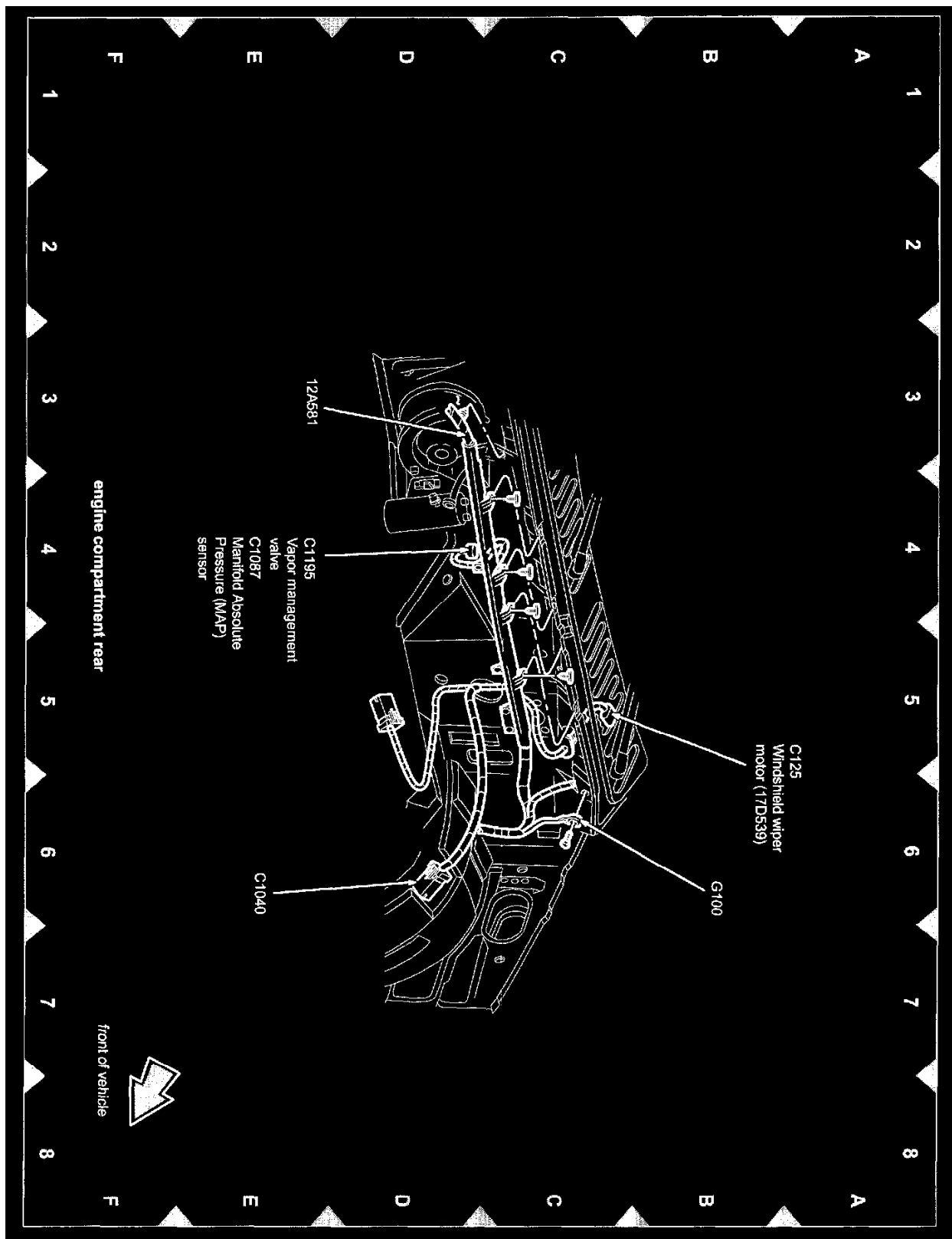
View 151-13



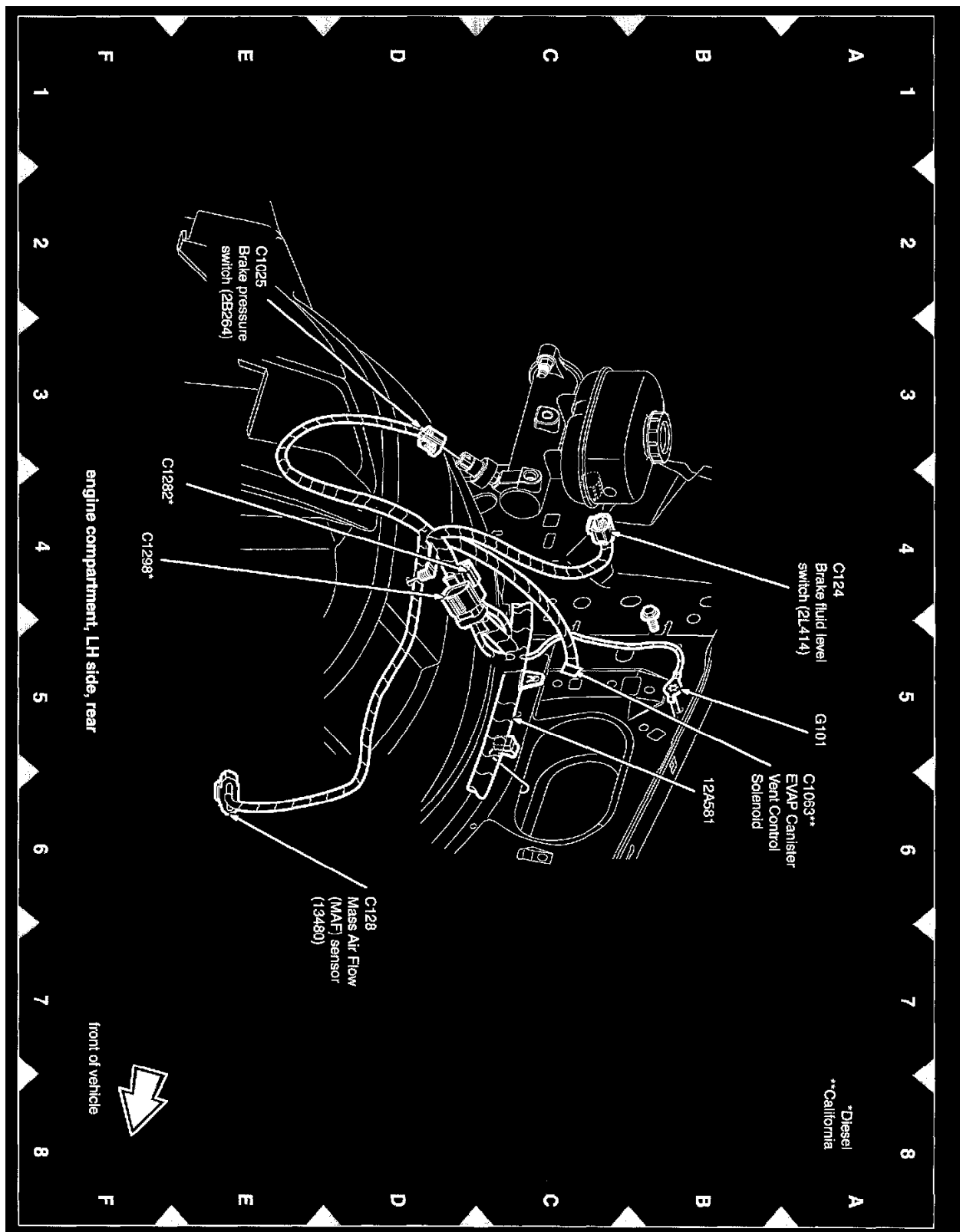
View 151-14



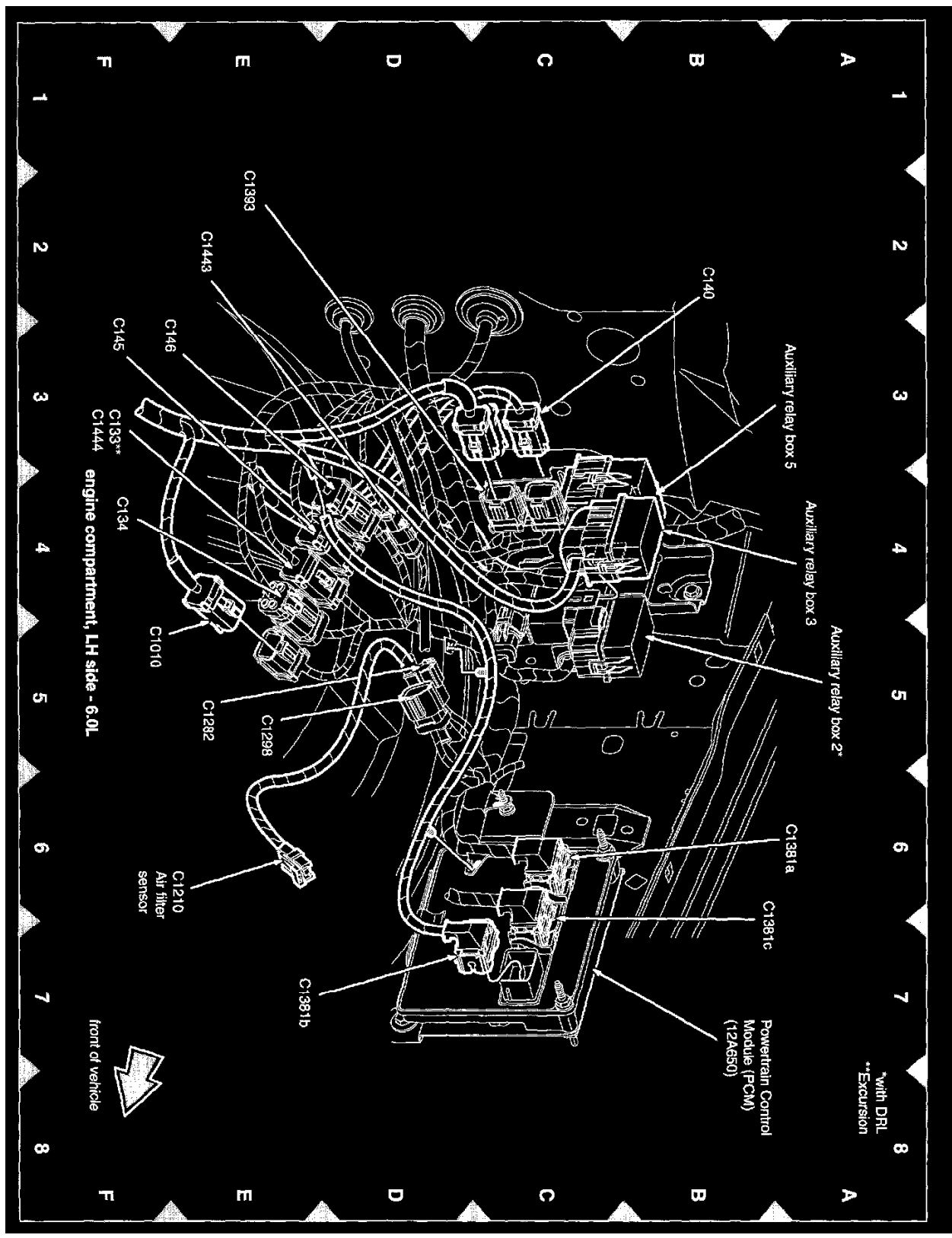
View 151-15



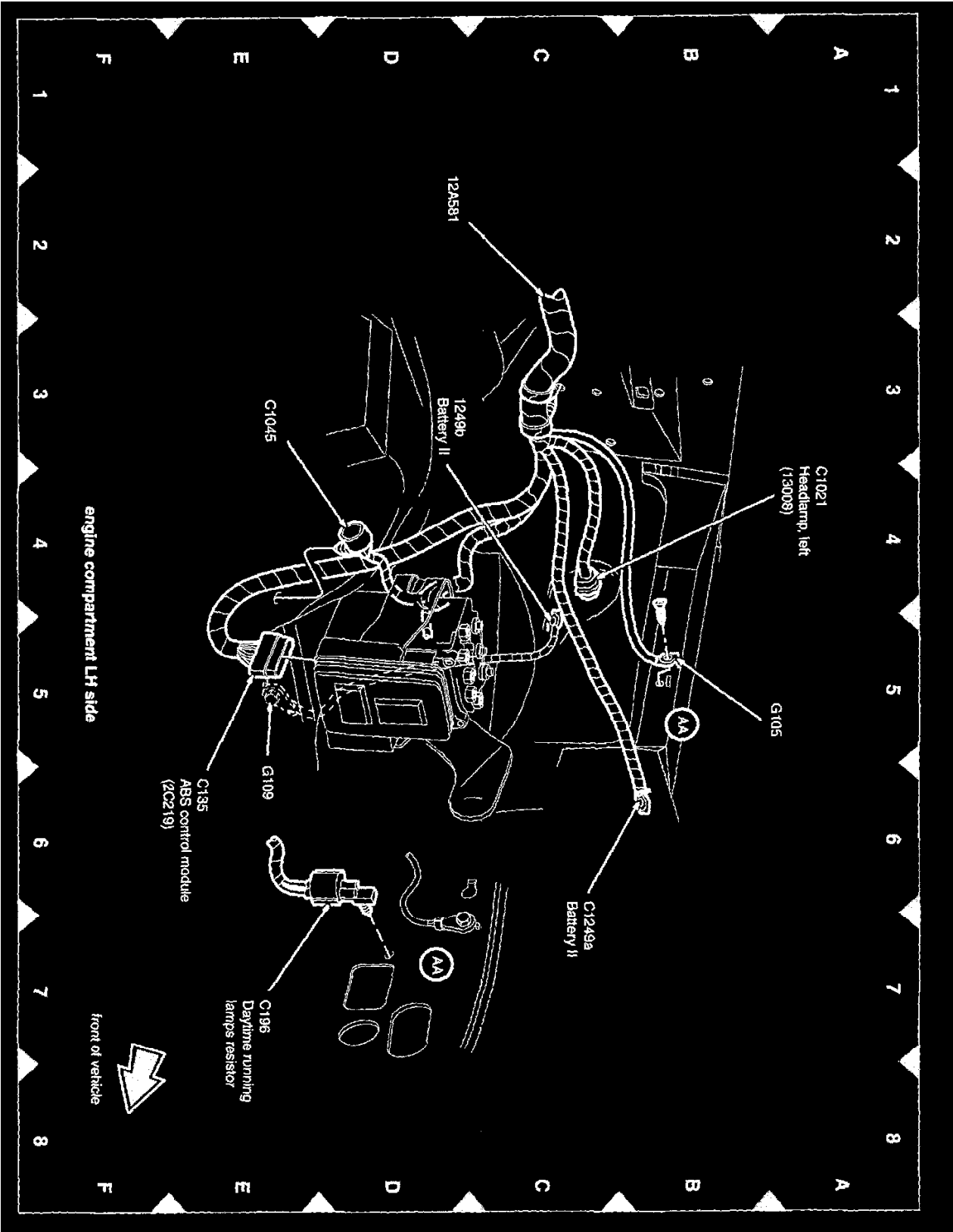
View 151-17



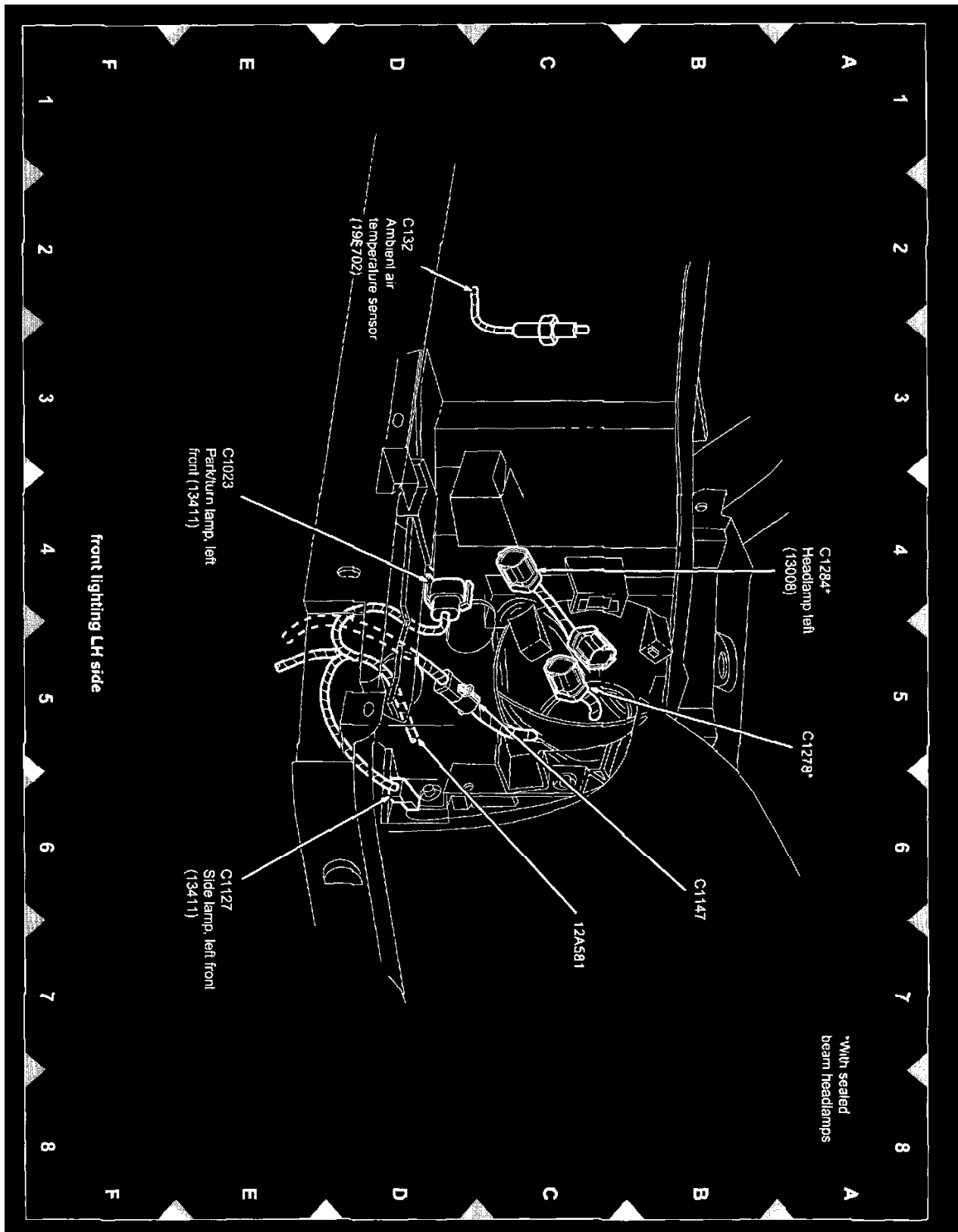
View 151-18



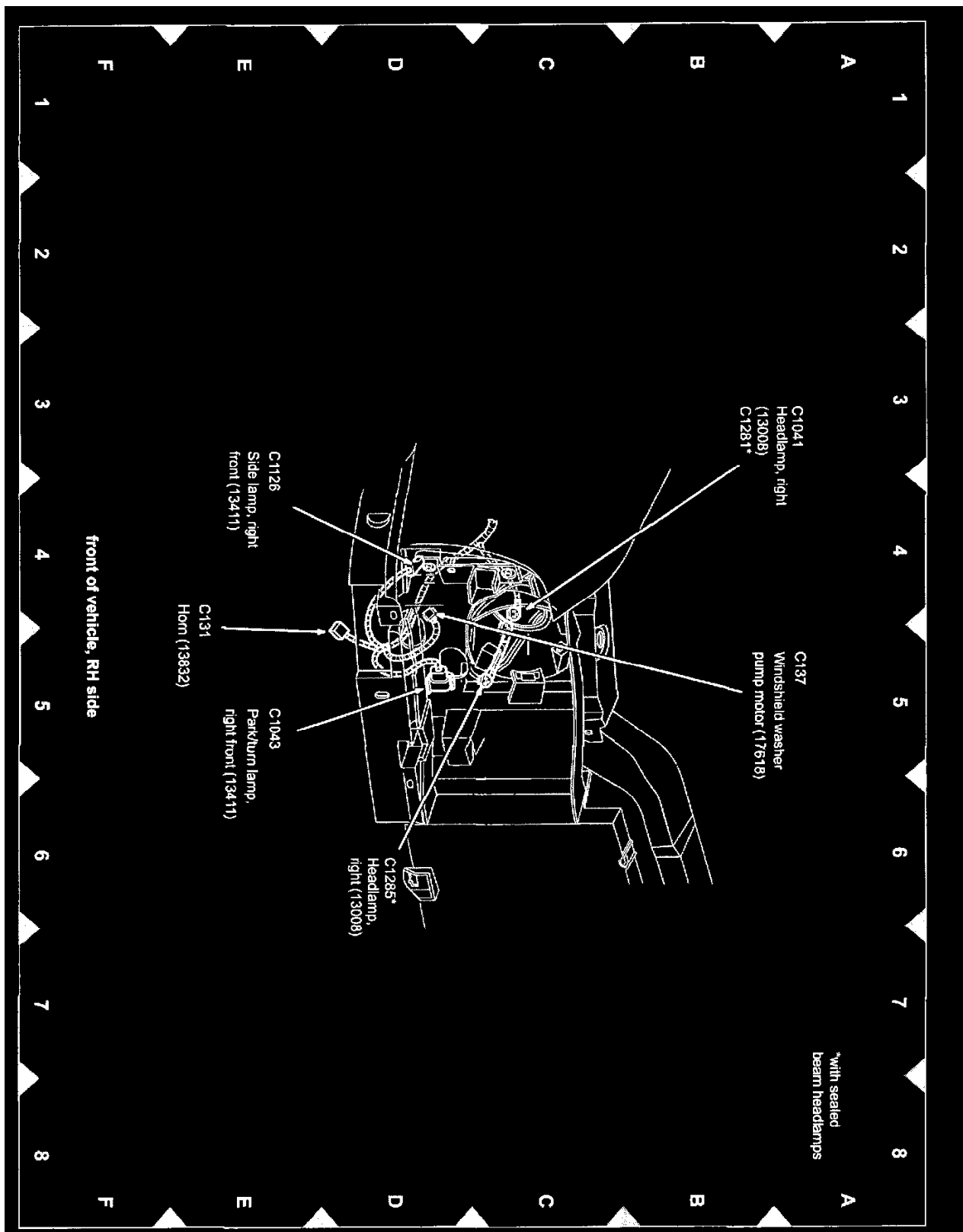
View 151-20



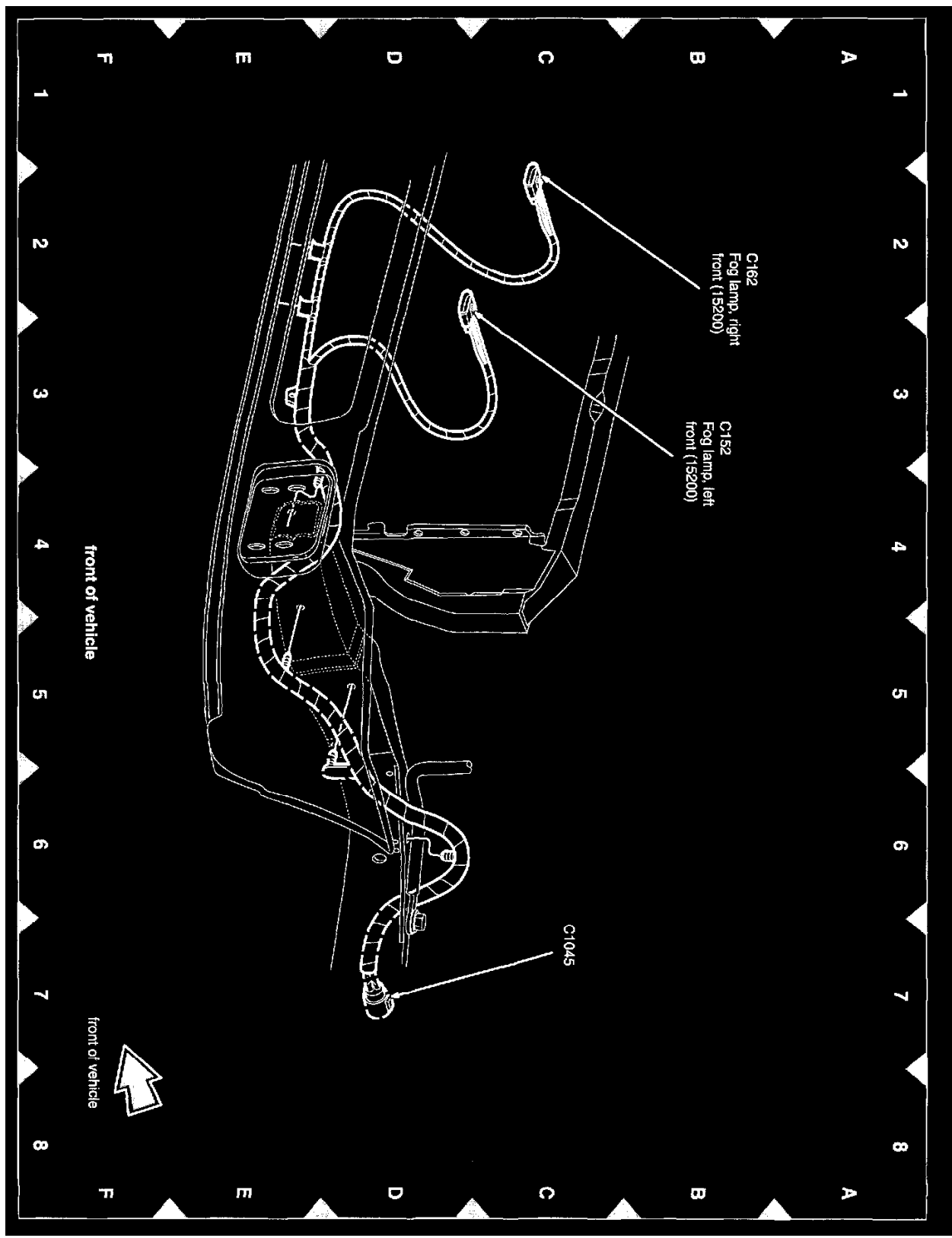
View 151-21



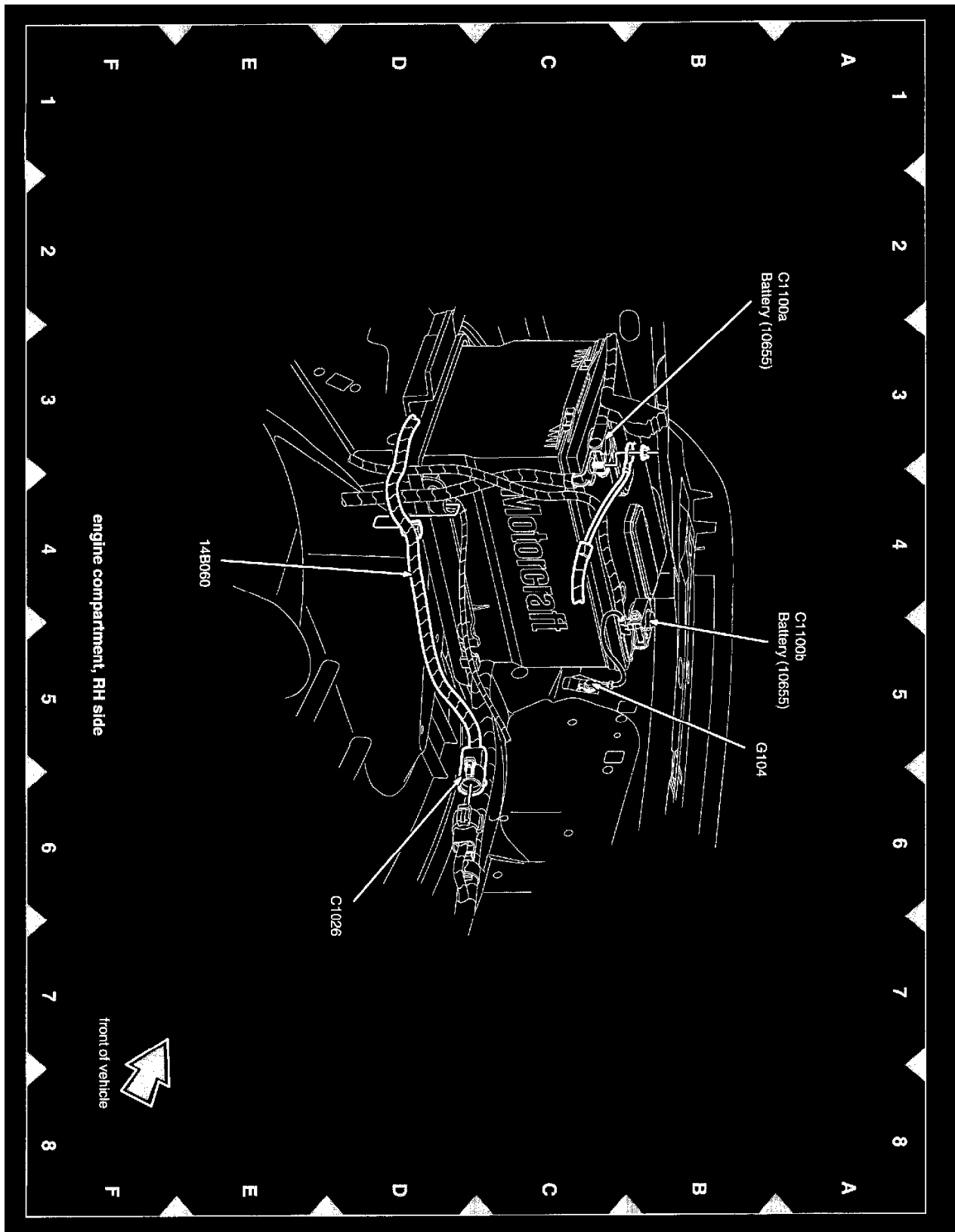
View 151-22



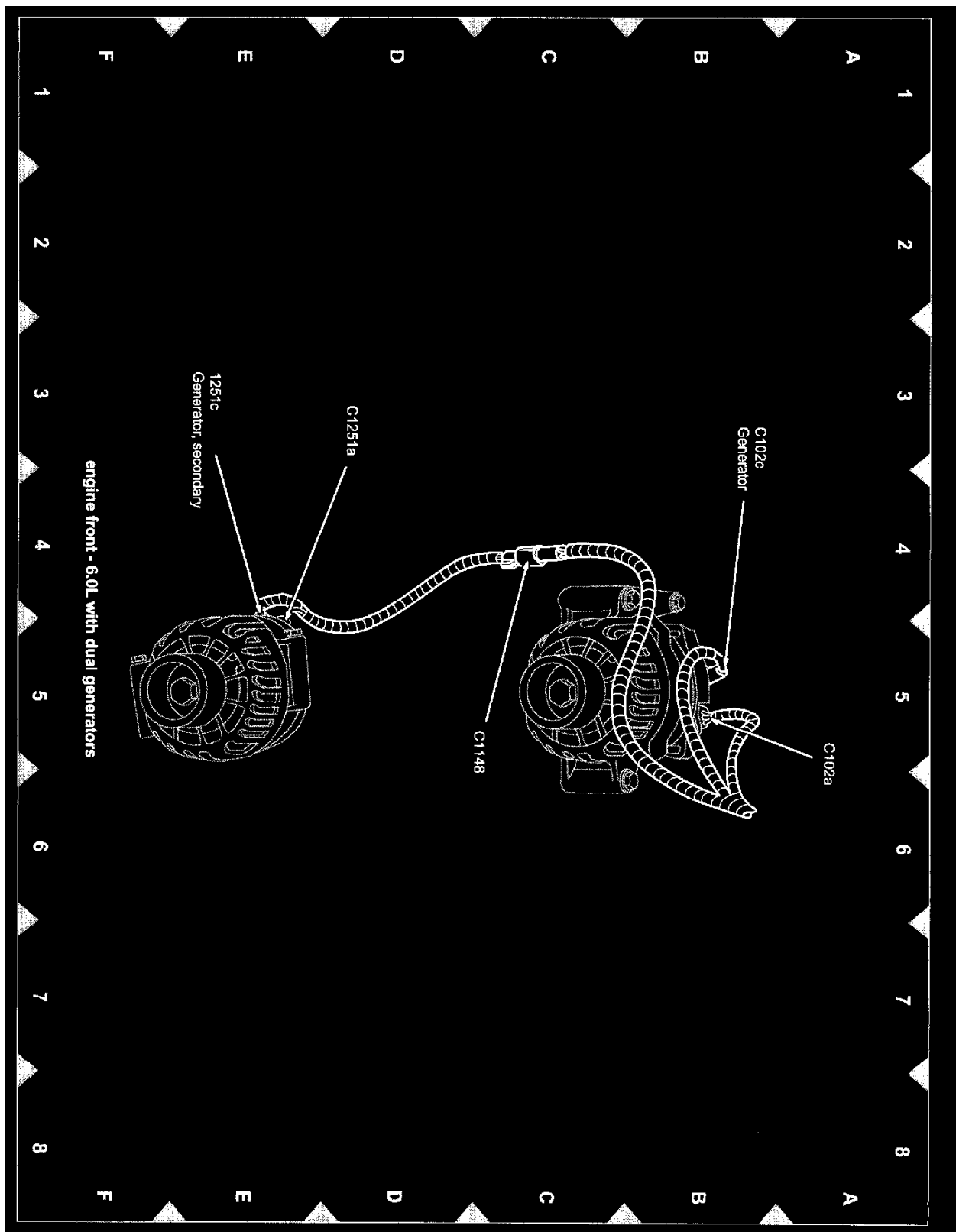
View 151-23



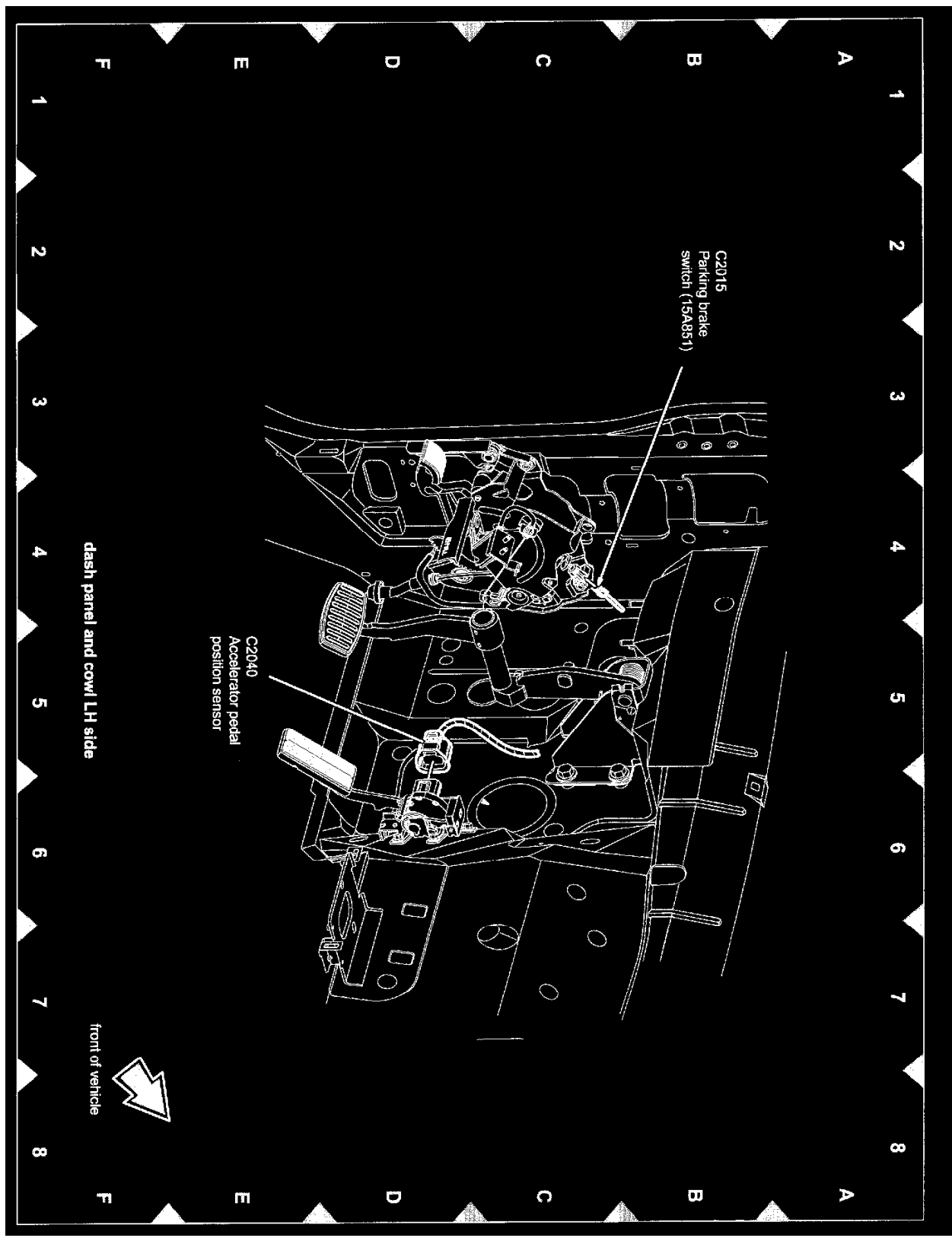
View 151-24



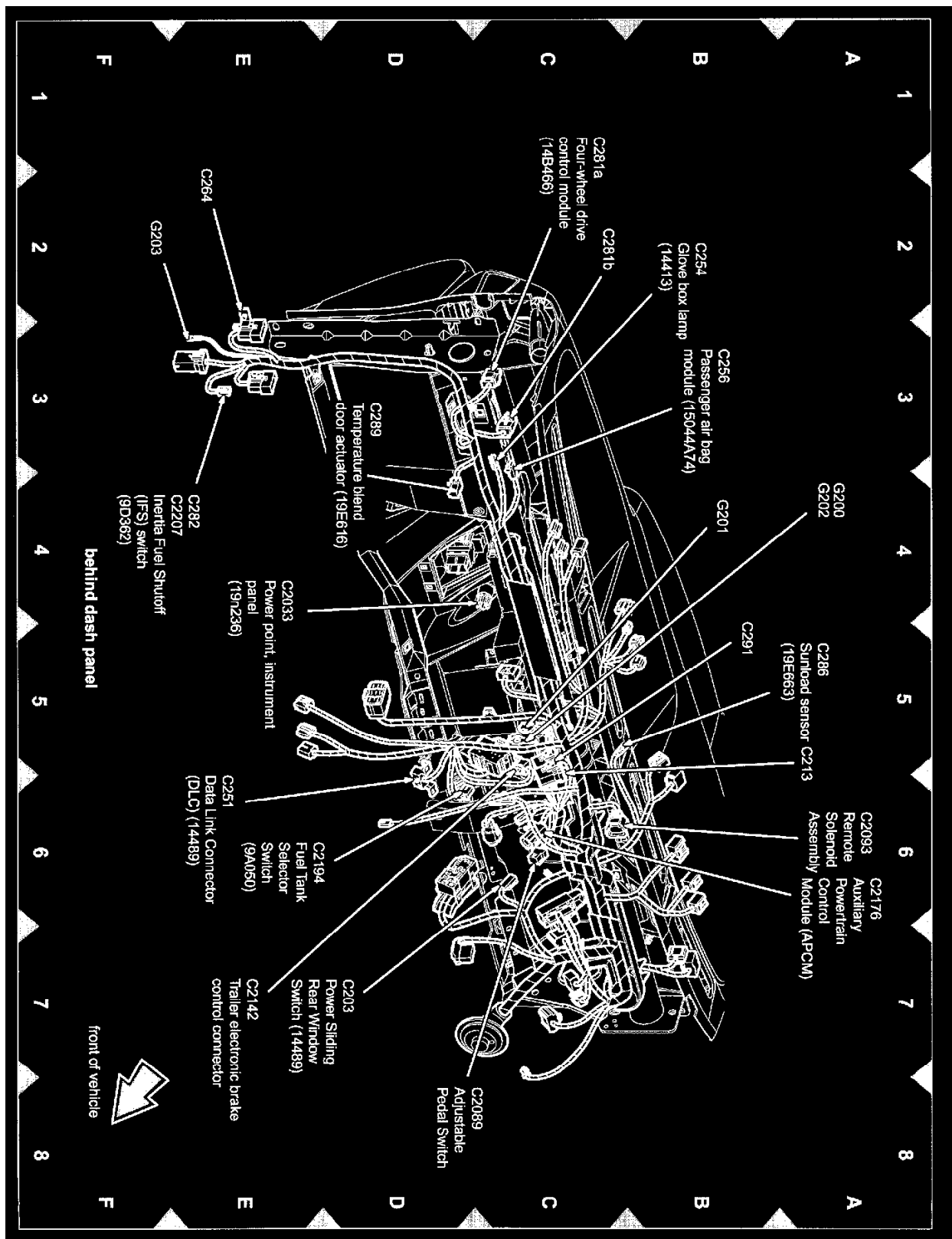
View 151-25



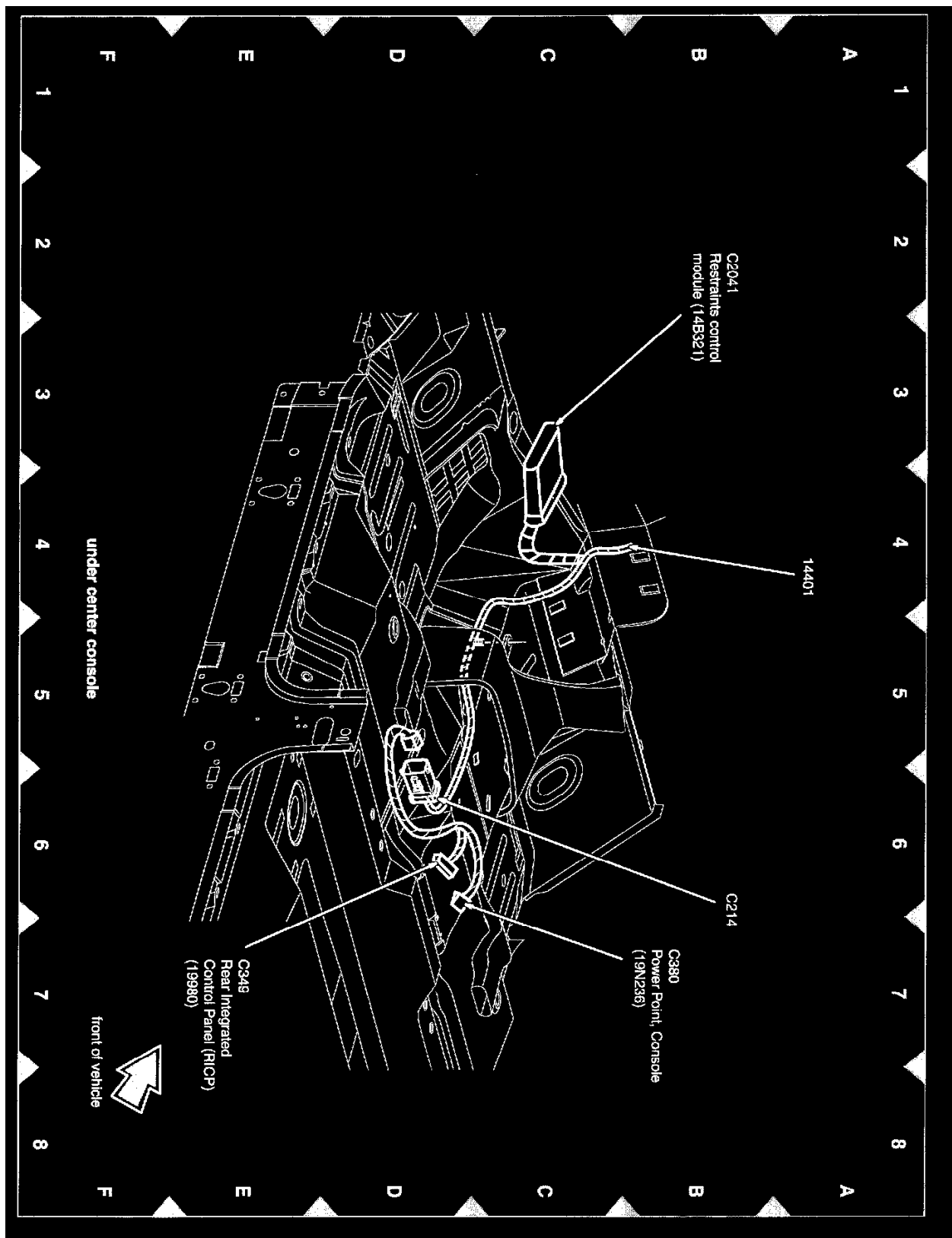
View 151-26



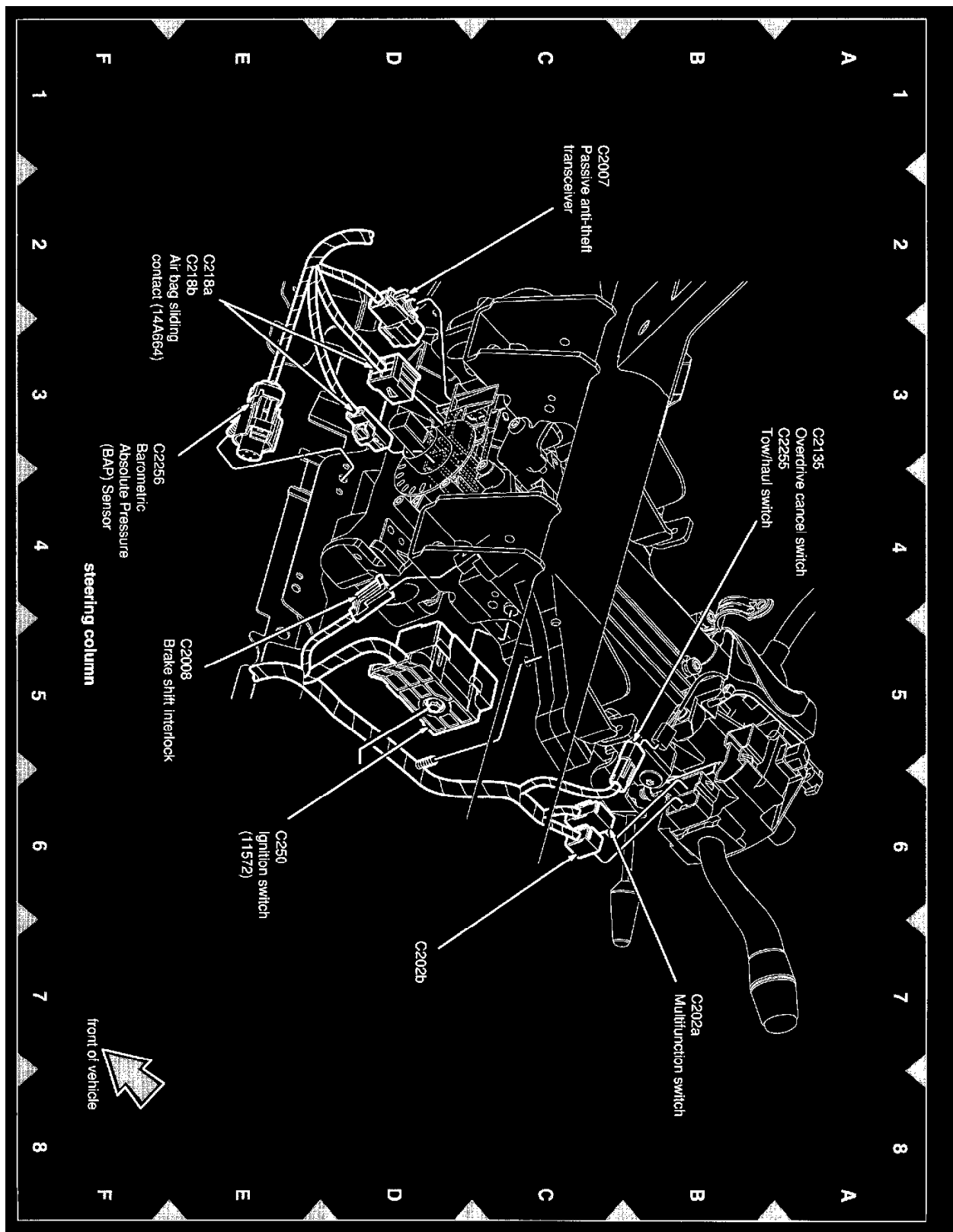
View 151-27



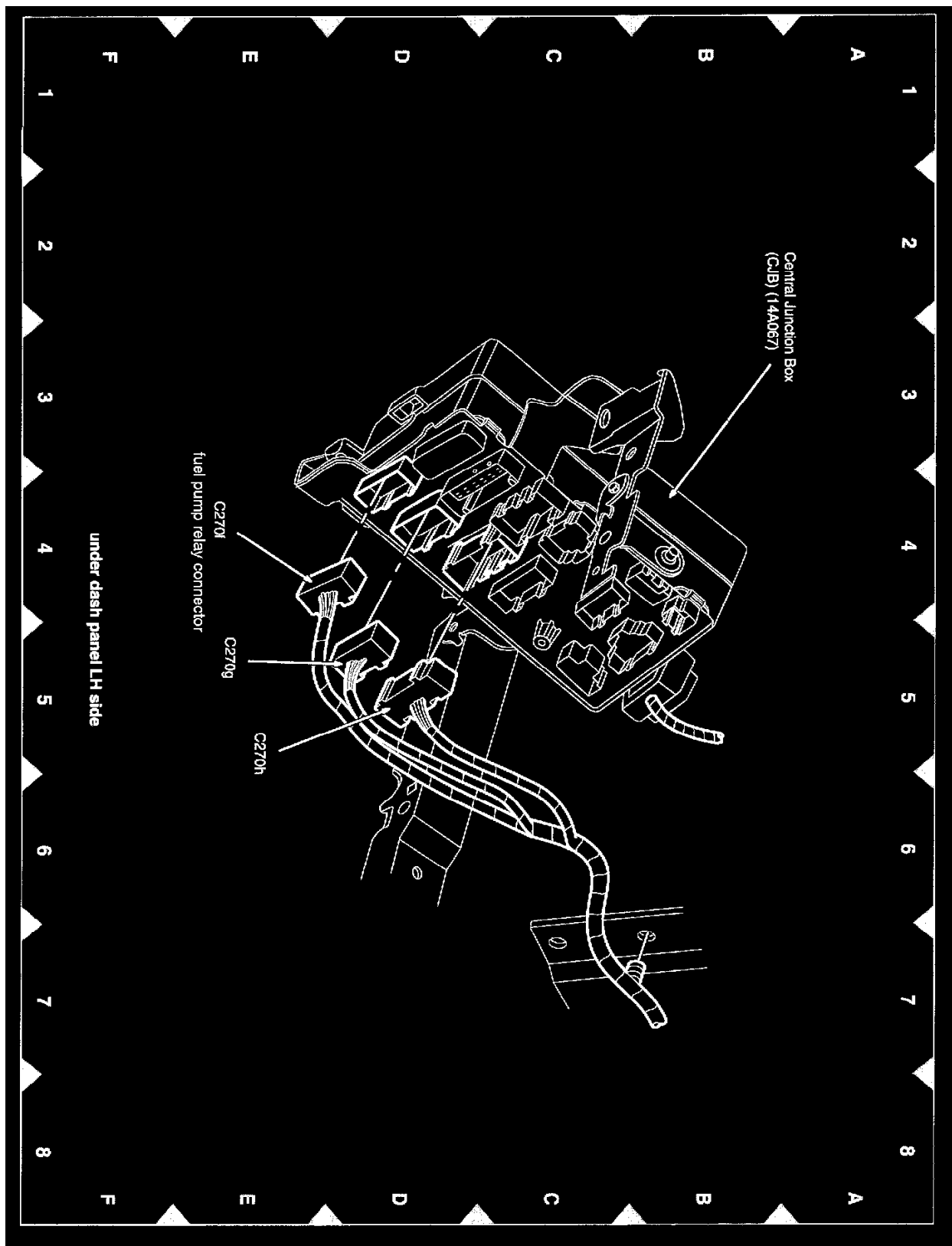
View 151-28



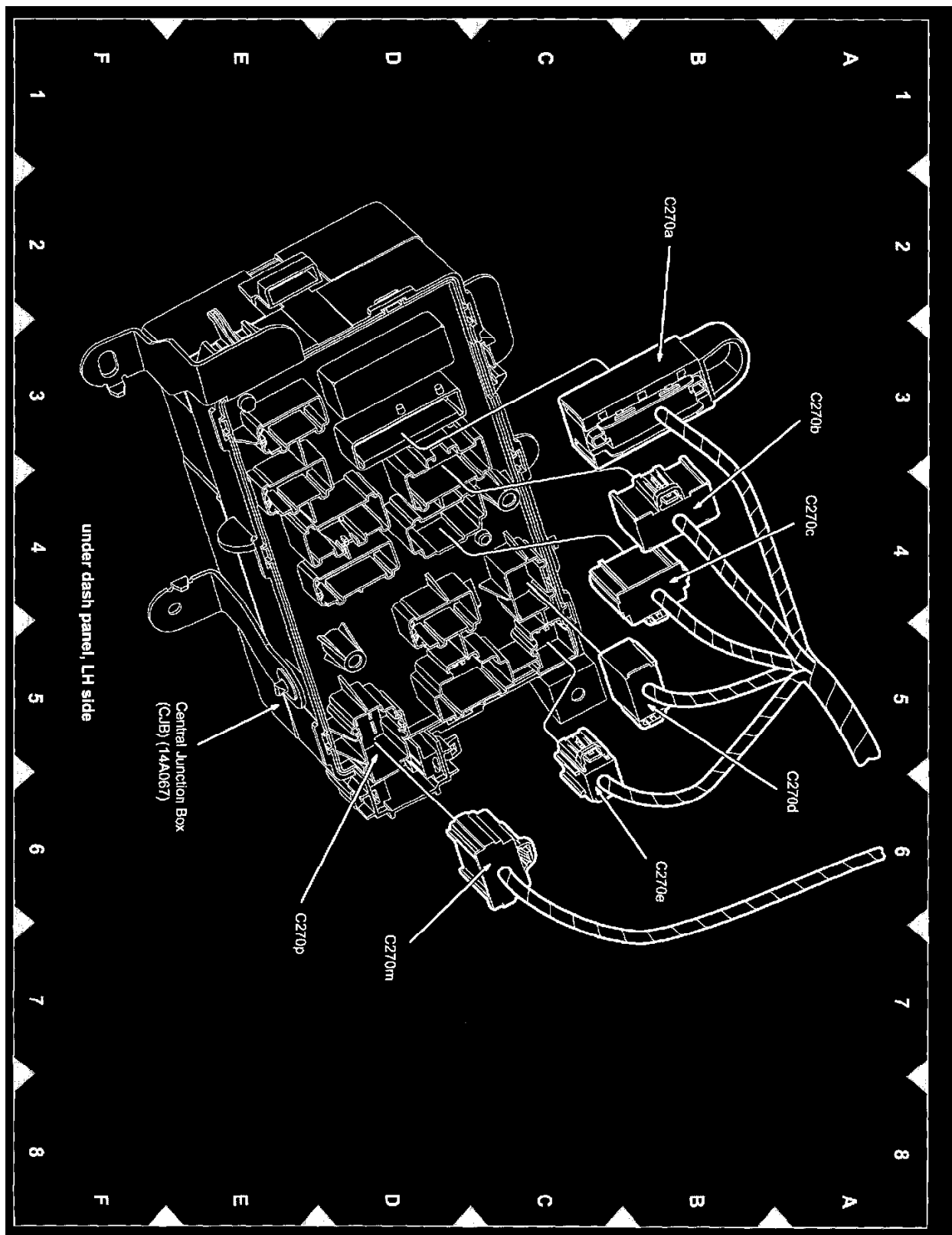
View 151-29



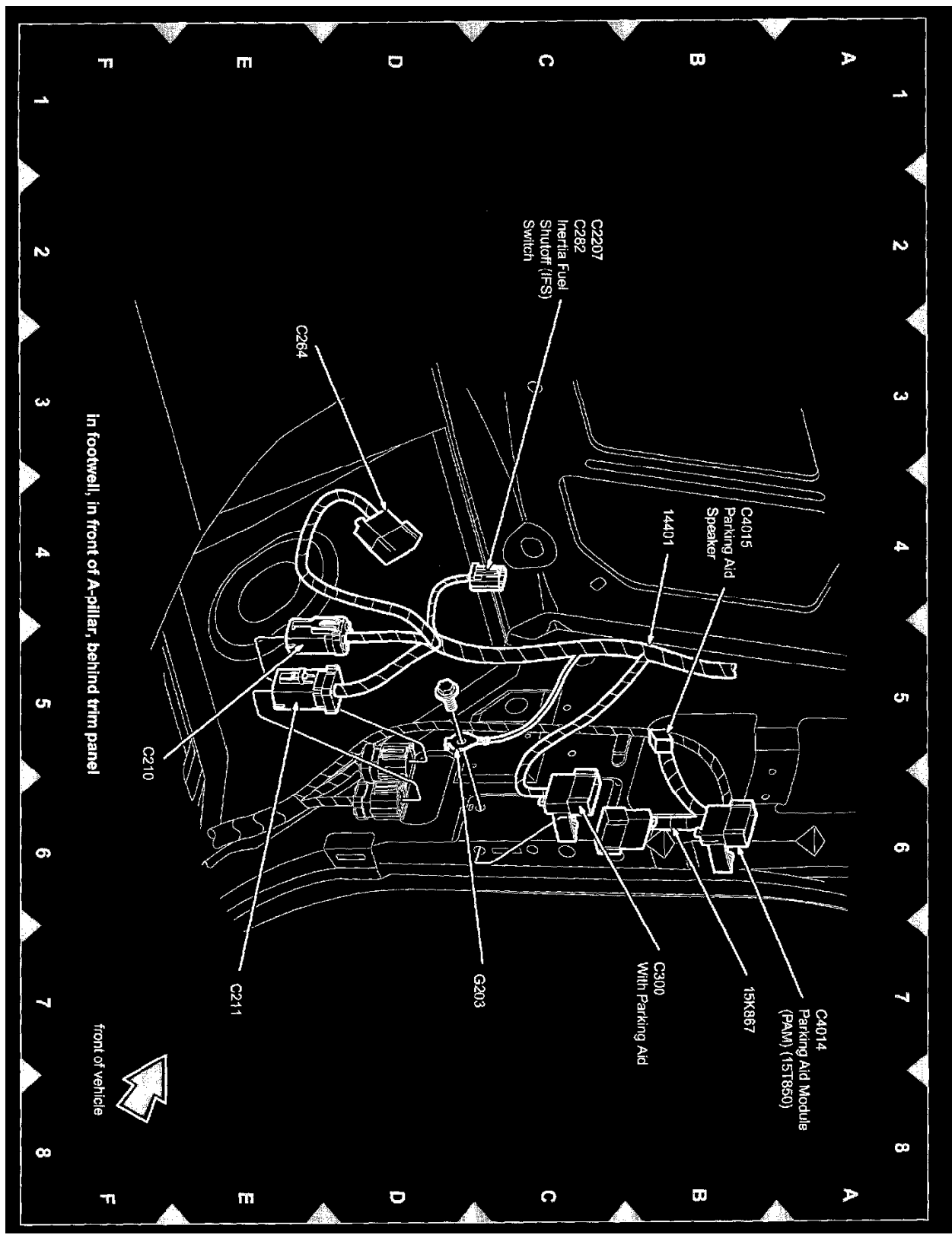
View 151-30



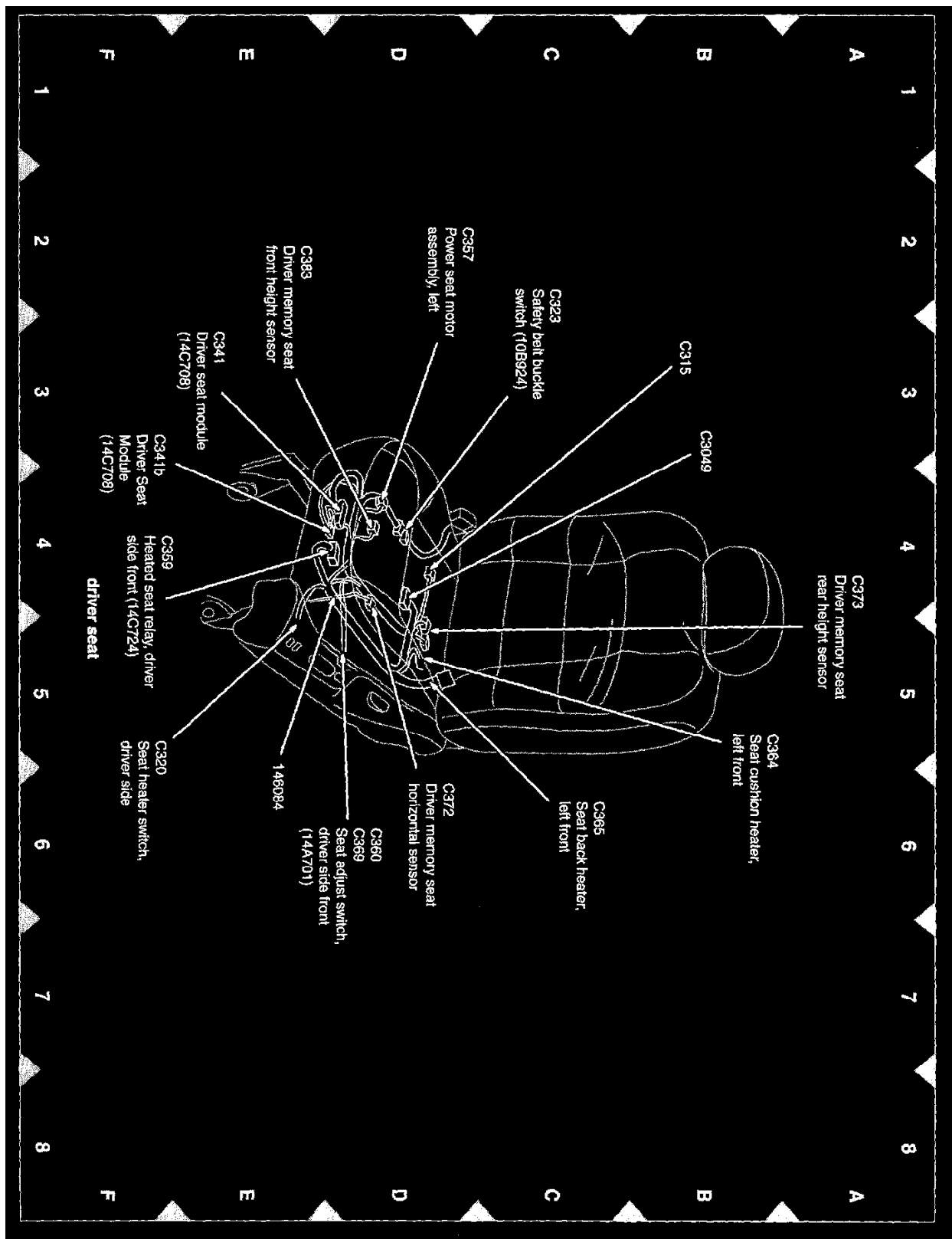
View 151-31



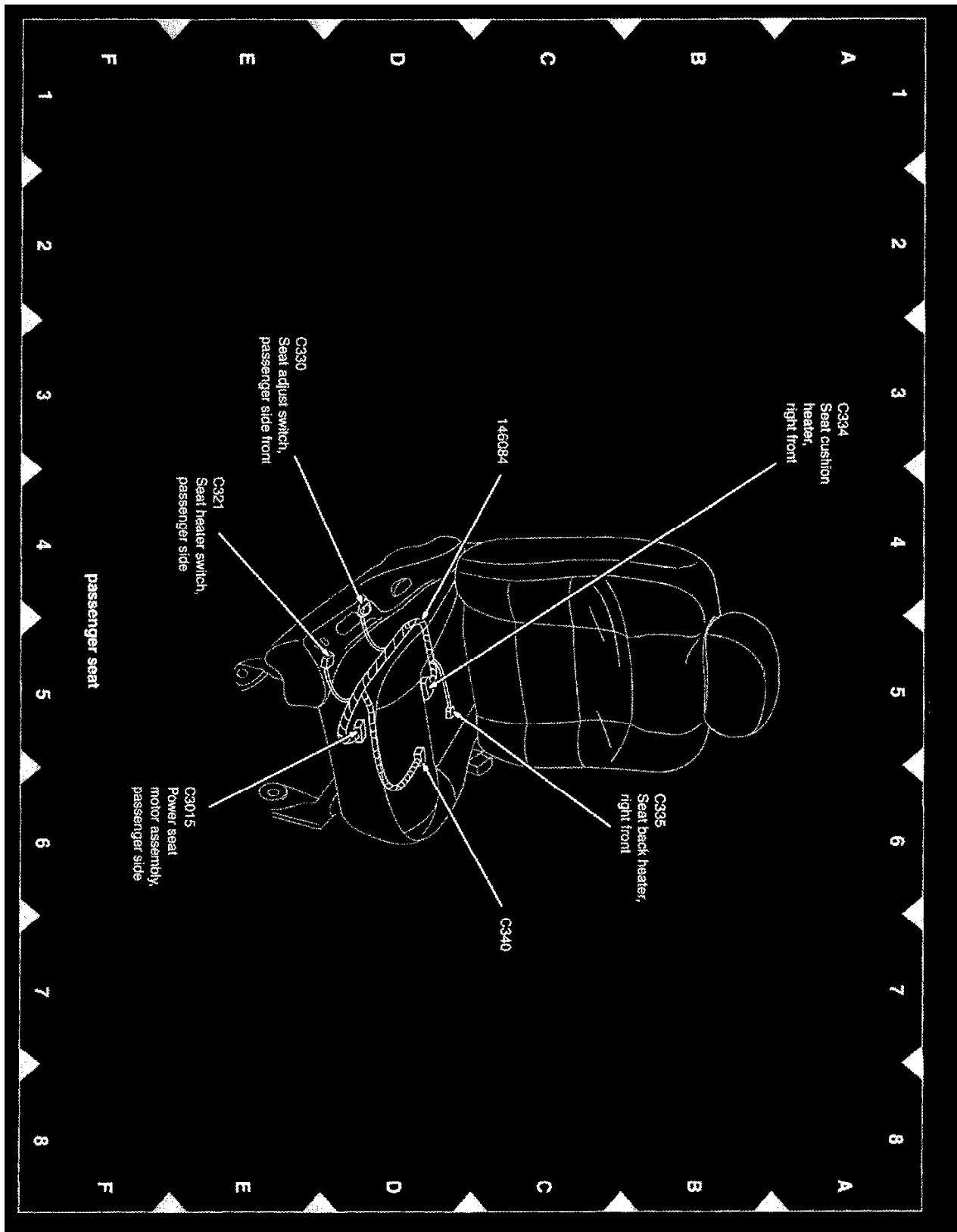
View 151-32



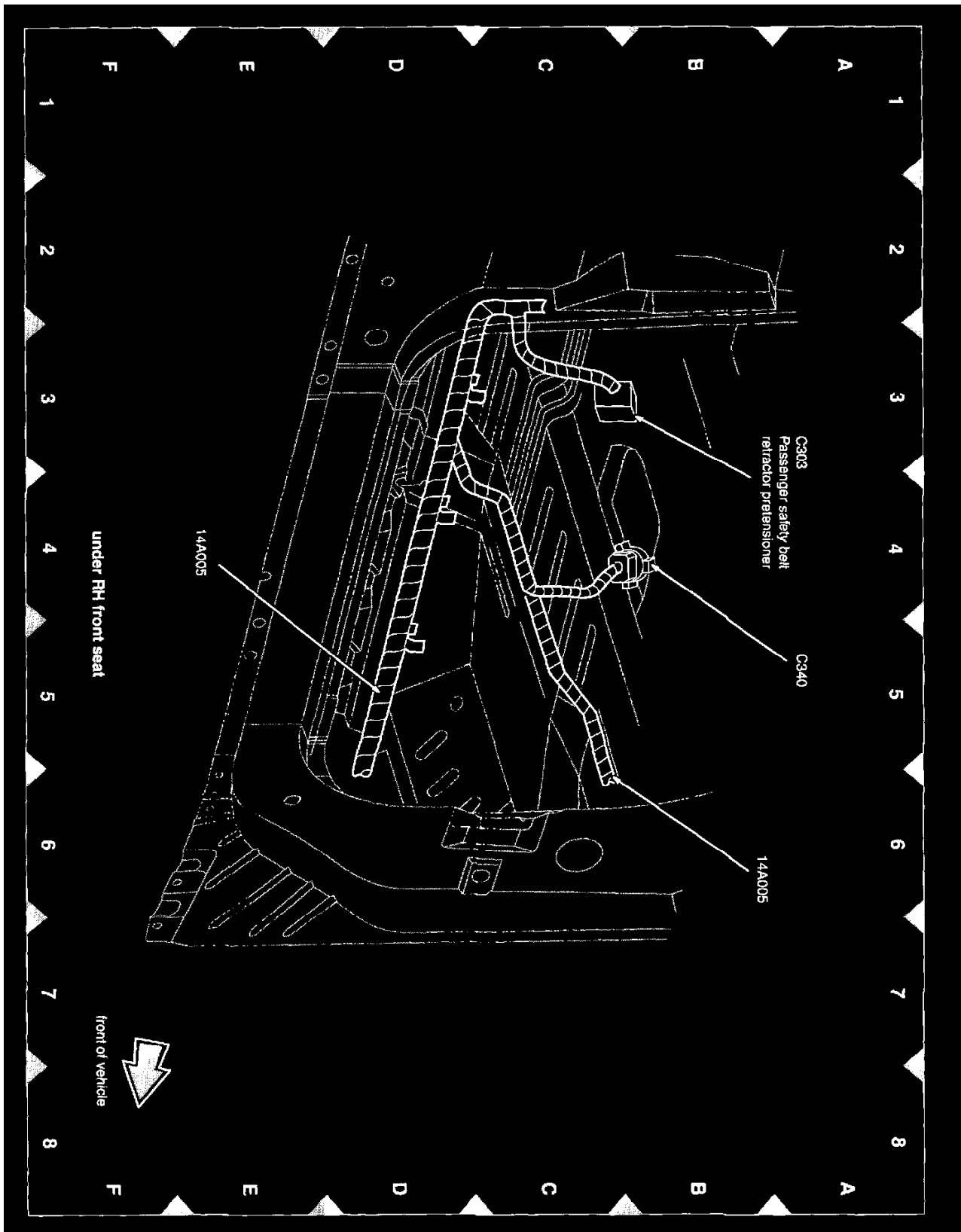
View 151-33



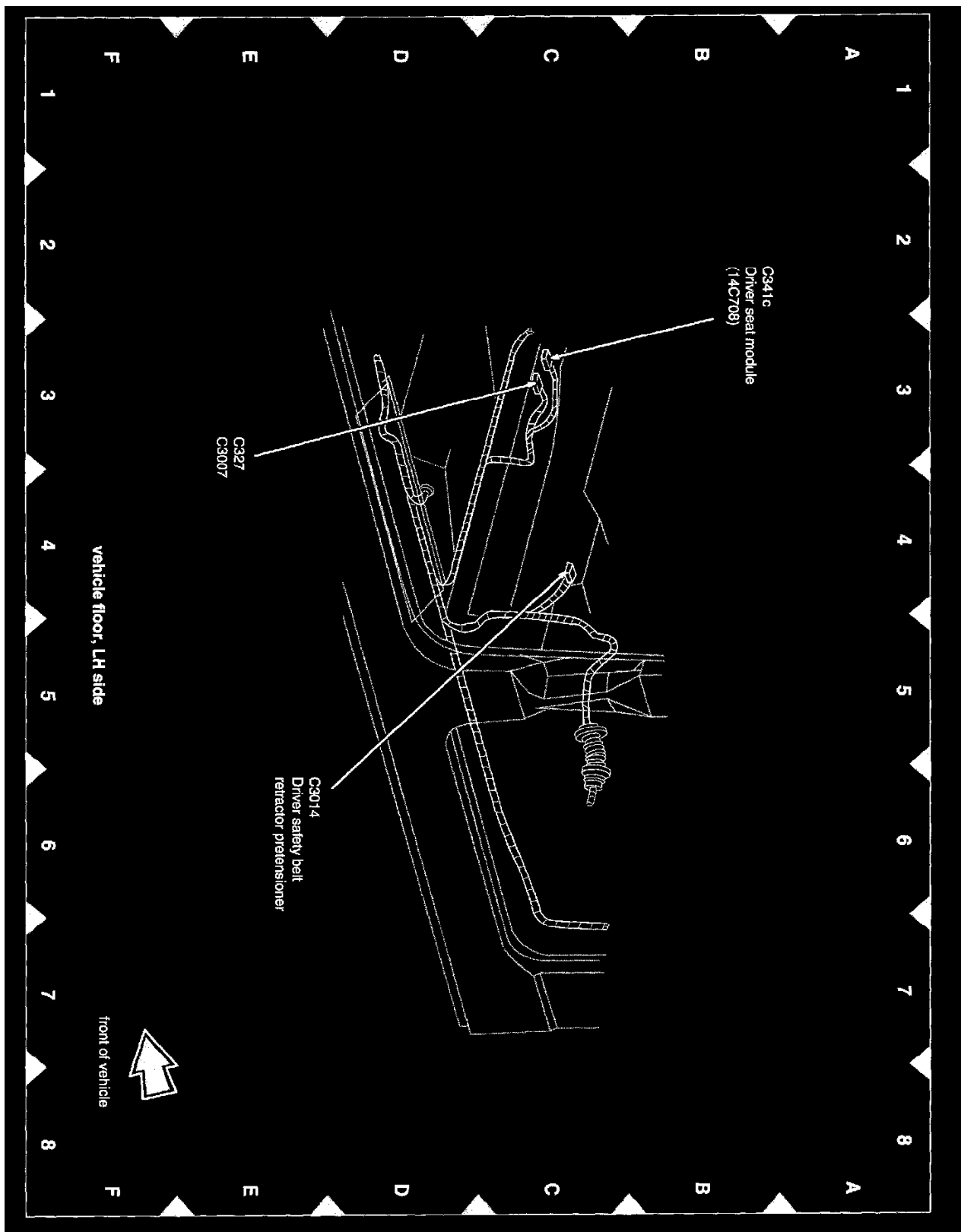
View 151-34



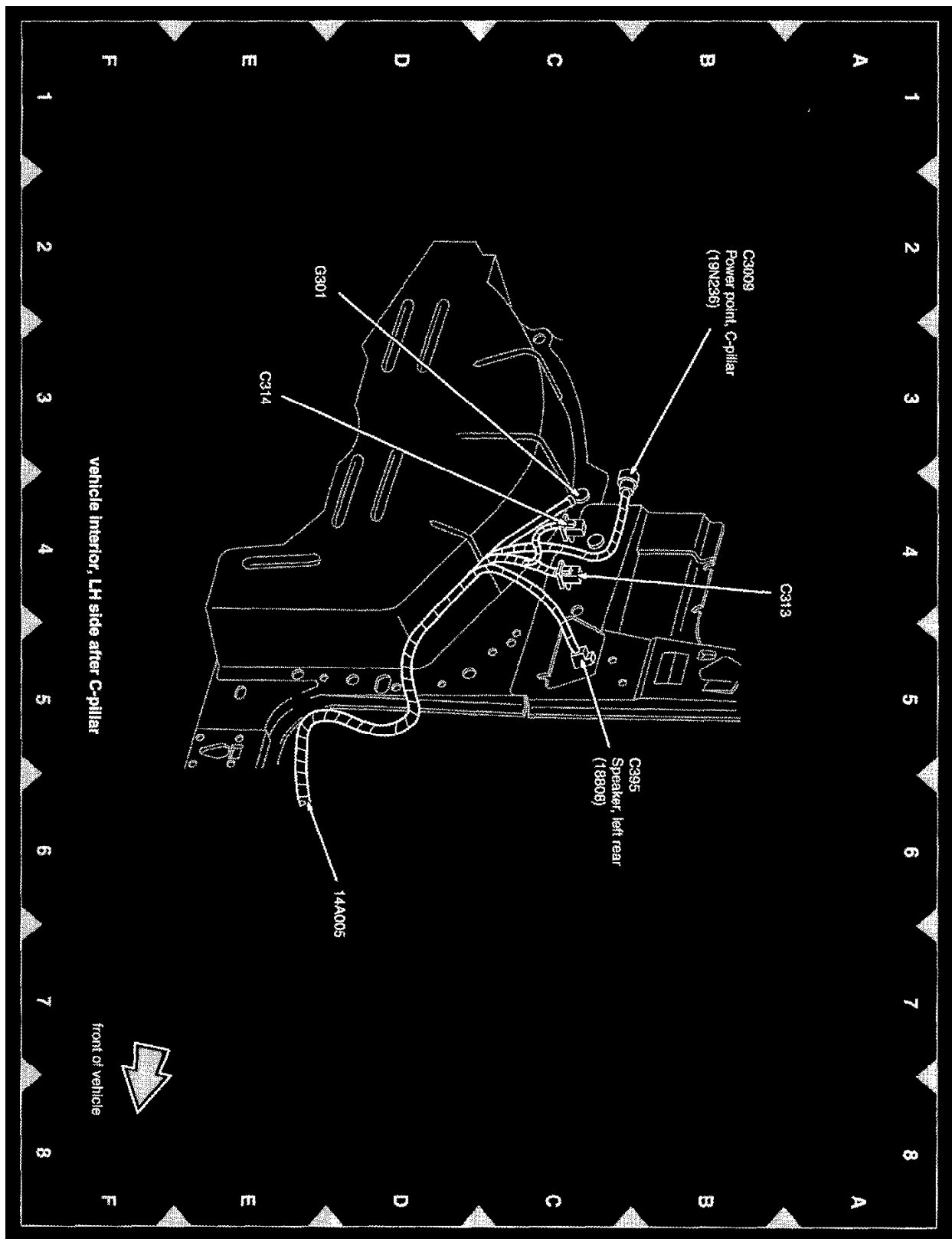
View 151-35



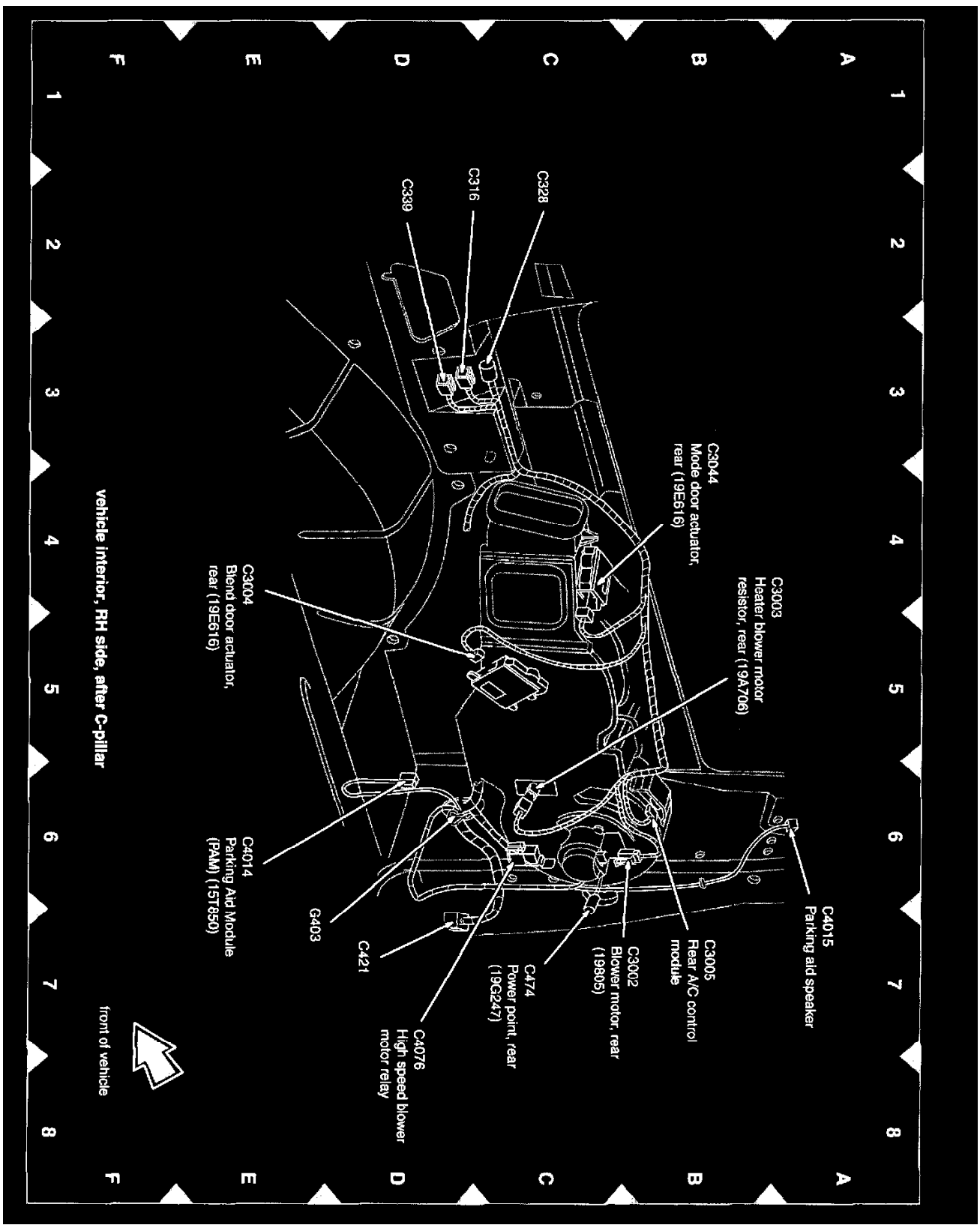
View 151-36



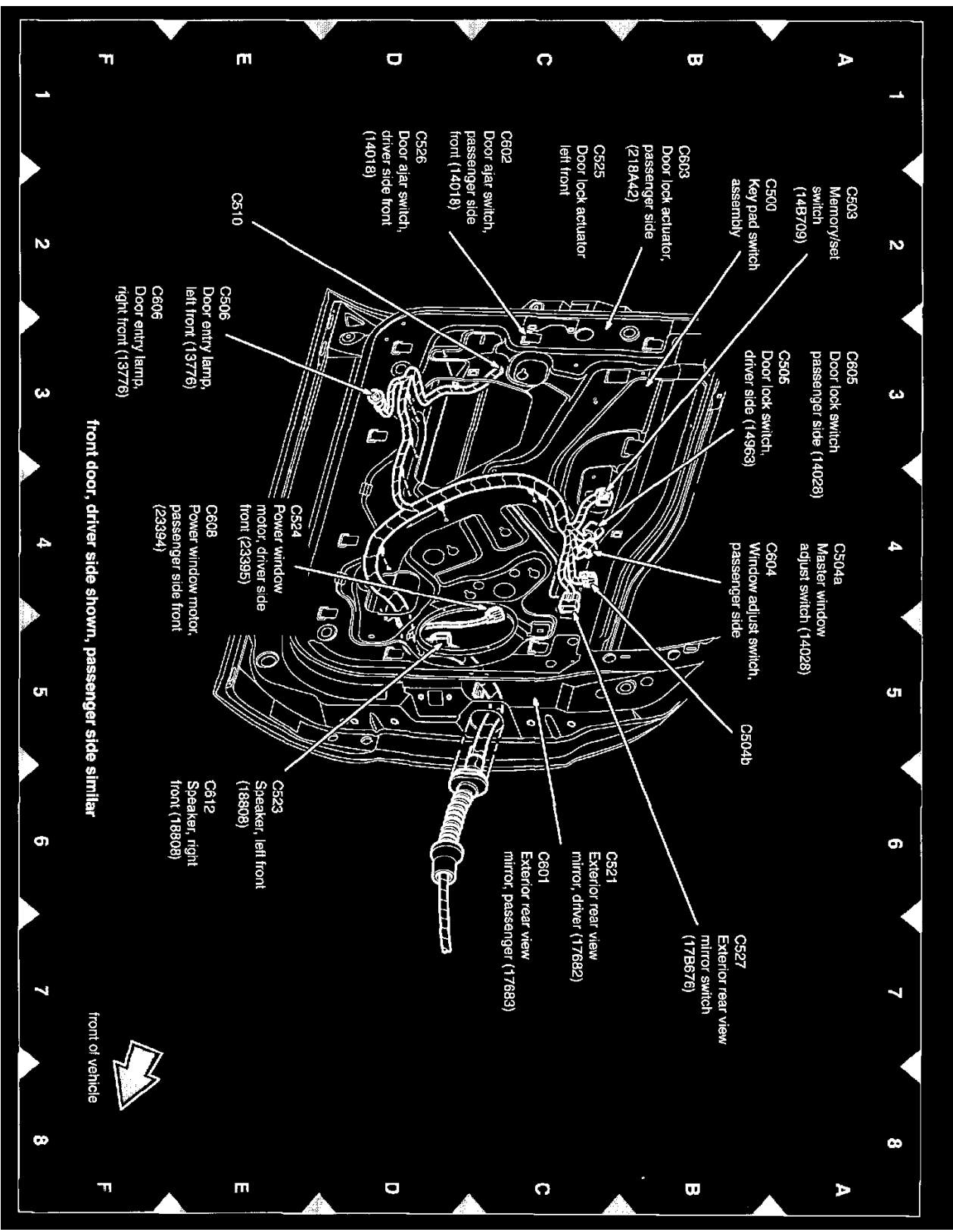
View 151-37



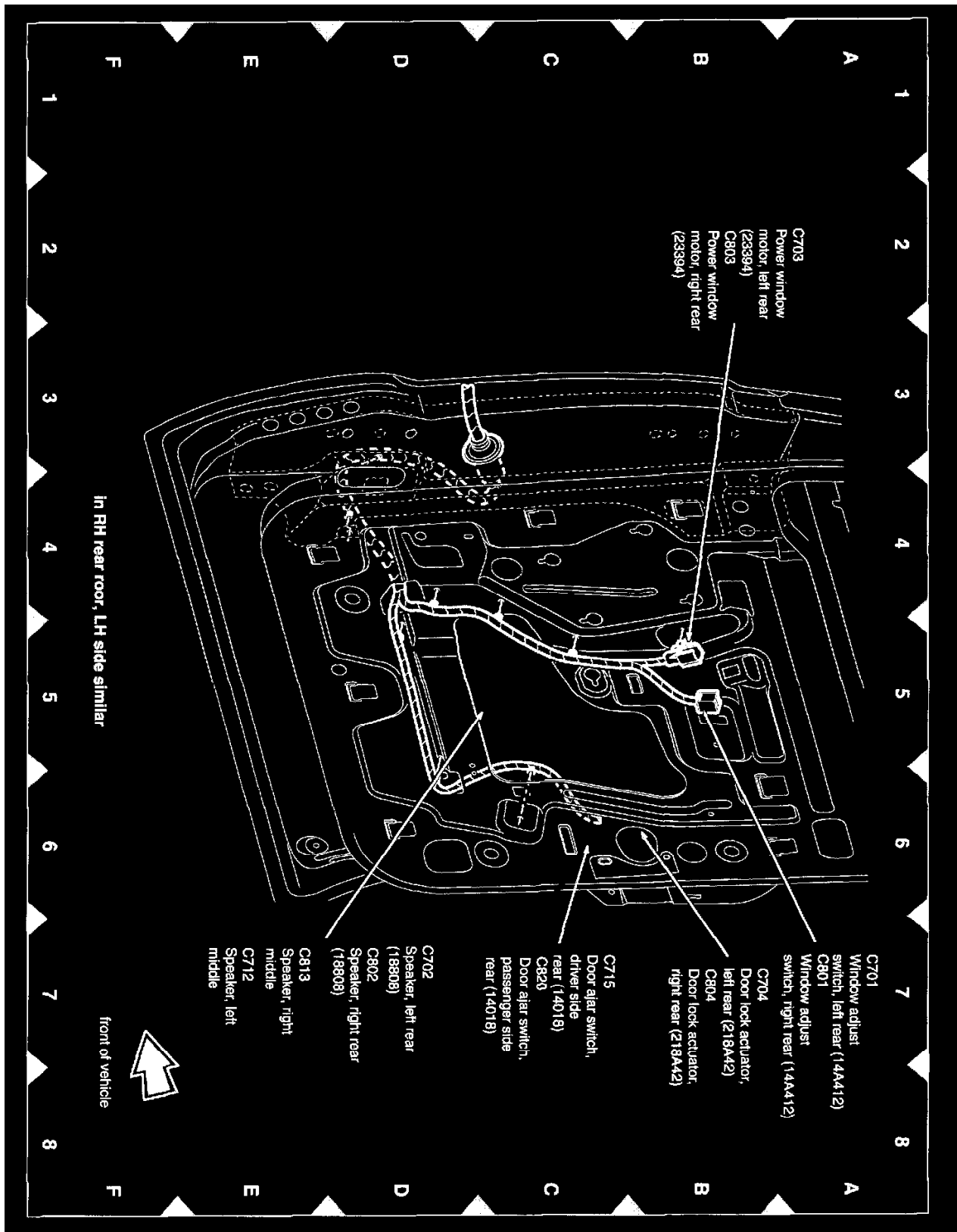
View 151-38



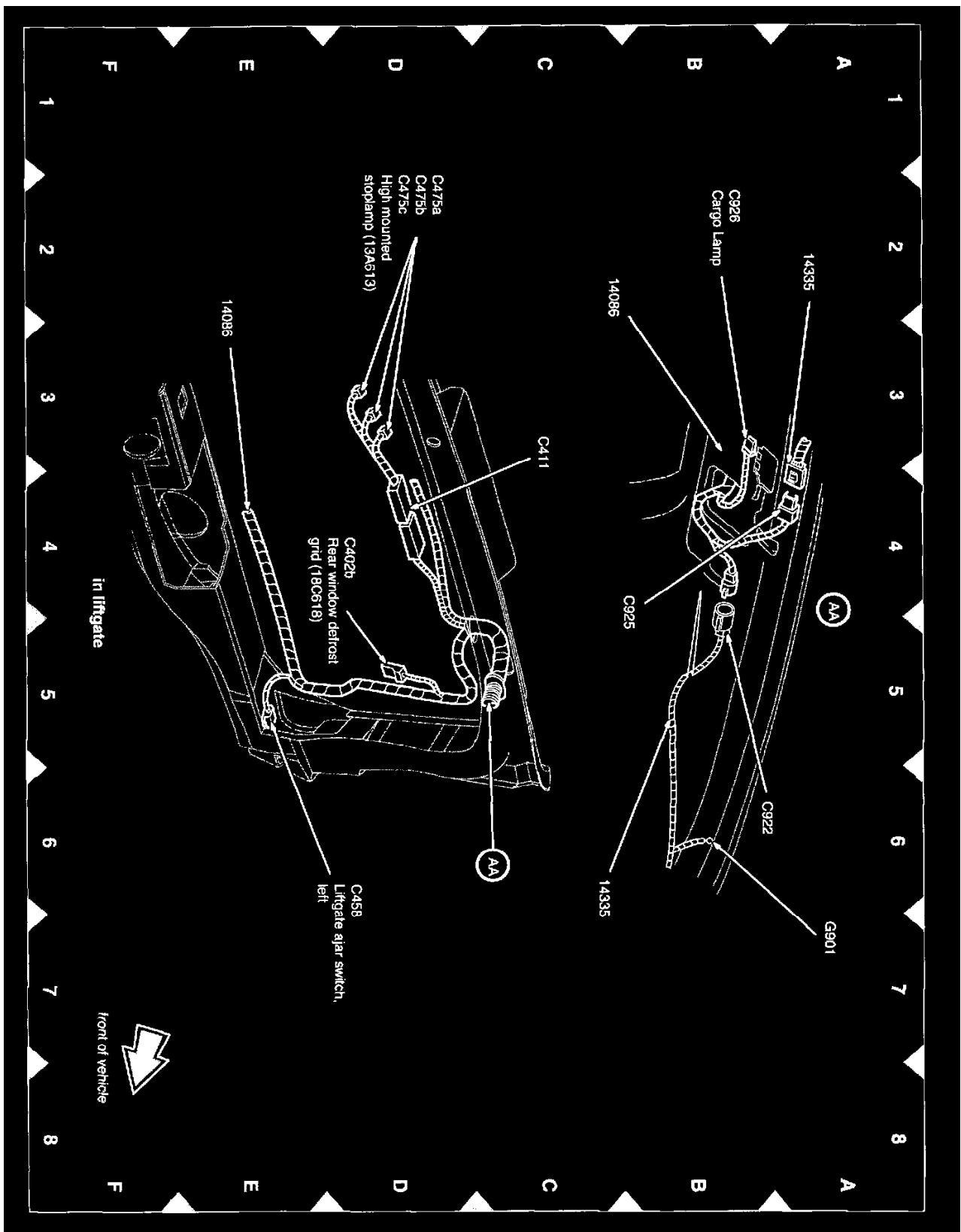
View 151-39



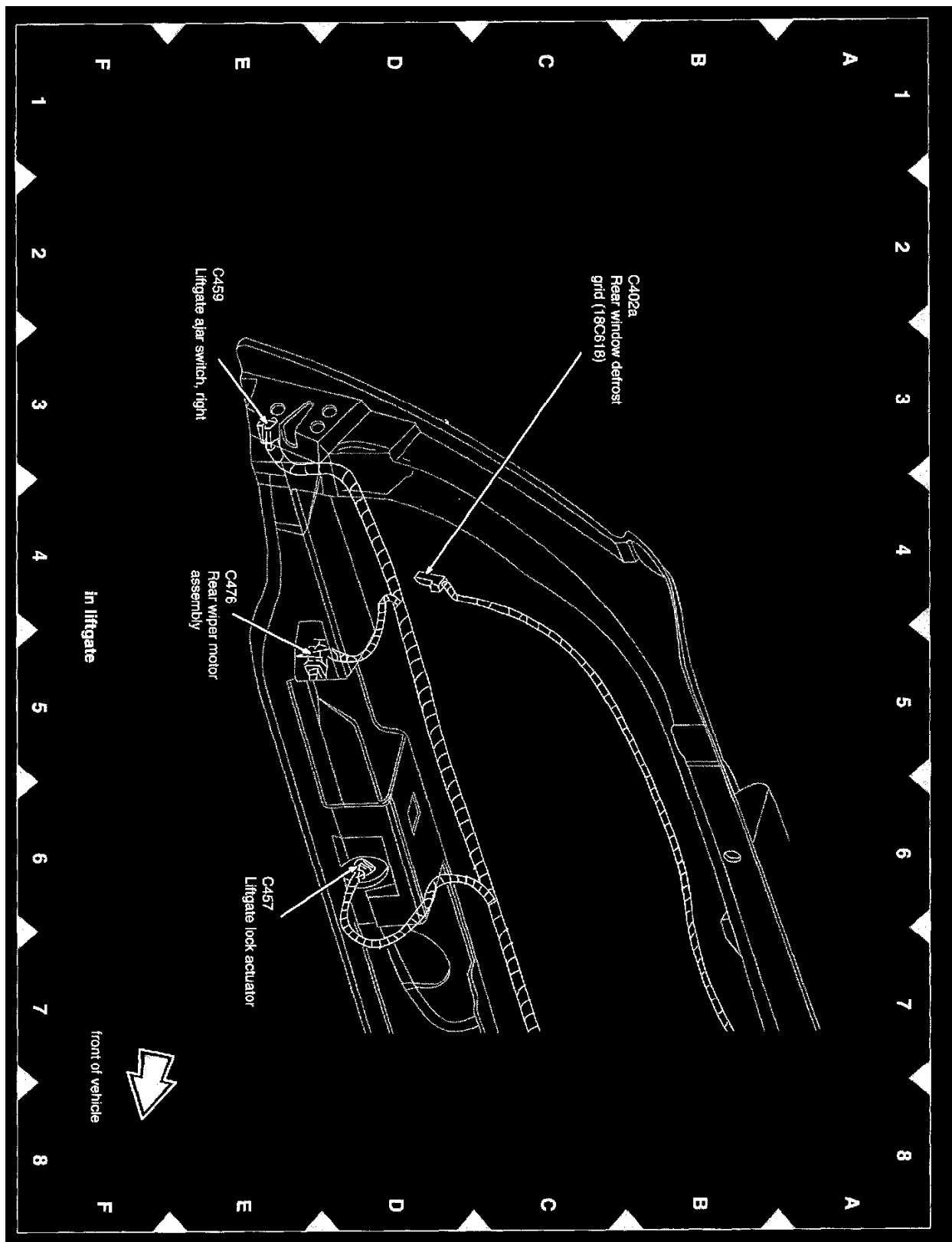
View 151-40



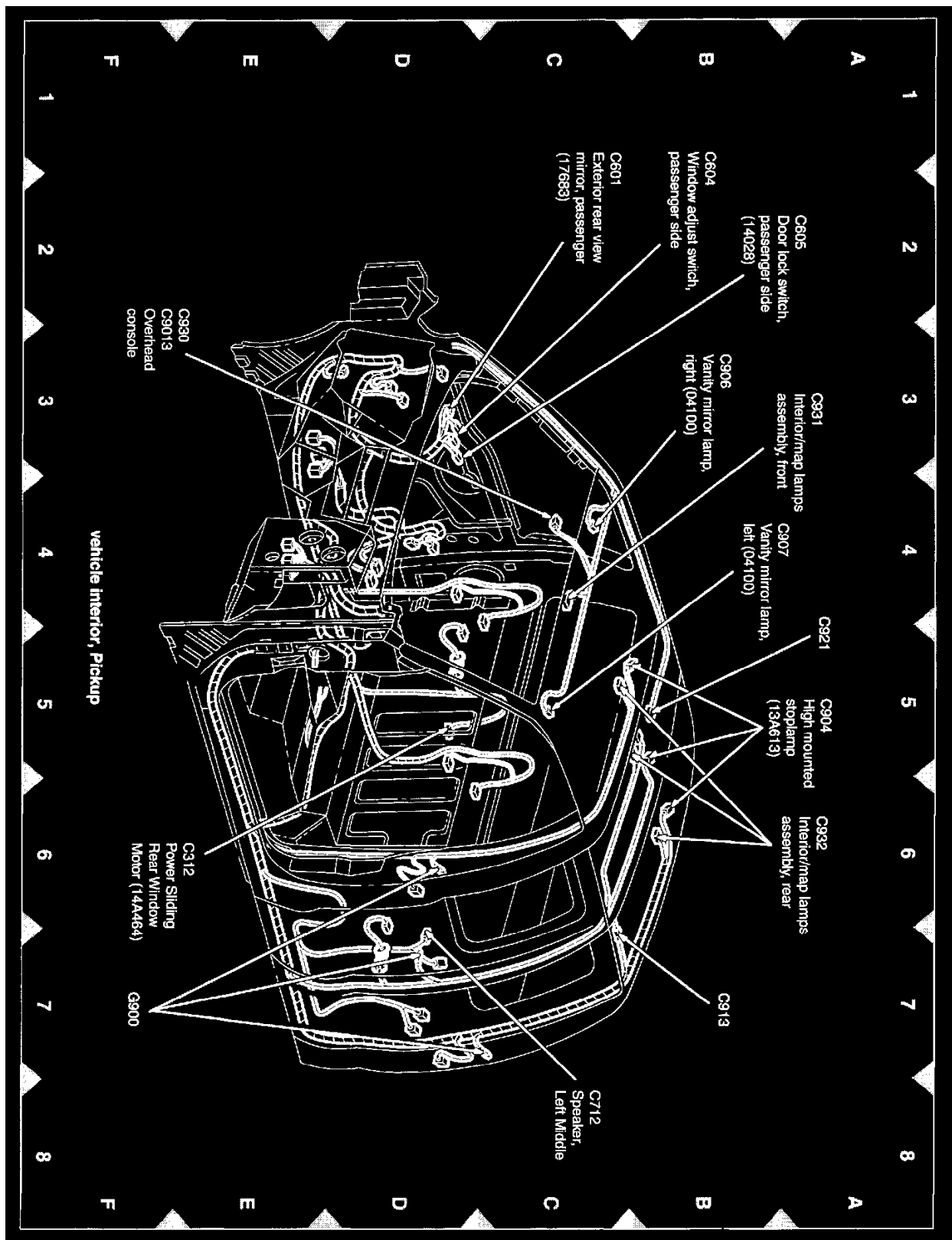
View 151-41



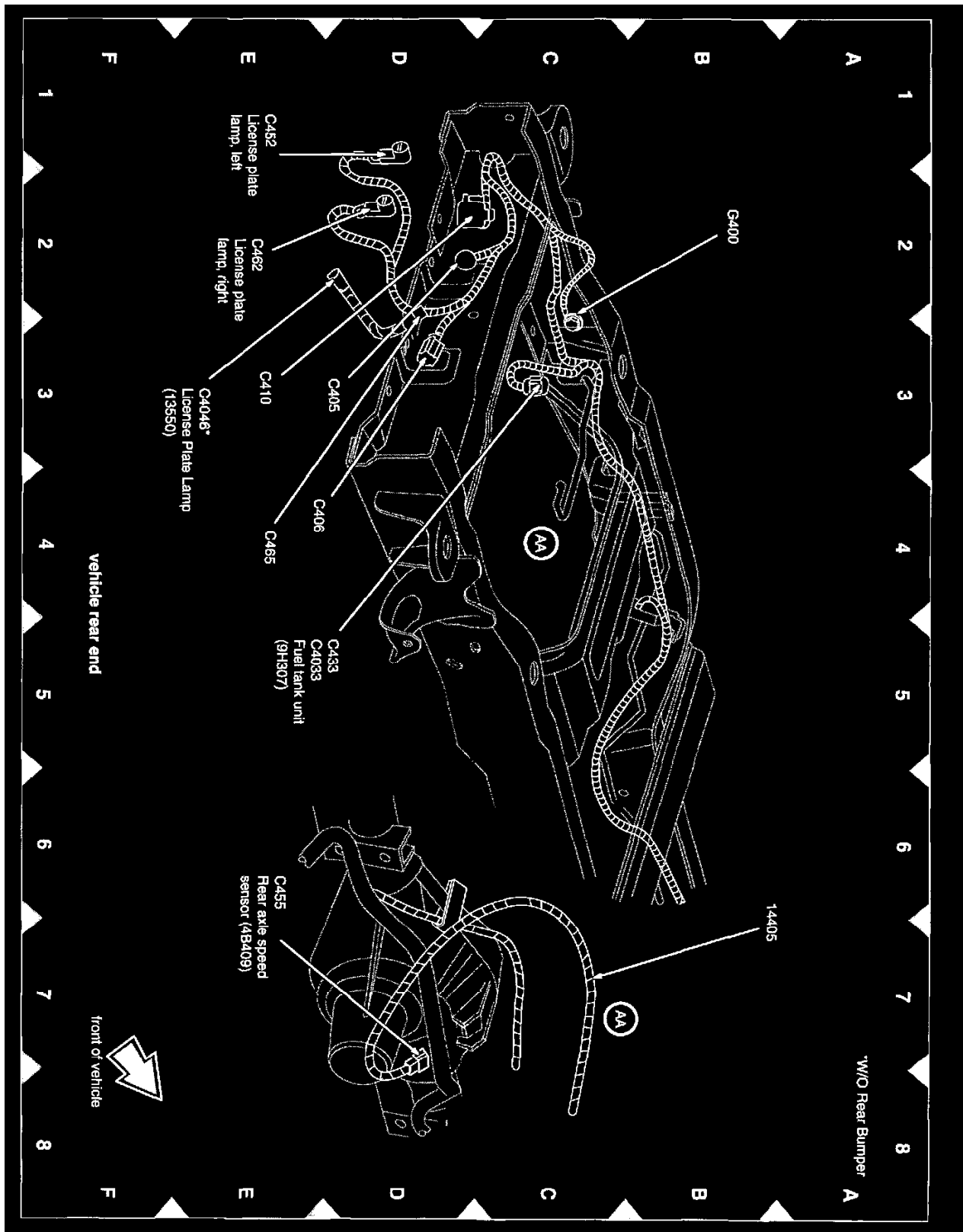
View 151-42



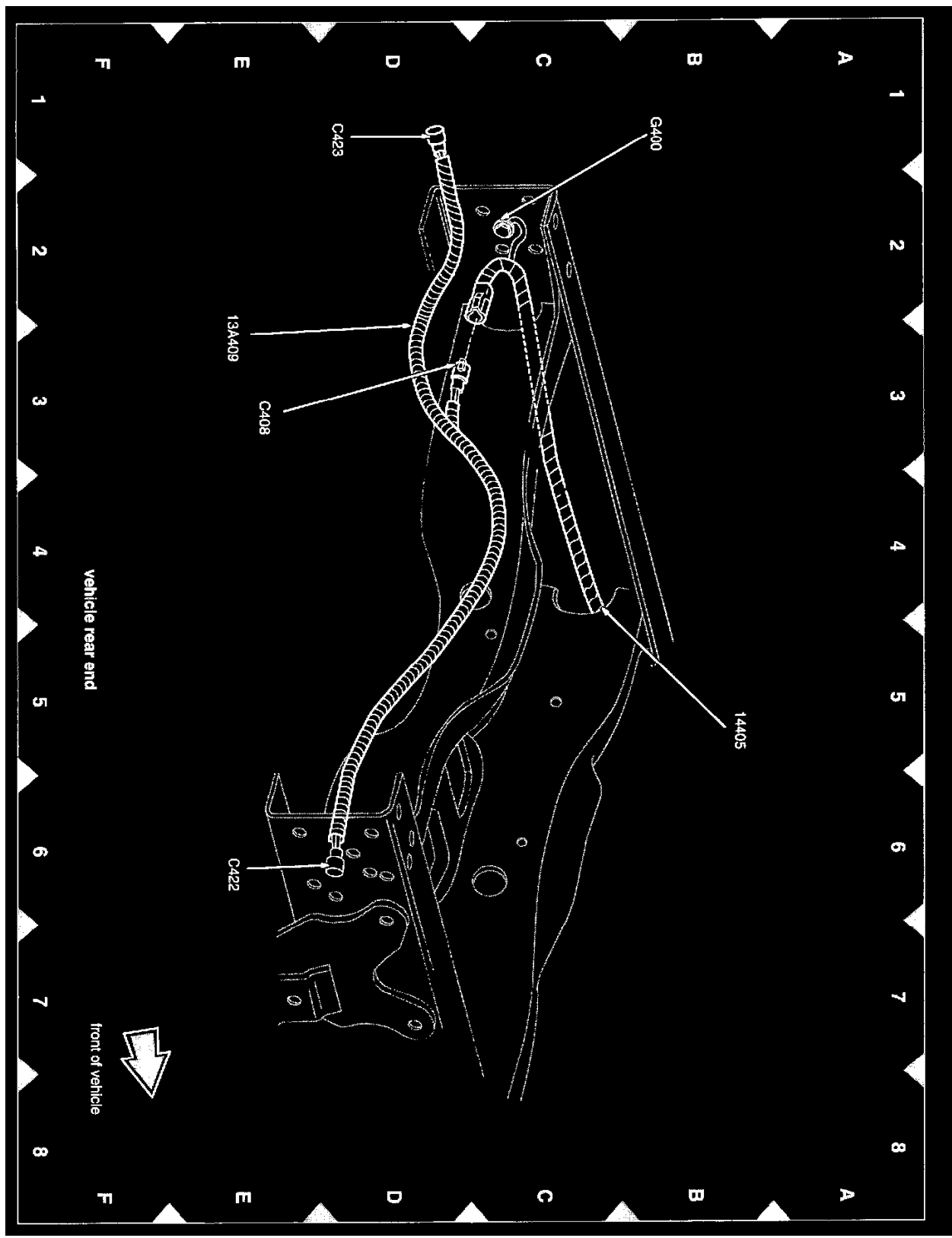
View 151-43



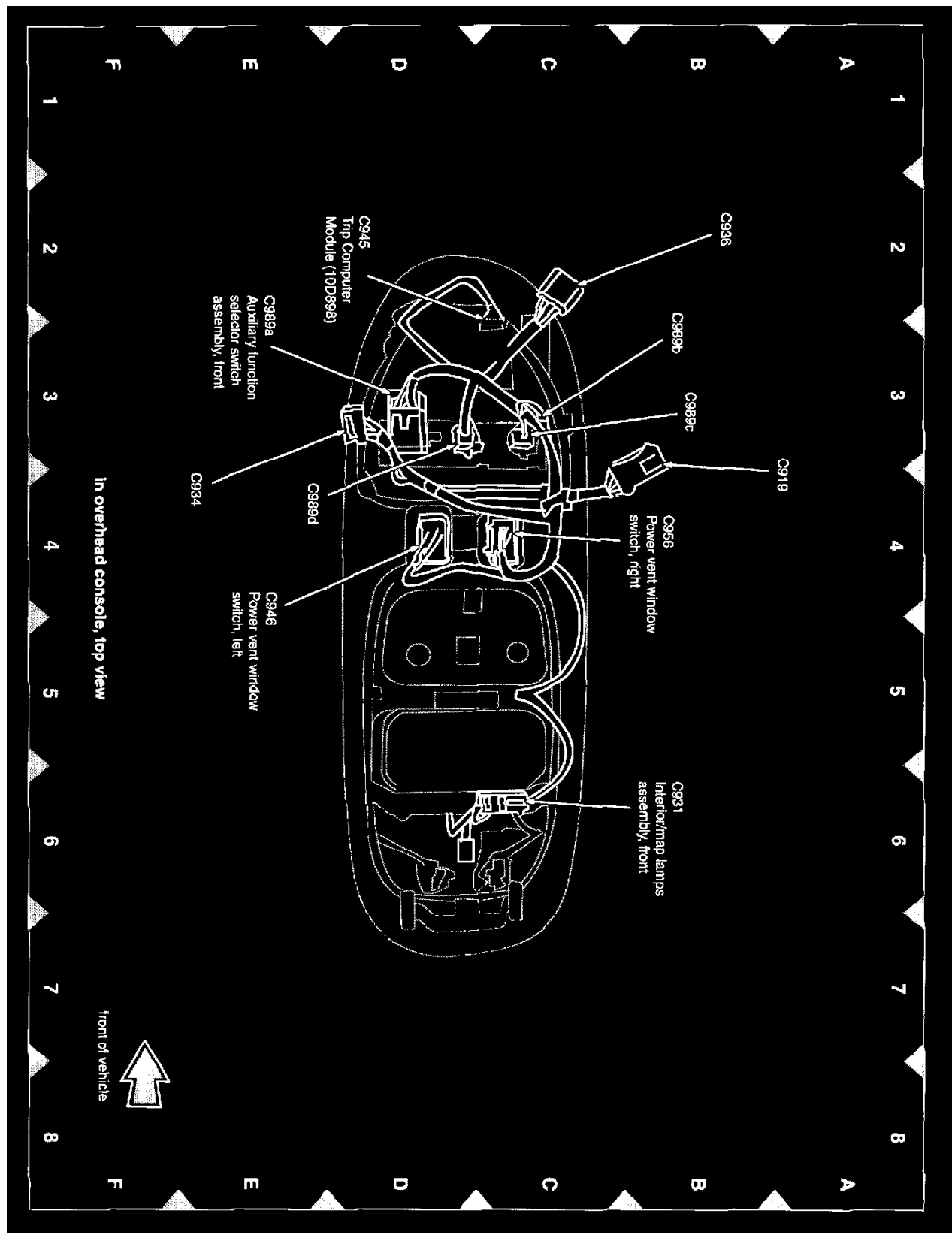
View 151-45



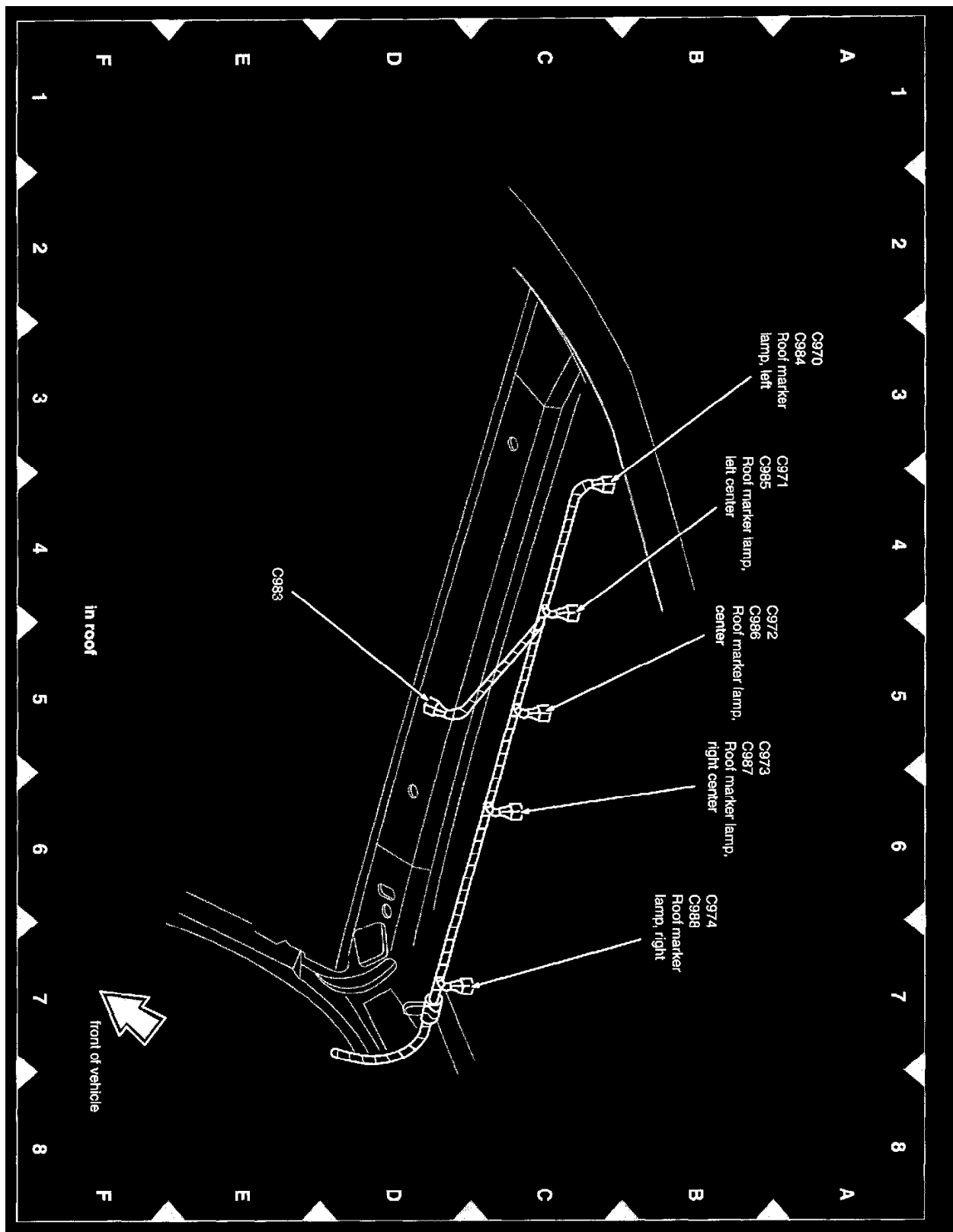
View 151-46



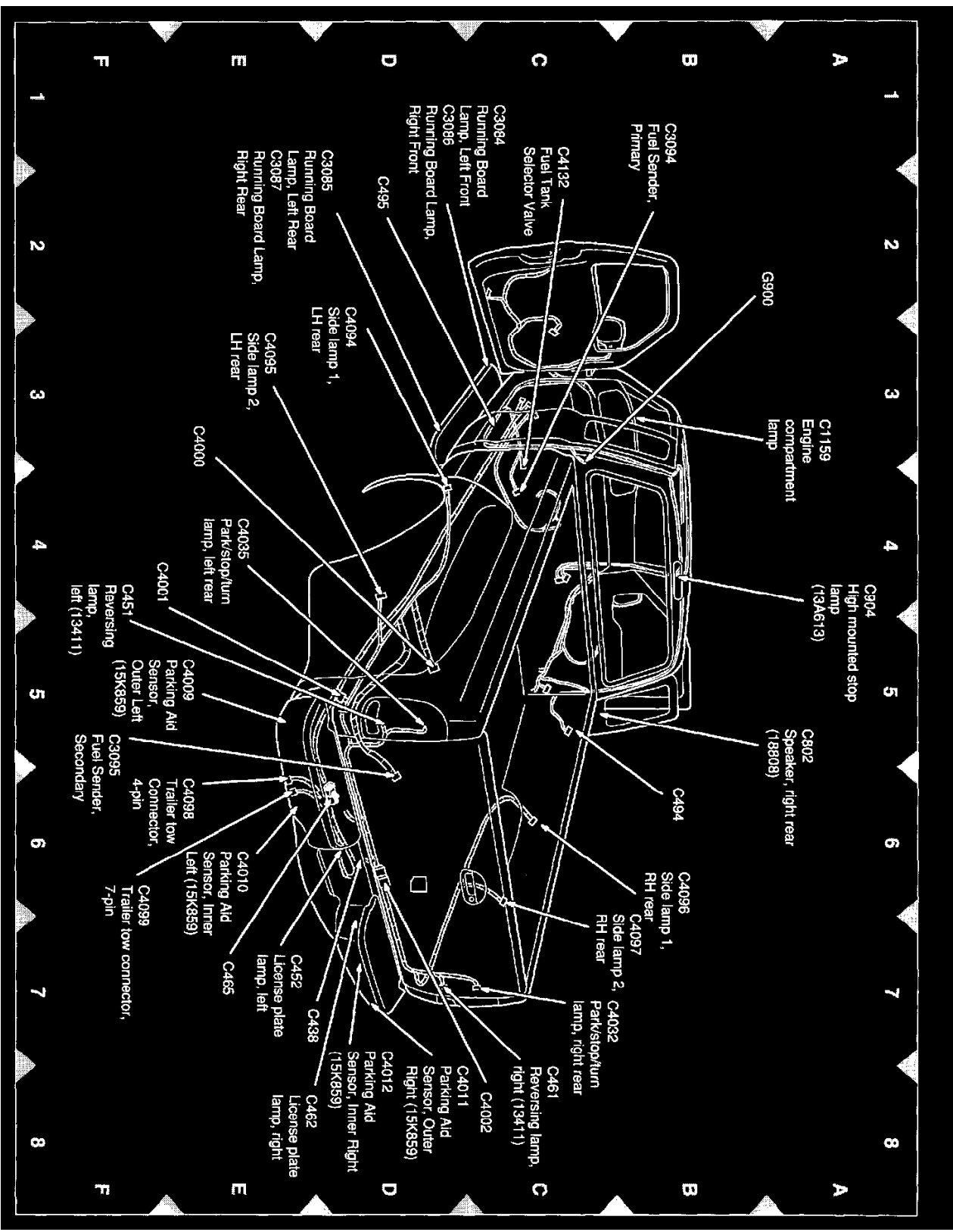
View 151-47



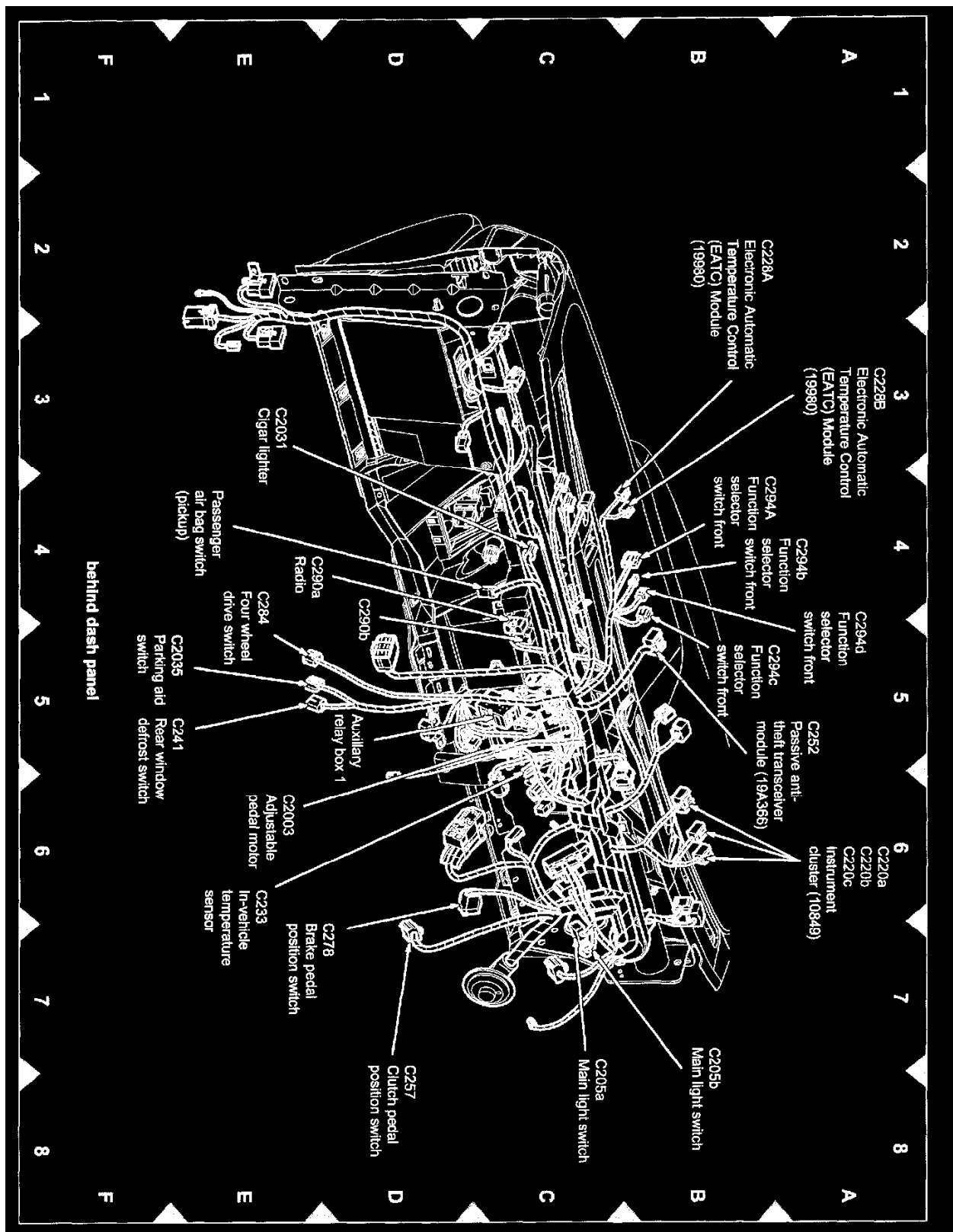
View 151-48



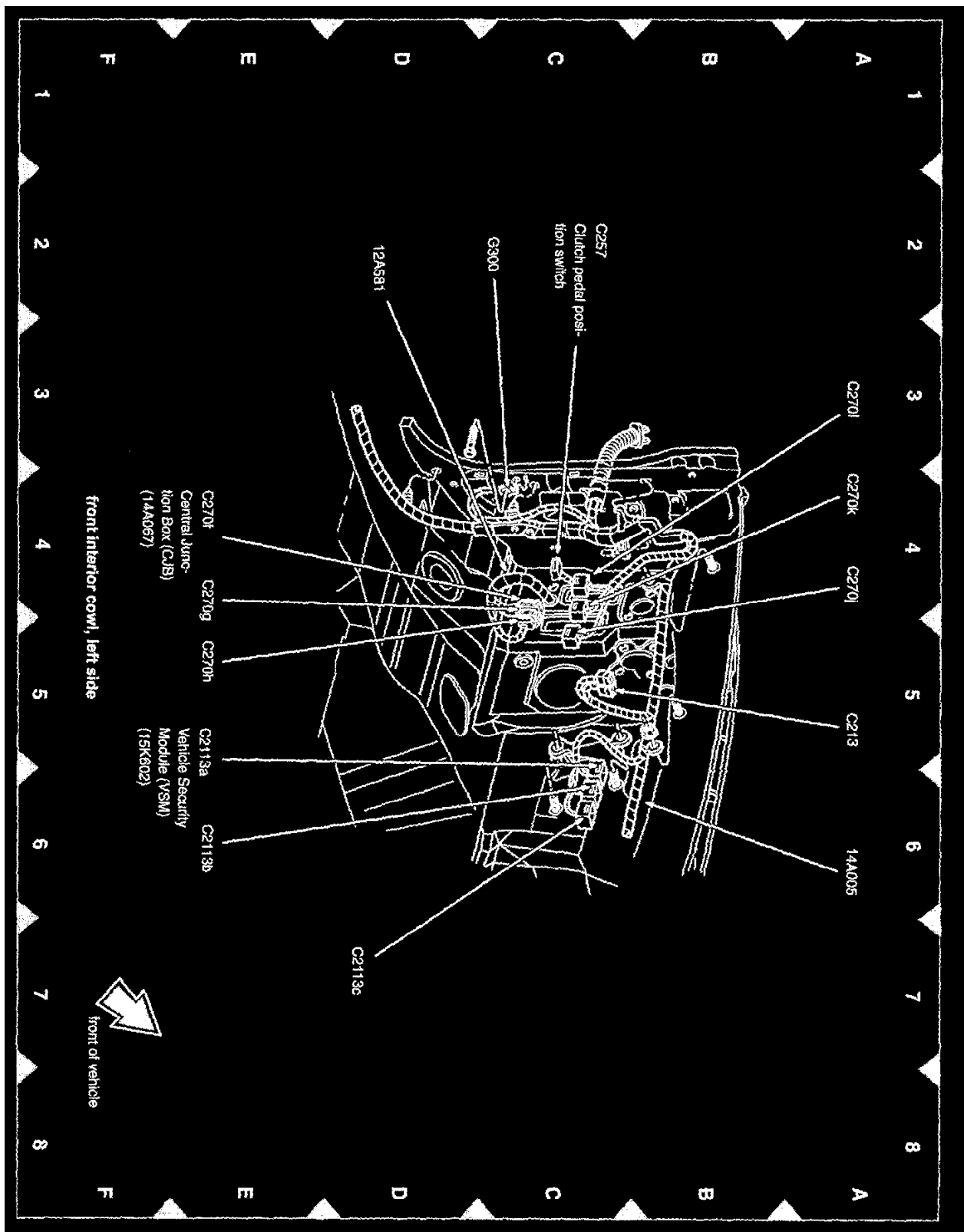
View 151-49



View 151-50



View 151-51



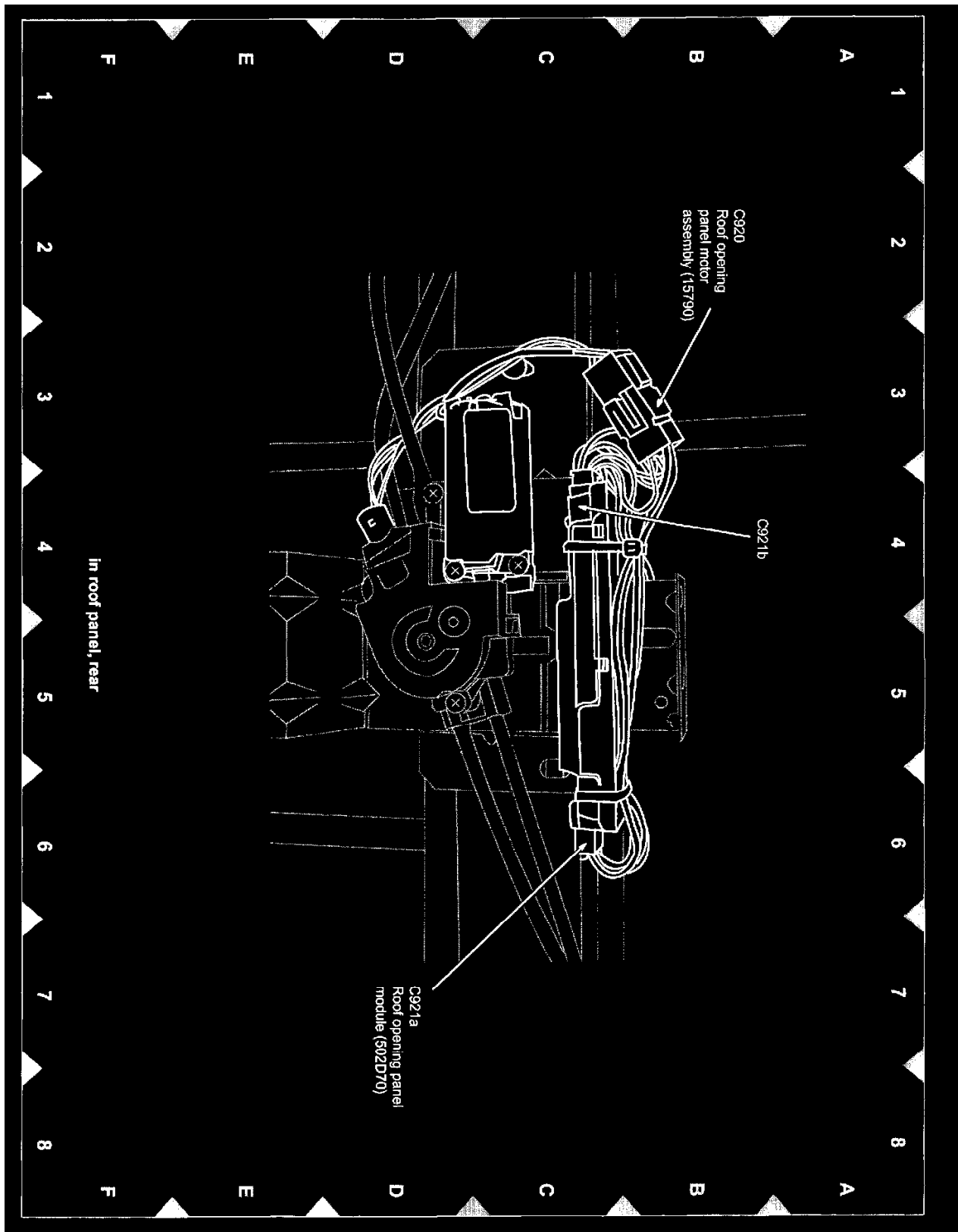
View 151-52

Ground Location Index

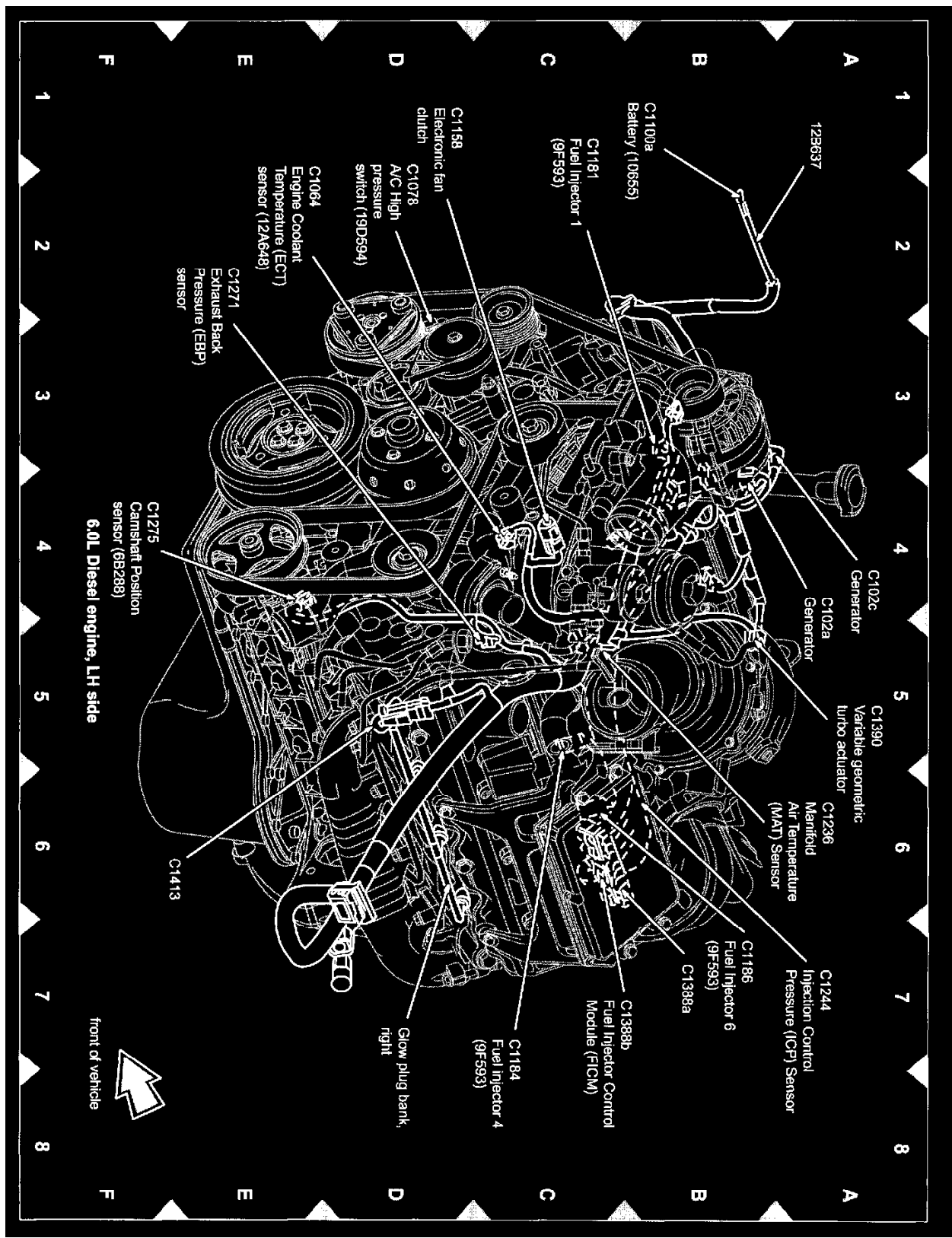
PLEASE NOTE: If a link on the Ground Location Index to a view is not provided, that means that the Ground and/or View in question does NOT apply to the vehicle model selected.

Ground points		View 151-*/coordinates
	Location	
G100	engine compartment, rear, LH side	17 - B 6
G101	engine compartment, LH side	18 - A 5
G102	engine, RH side	14 - E 4
G104	engine compartment, right fender	25 - B 5
G105	engine compartment, front, LH side	21 - B 5
G106	engine compartment, RH side, on frame rail	14 - E 5
G108	engine compartment, RH side	15 - B 2
G109	engine, LH side	21 - E 5
G110	engine, top, LH side, rear, - 6.0L	9 - C 2
G200	behind dash panel, LH side	28 - A 4
G201	behind dash panel, LH side	28 - B 4
G202	behind dash panel, LH side	28 - A 4
G203	under dash panel, RH side	33 - D 7
G300	Vehicle floor, in LH front footwell	52 - C 2
G301	Vehicle interior, LH side, after C-pillar	38 - E 2
G400	vehicle underbody, rear, chassis side member, LH side	46 - B 2
G400	vehicle underbody, rear, chassis side member, LH side	46 - C 3
G403	RH D-pillar	39 - D 6
G900	LH C-pillar	45 - F 7
G901	vehicle rear end, roof	42 - A 7

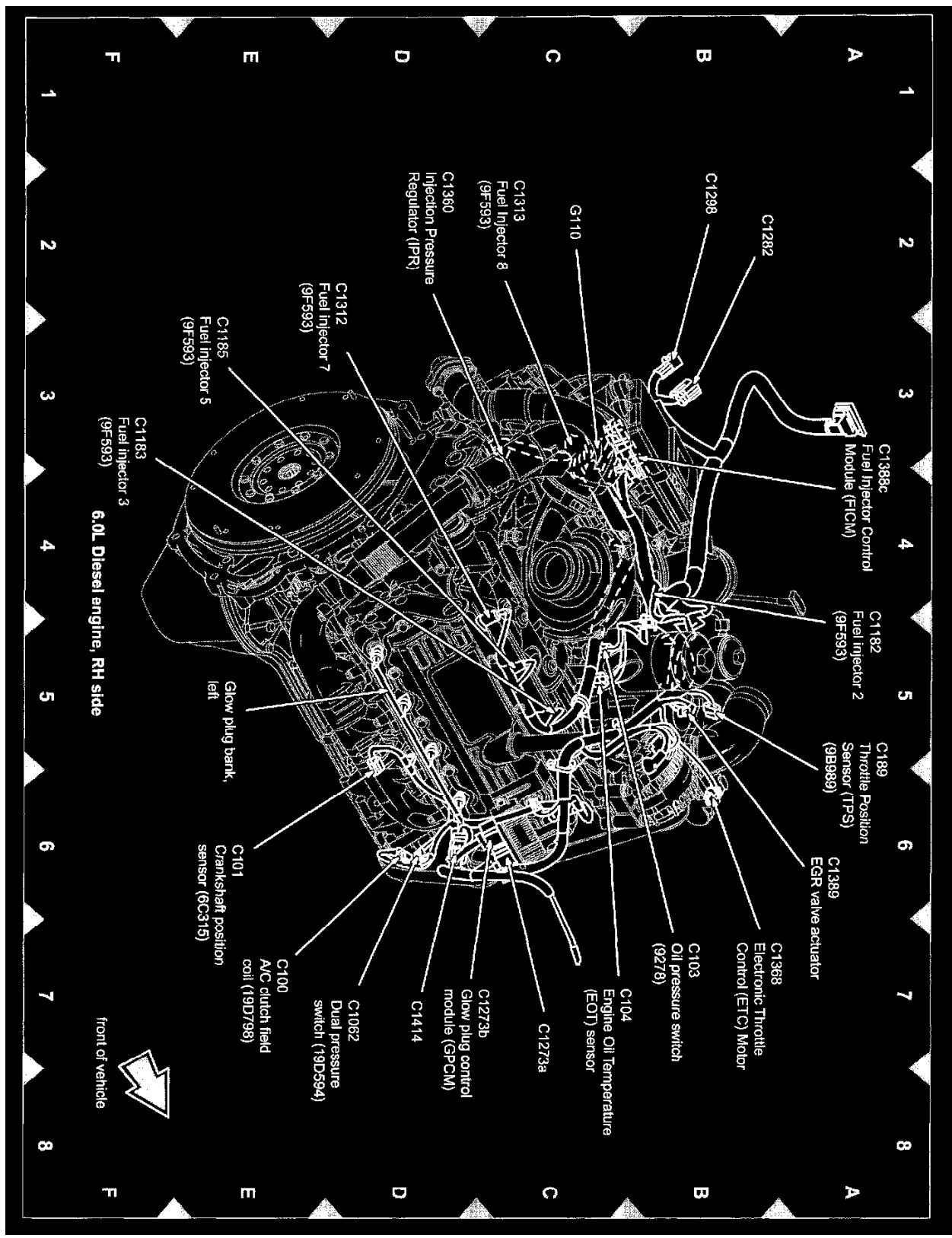
G100-G901



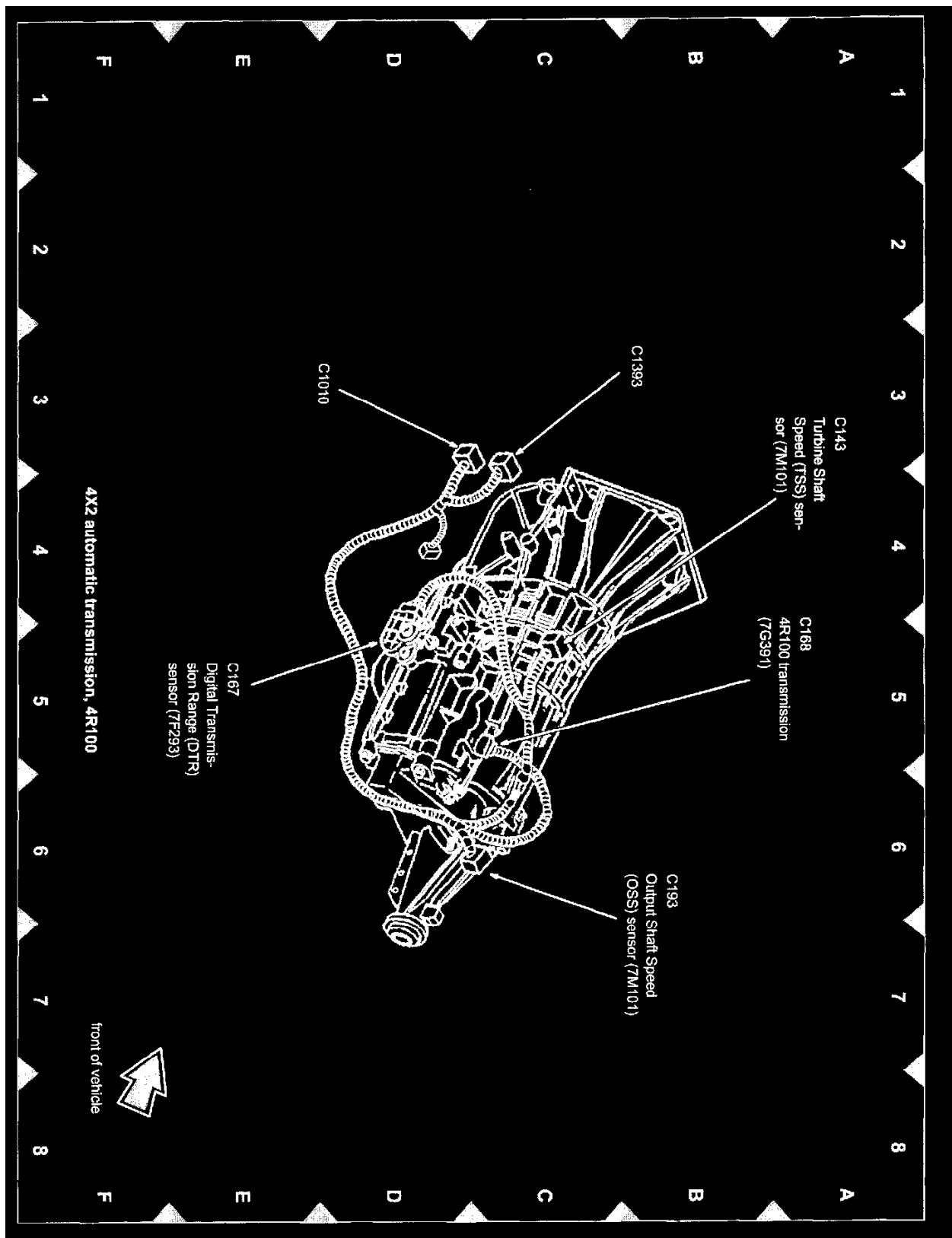
View 151-1



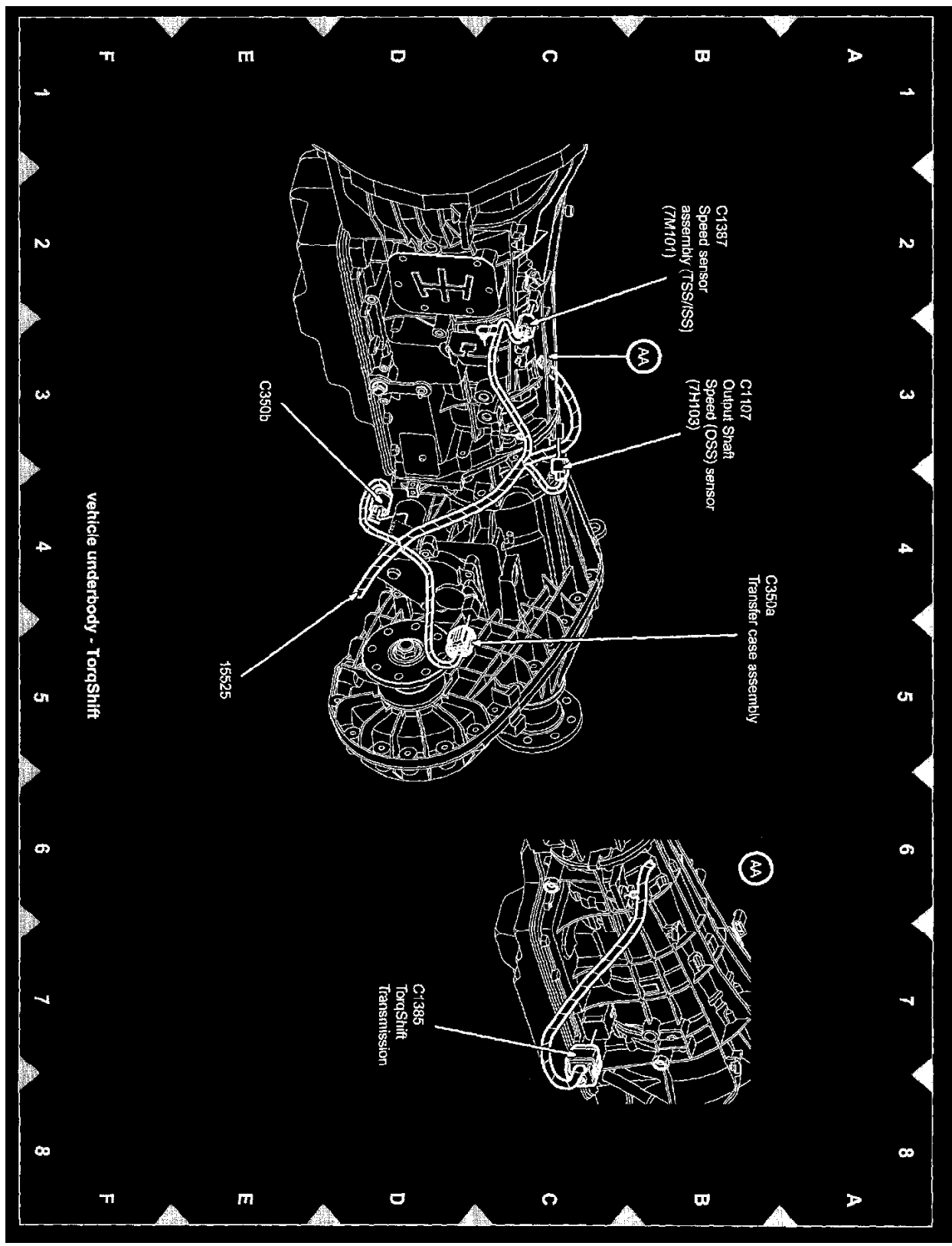
View 151-8



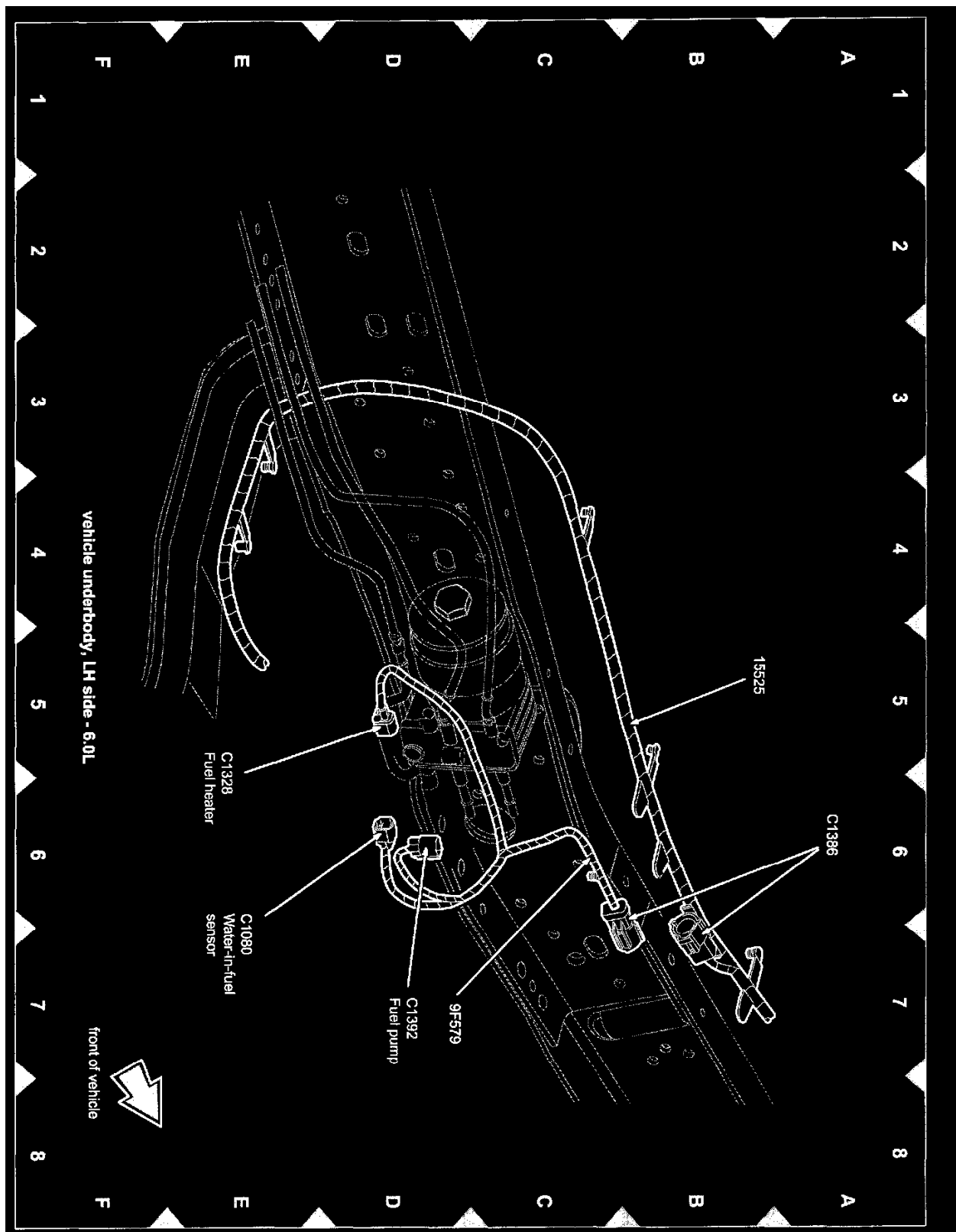
View 151-9



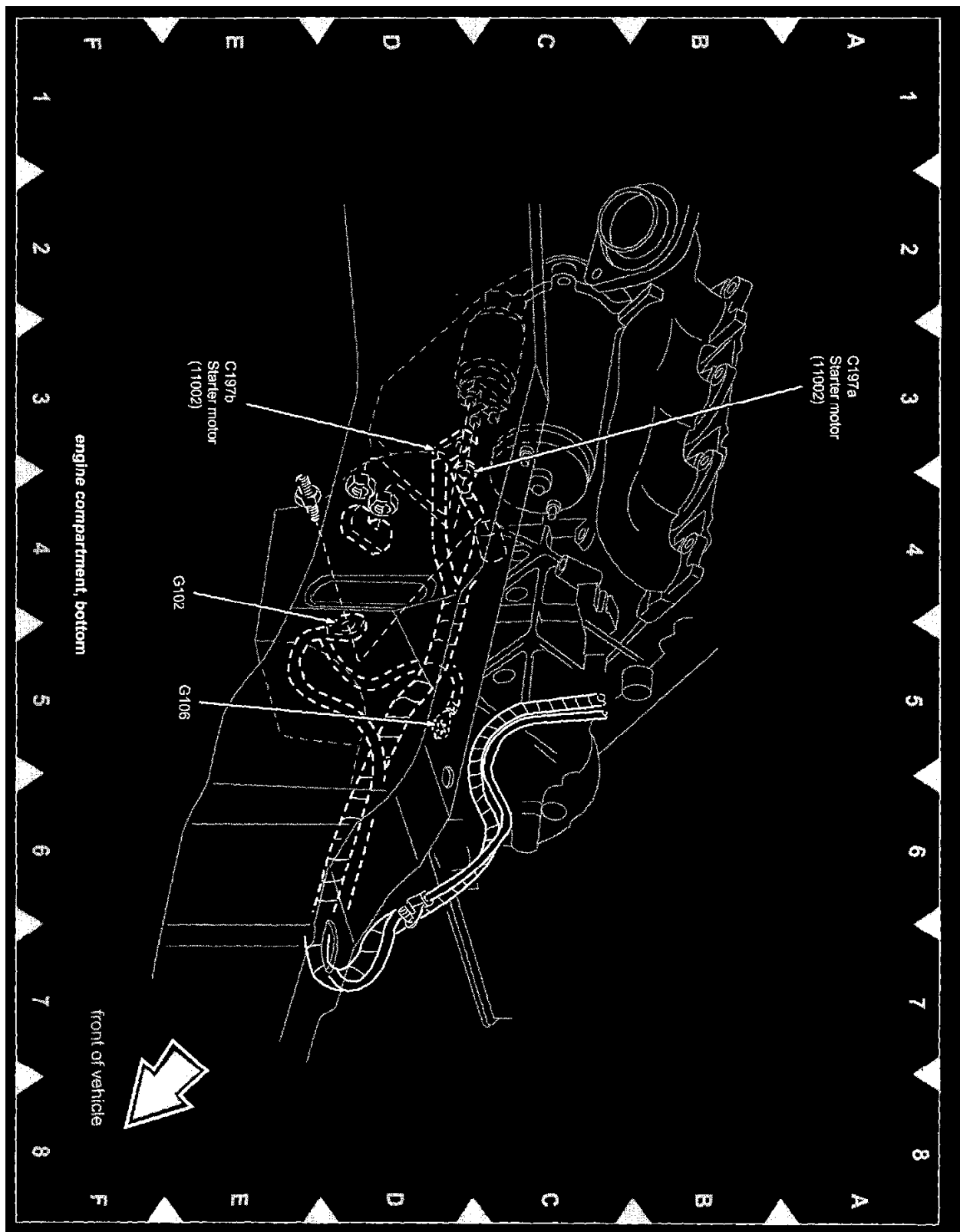
View 151-11



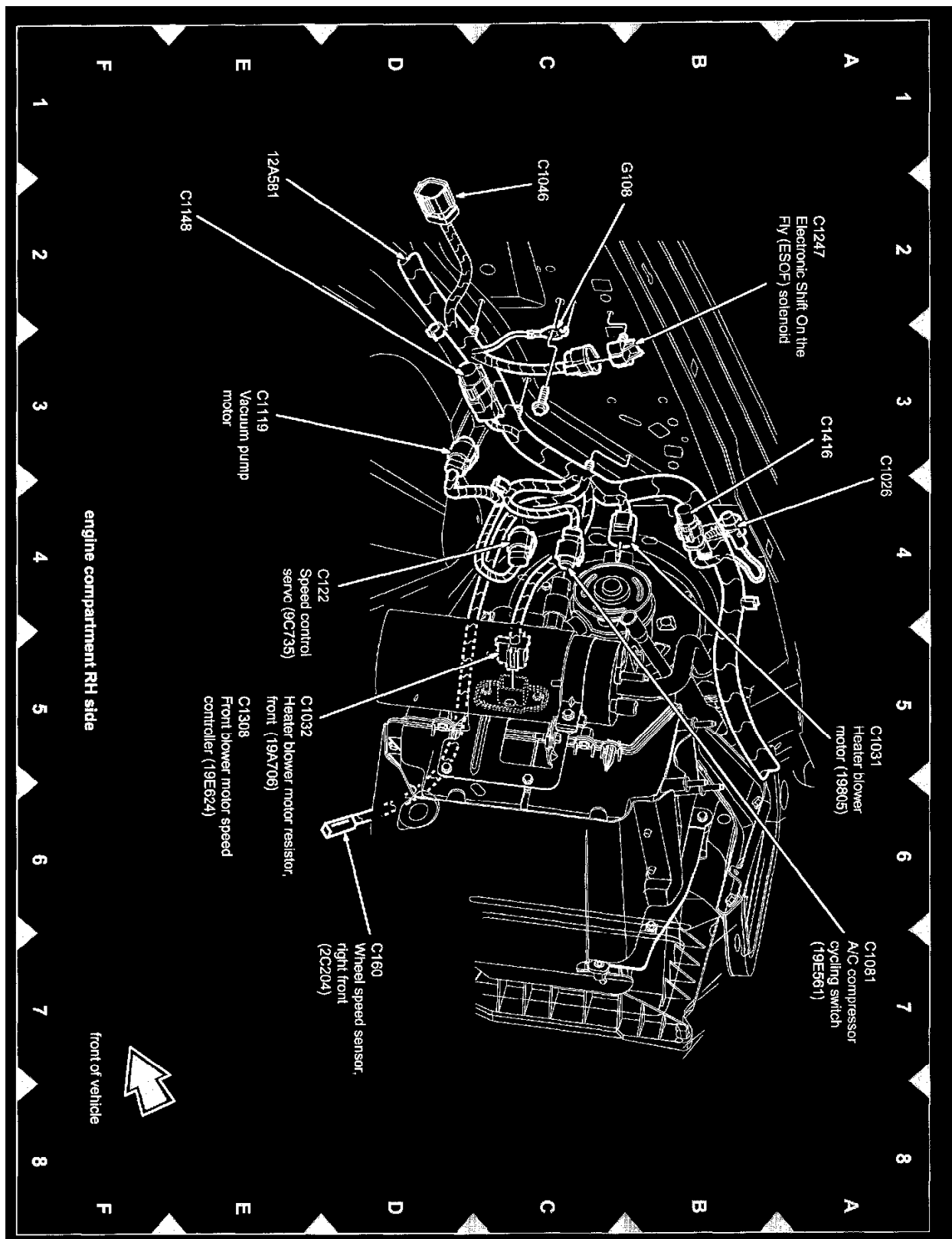
View 151-12



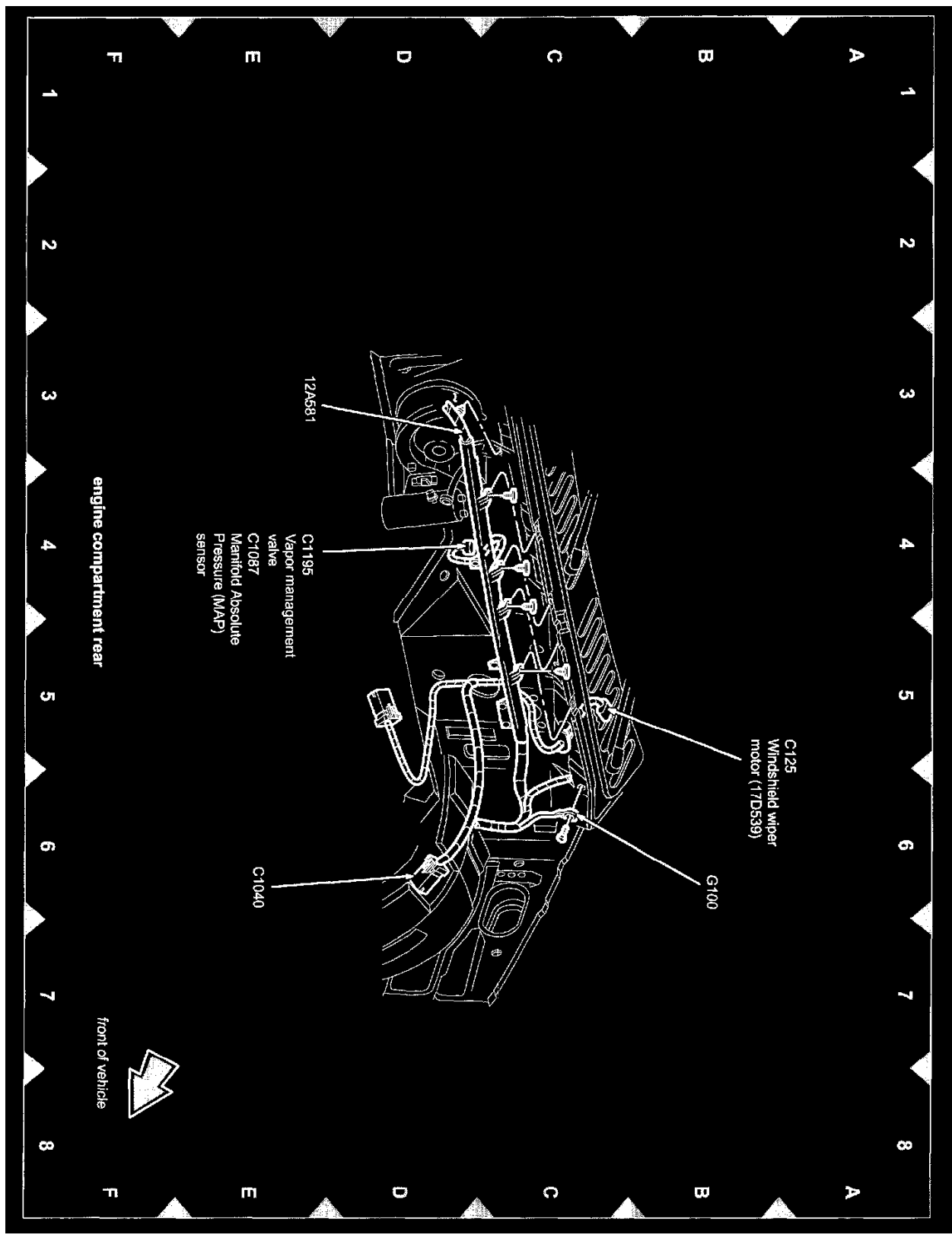
View 151-13



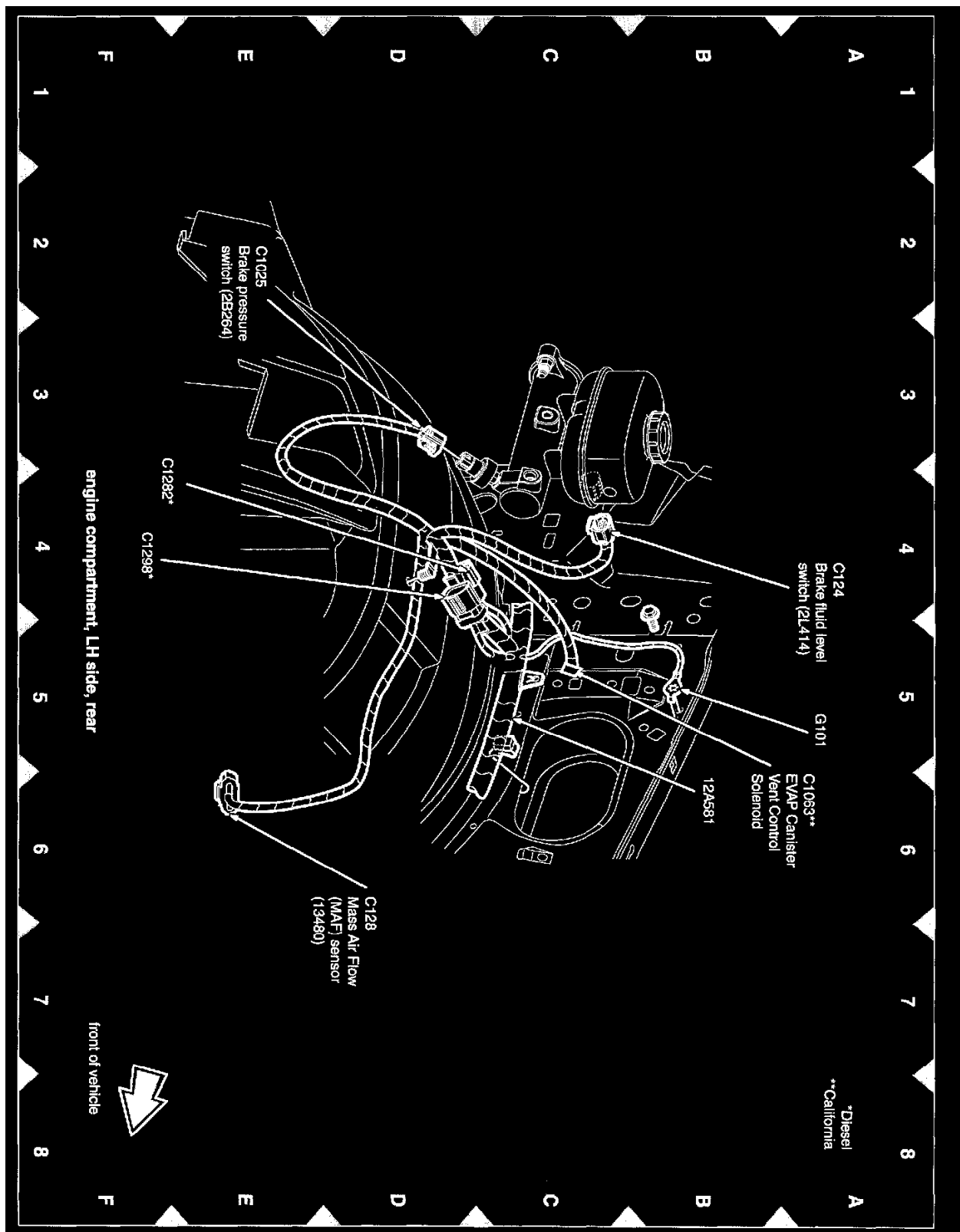
View 151-14



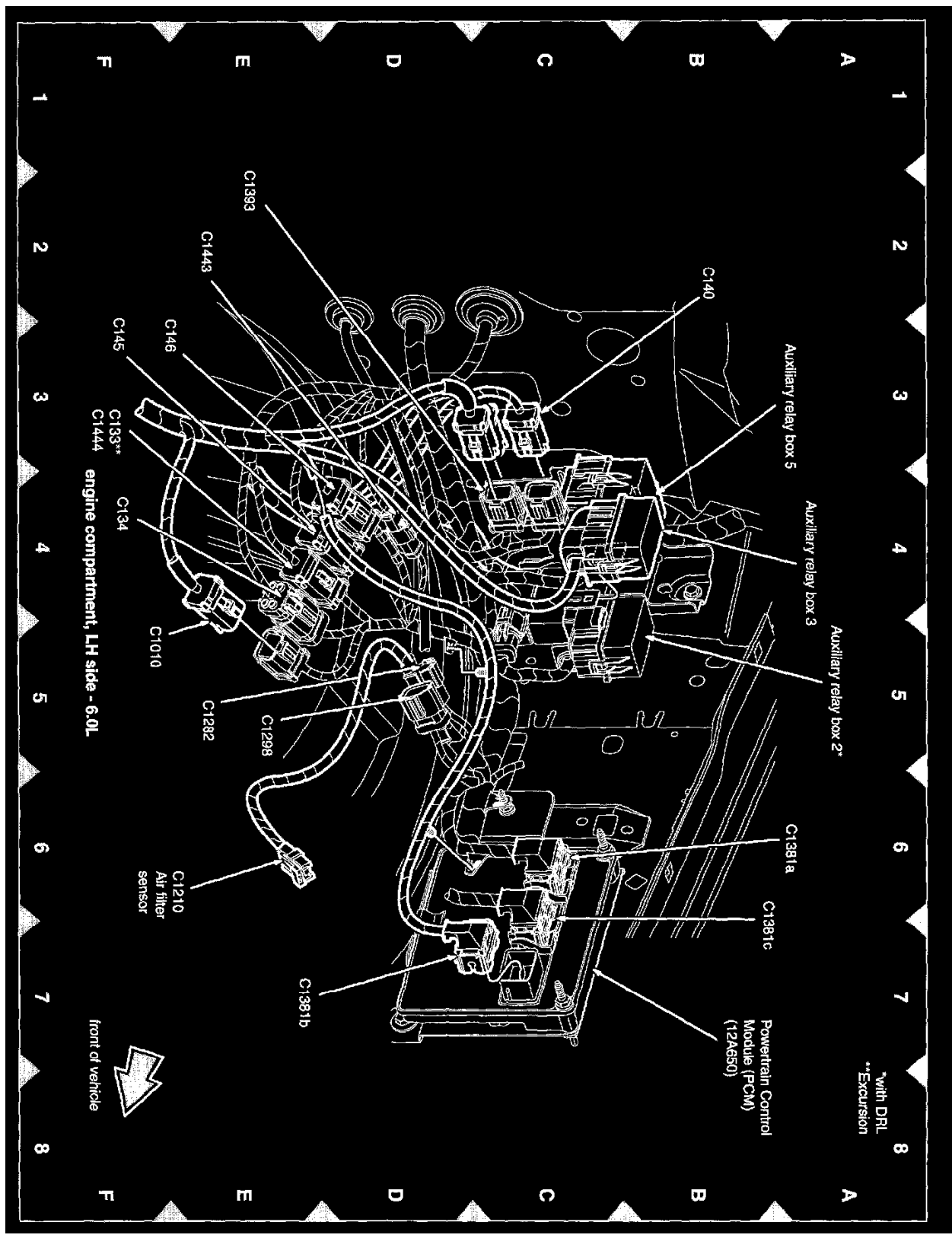
View 151-15



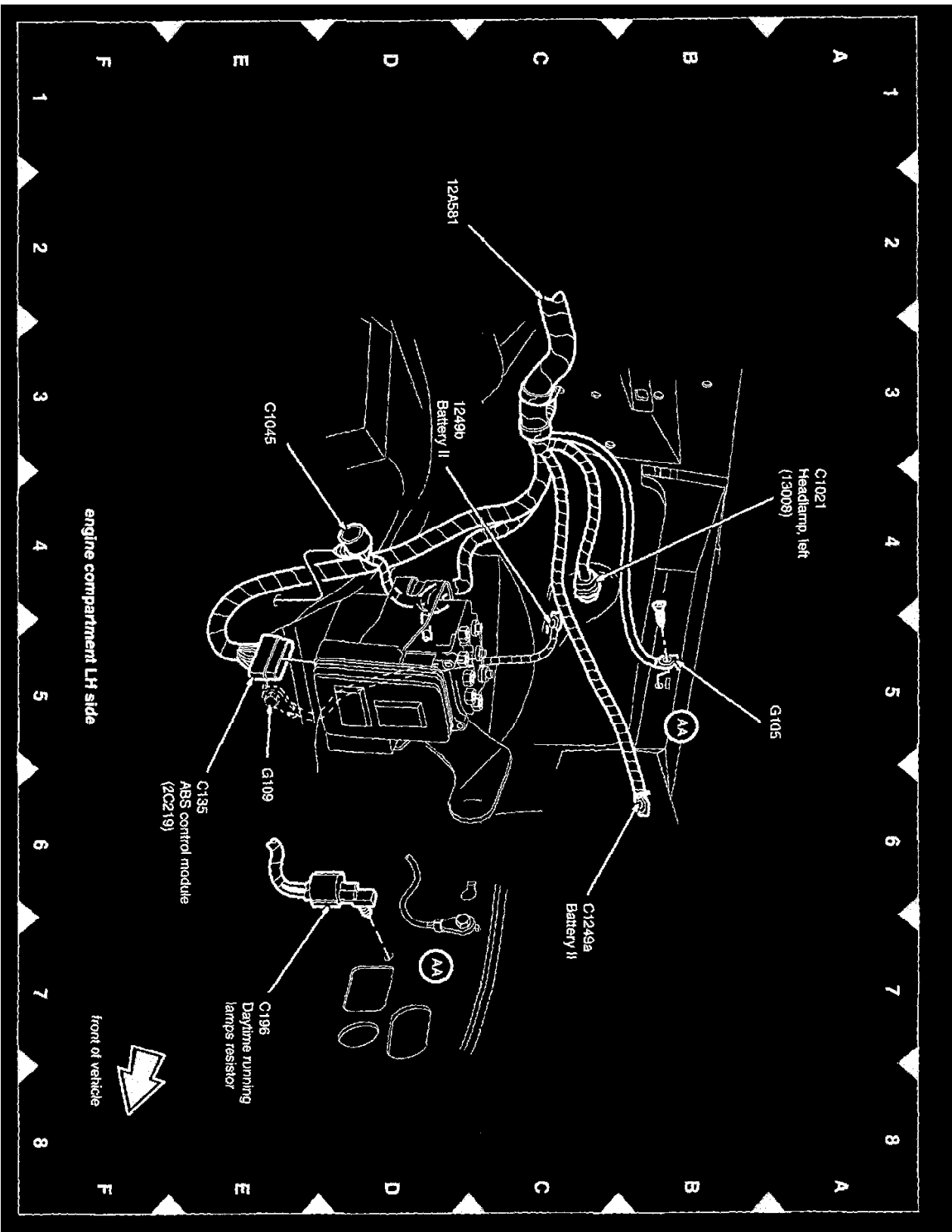
View 151-17



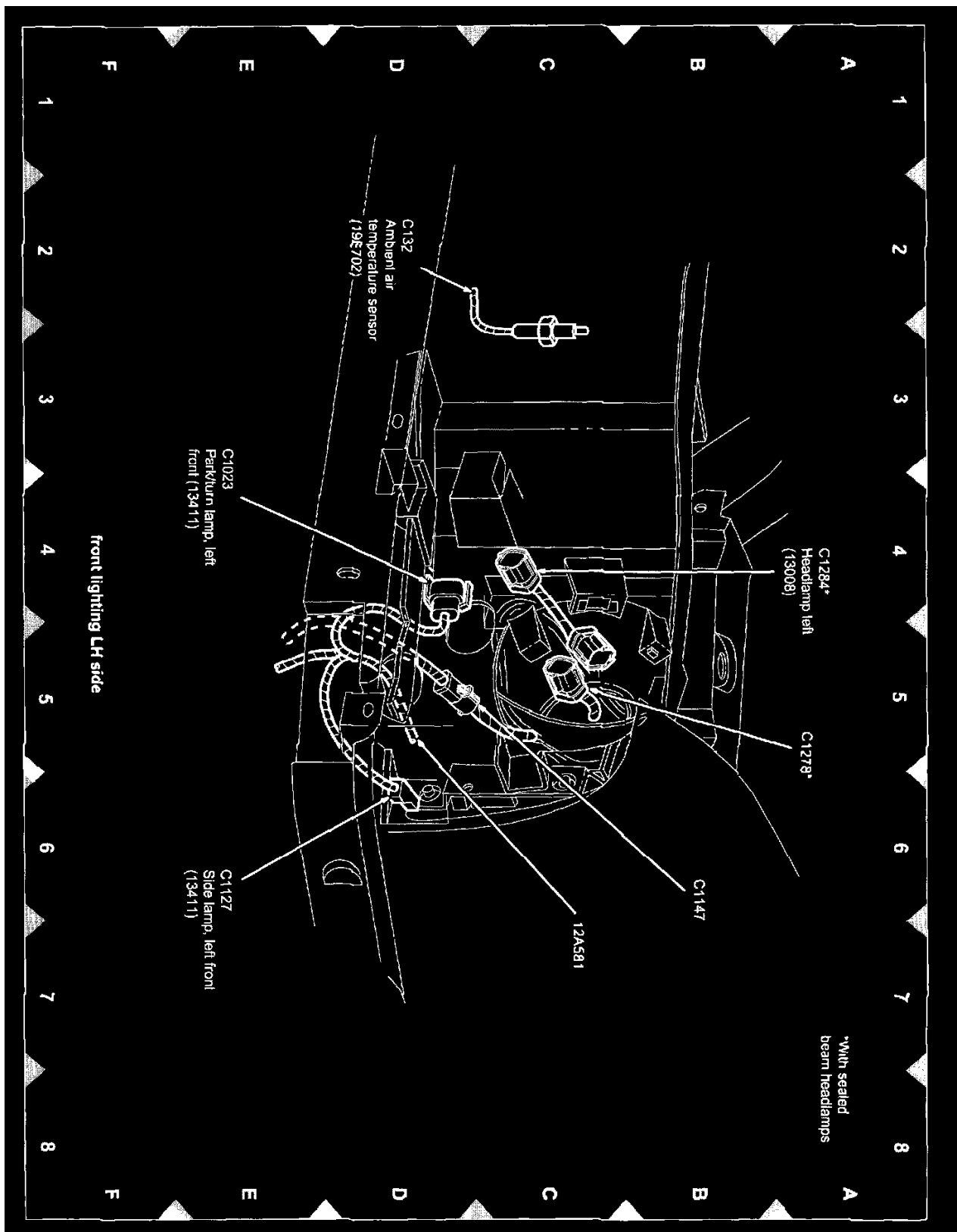
View 151-18



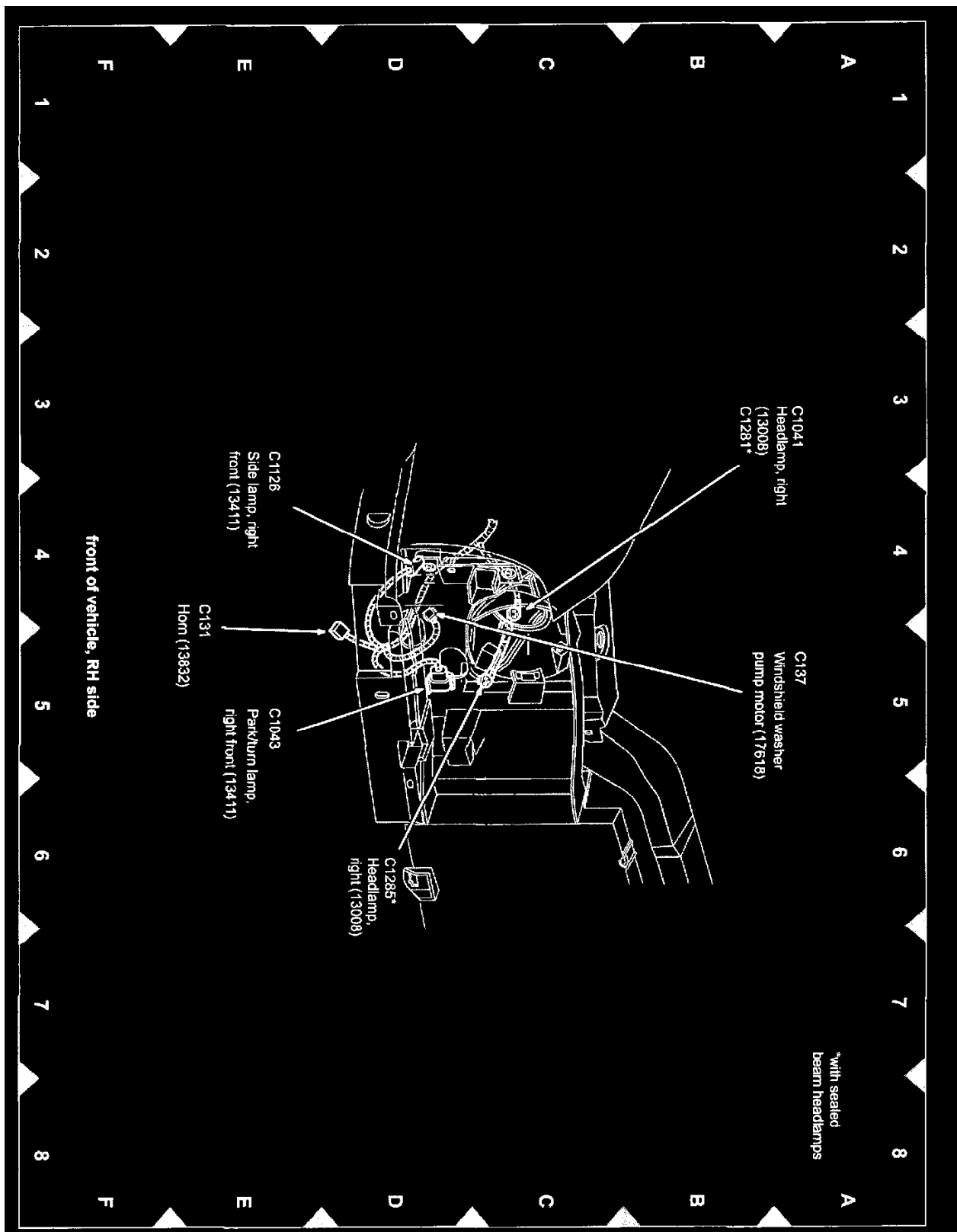
View 151-20



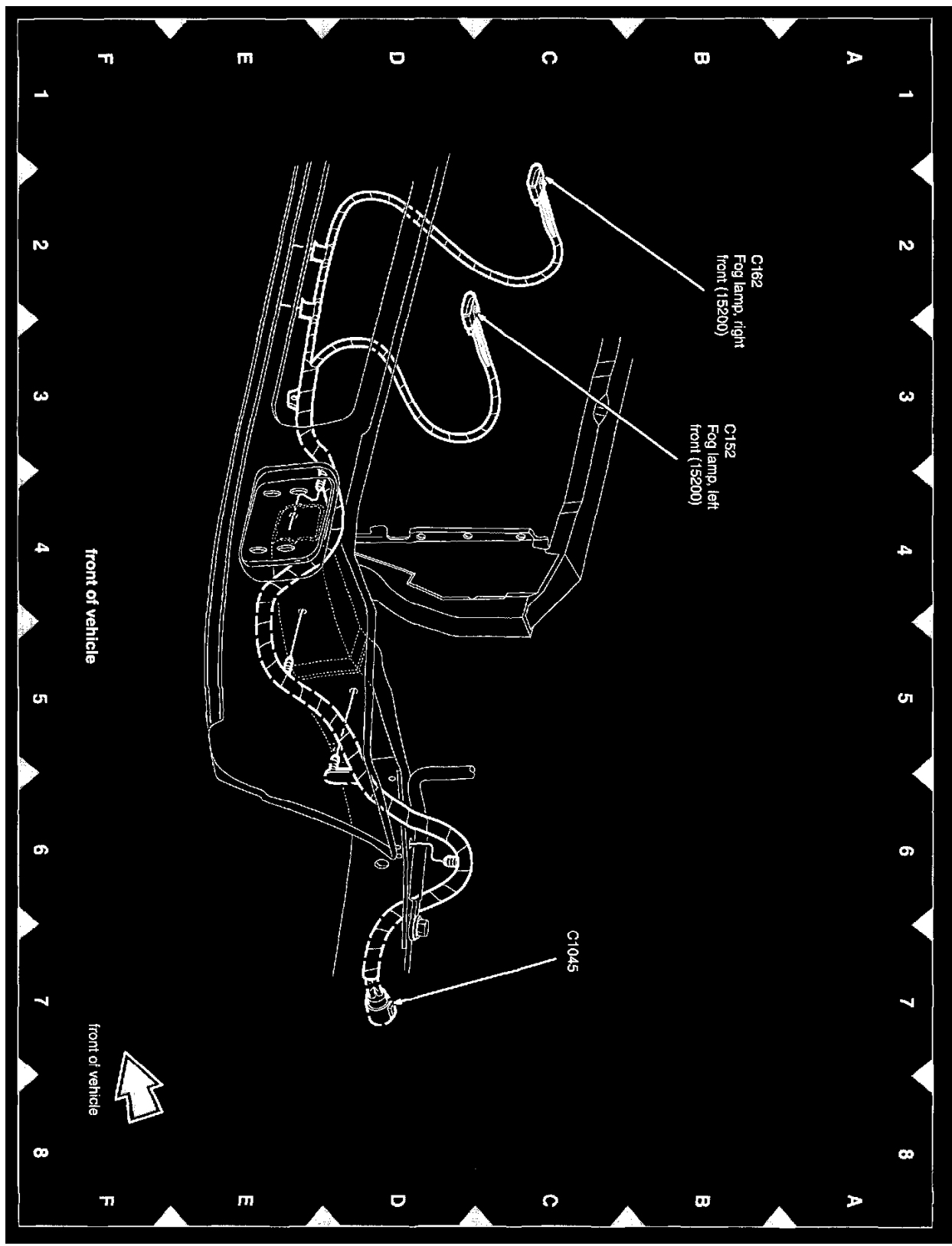
View 151-21



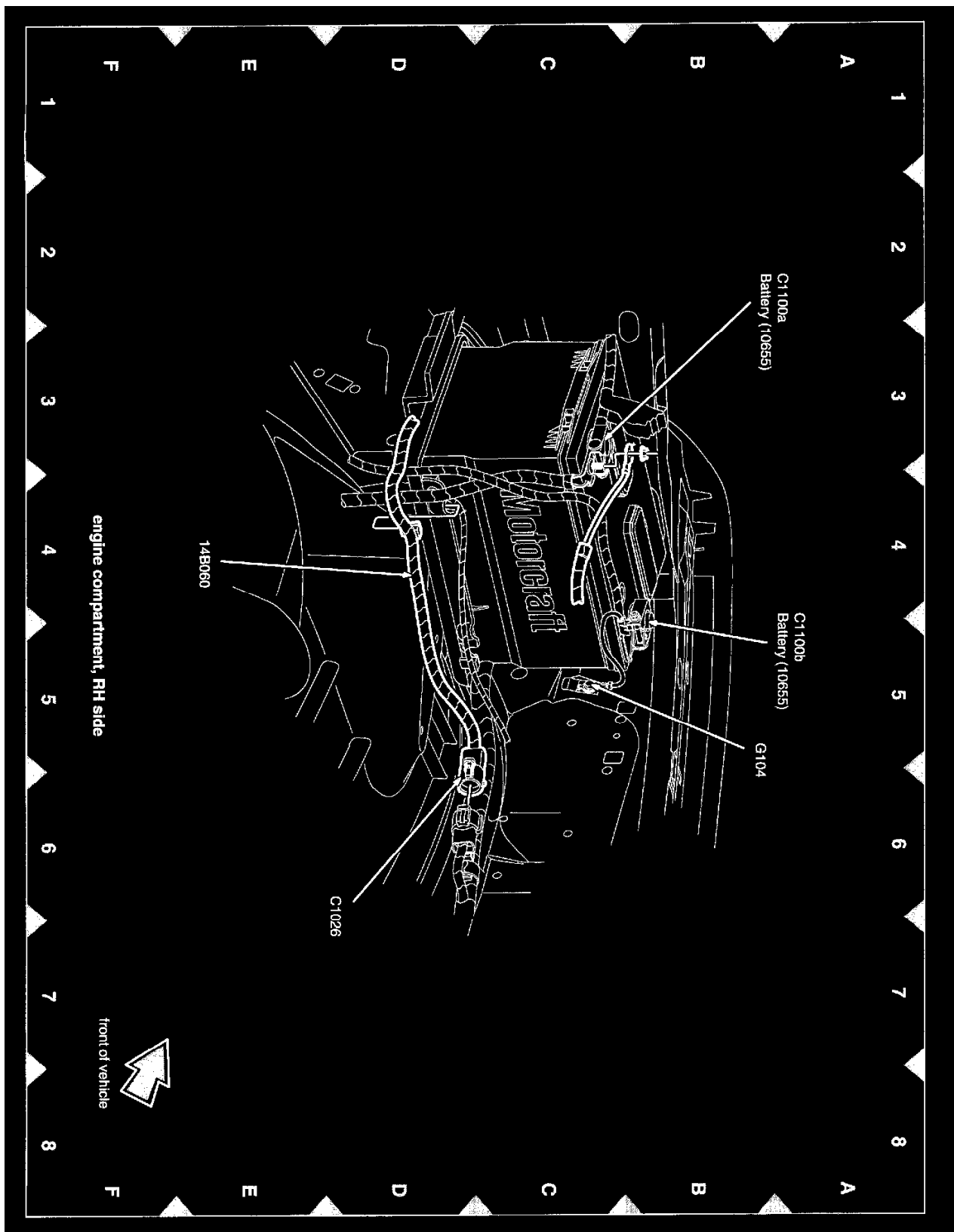
View 151-22



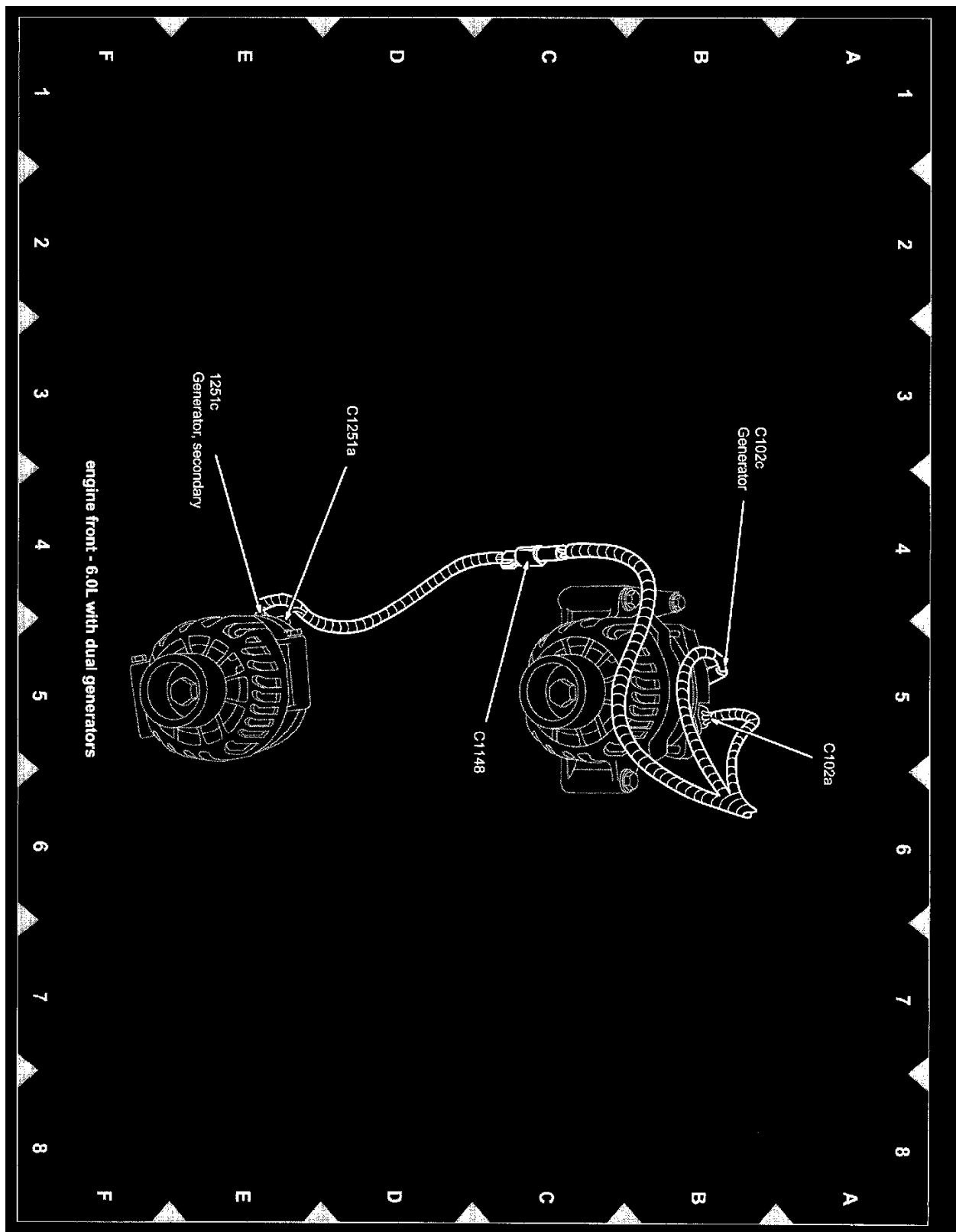
View 151-23



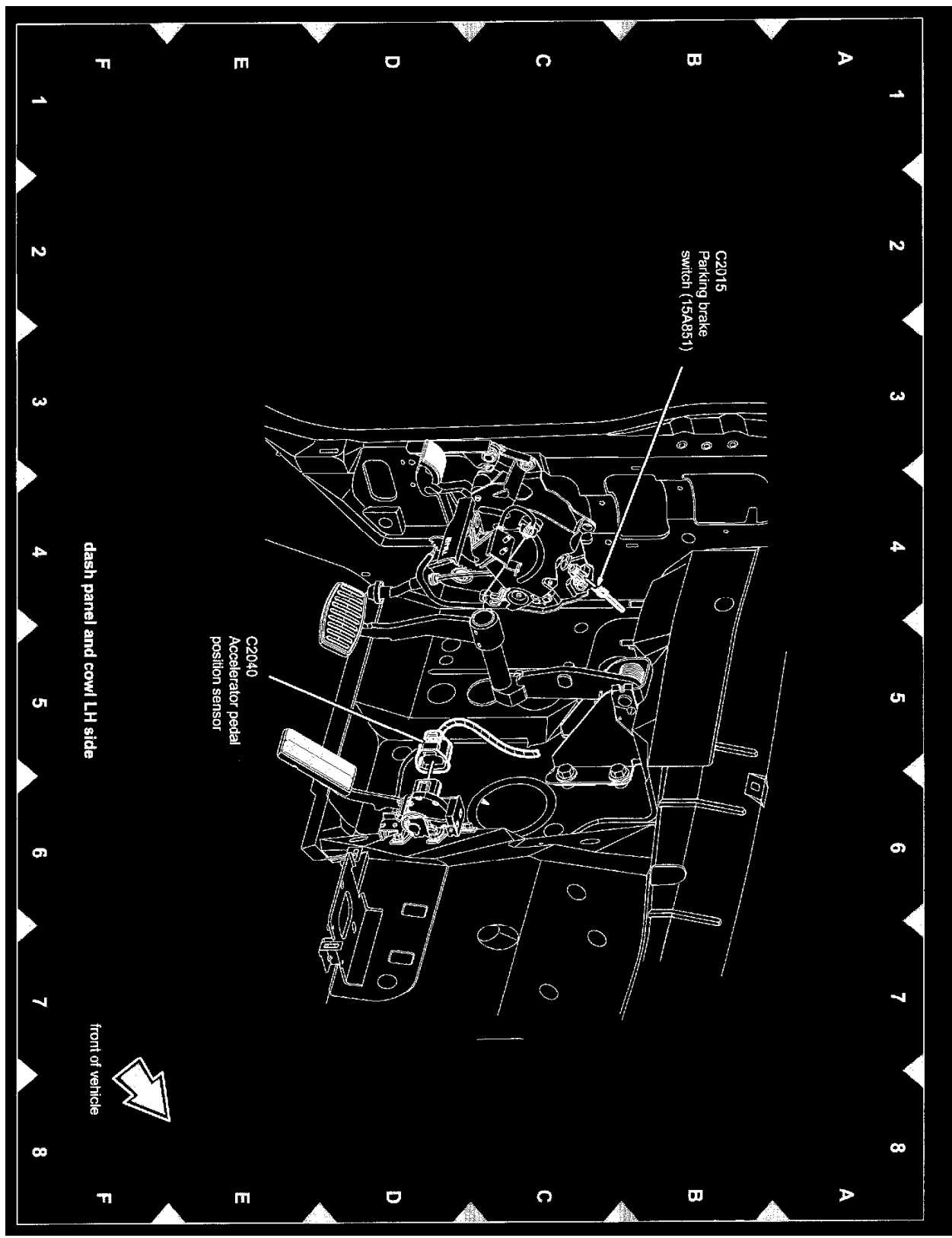
View 151-24



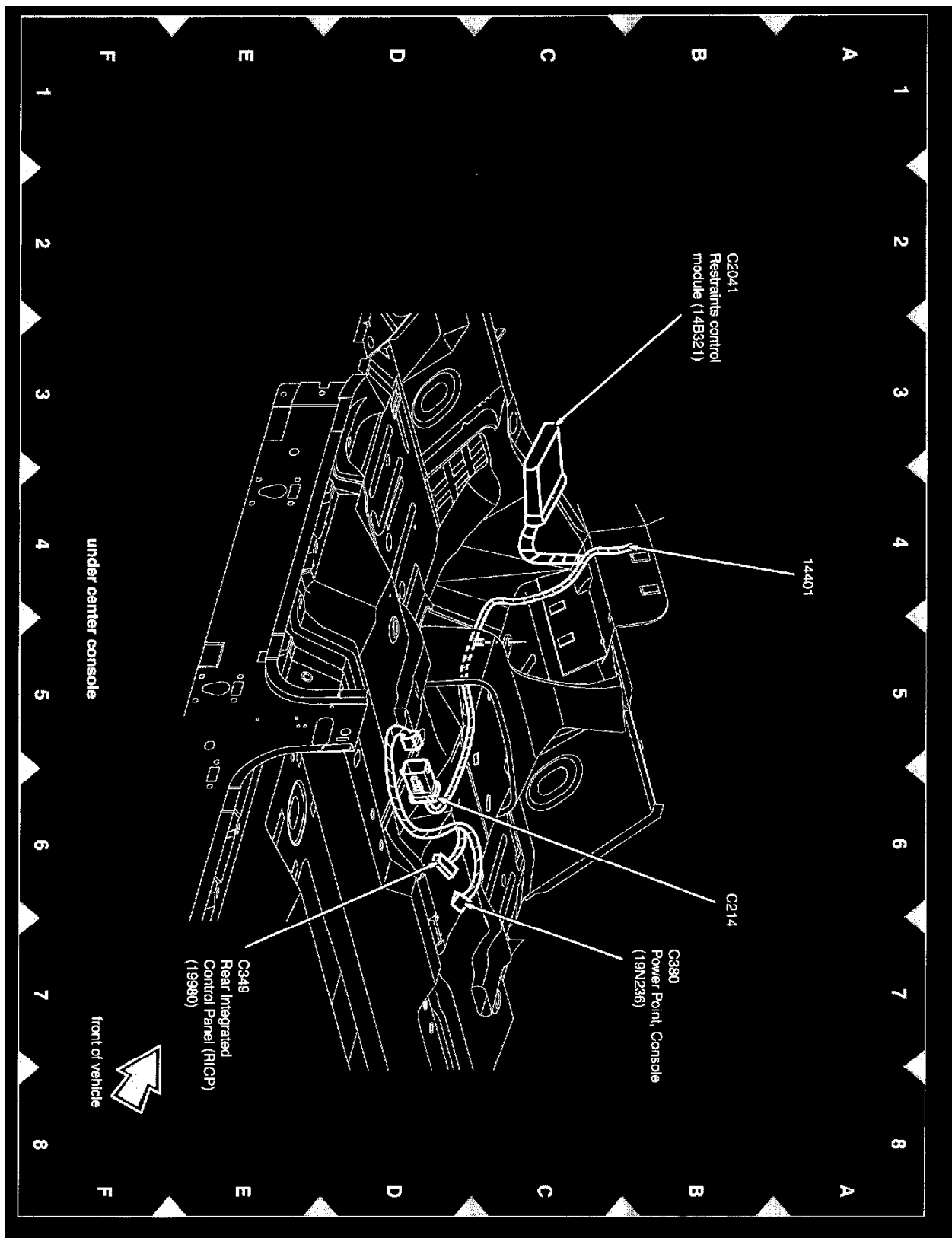
View 151-25



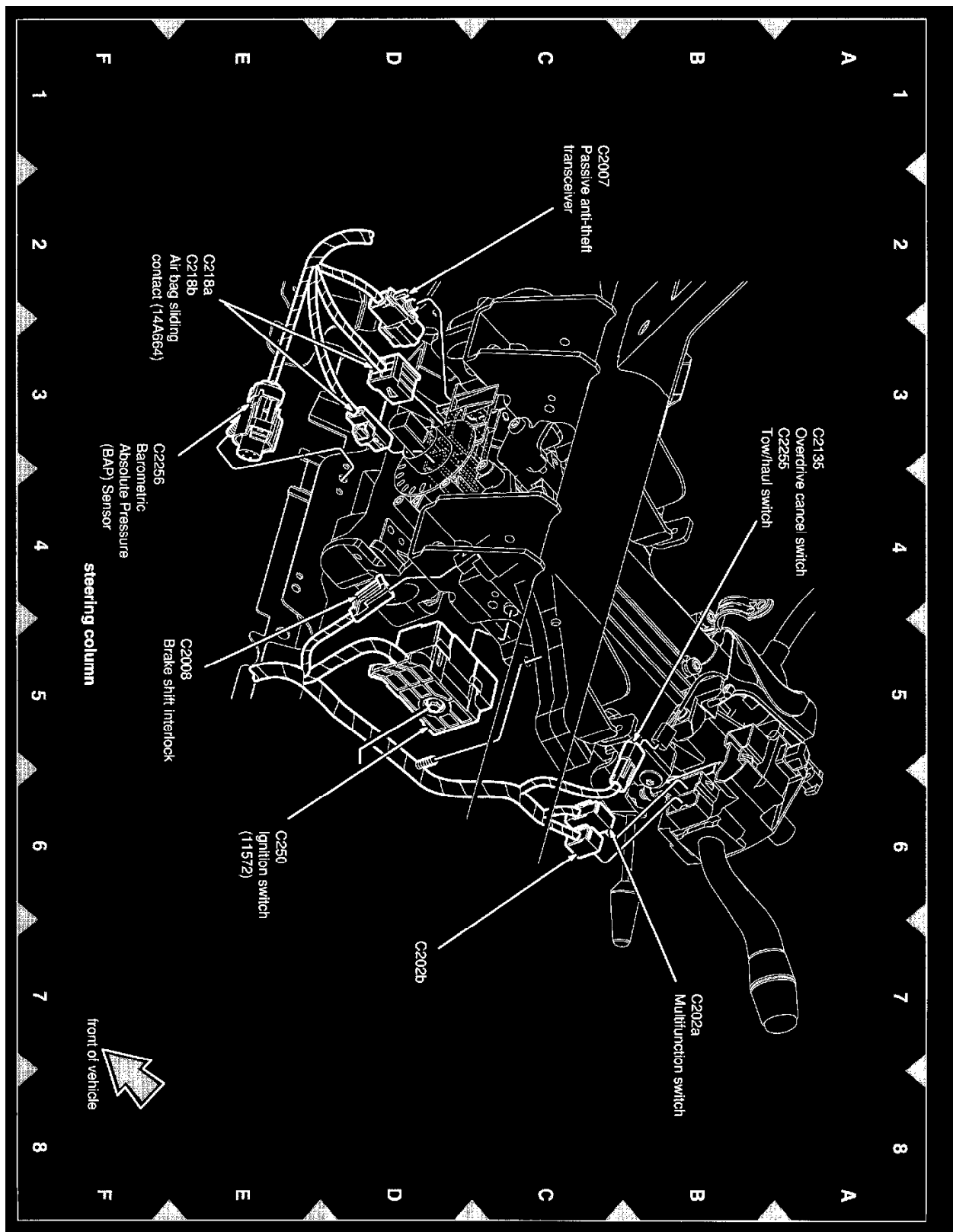
View 151-26



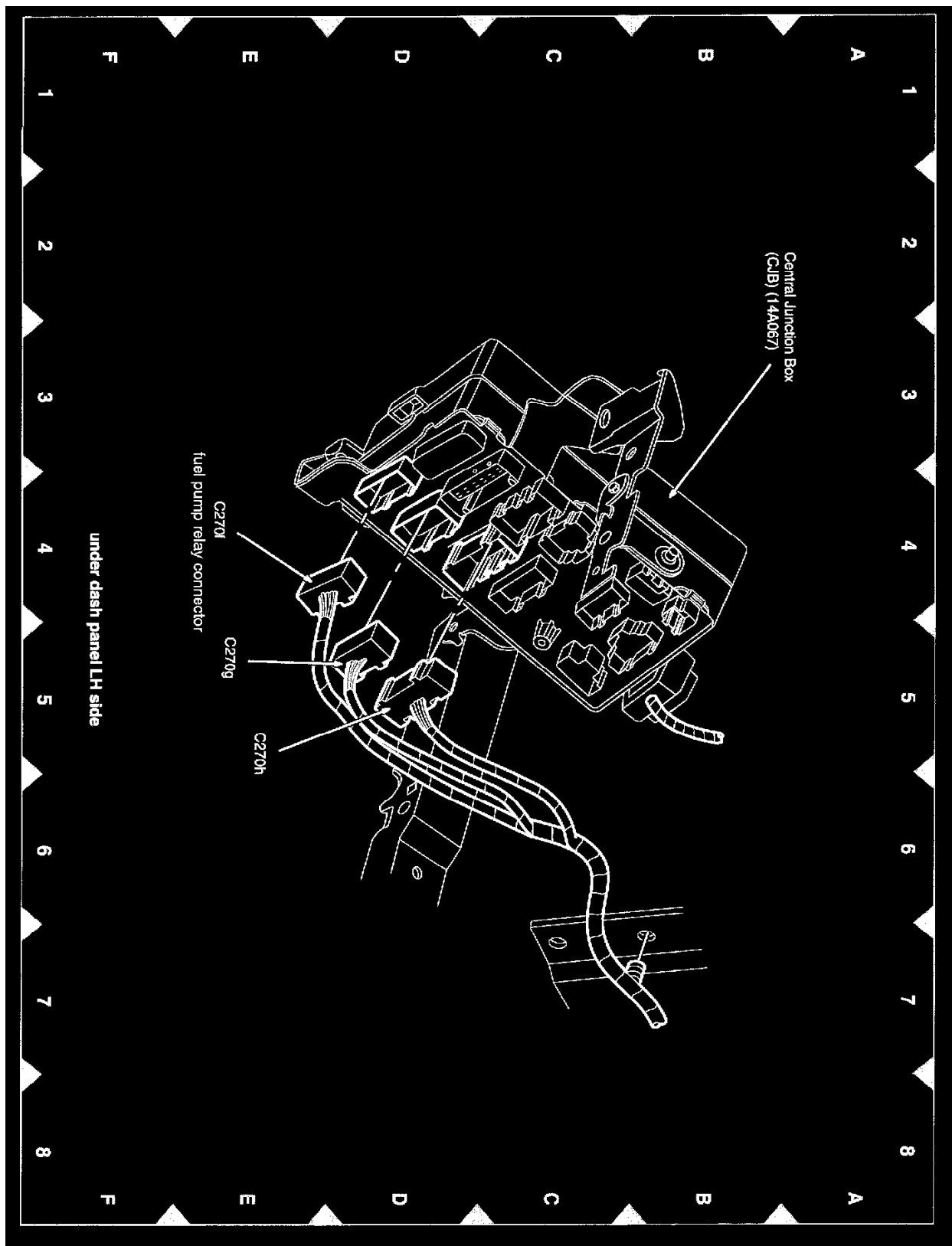
View 151-27



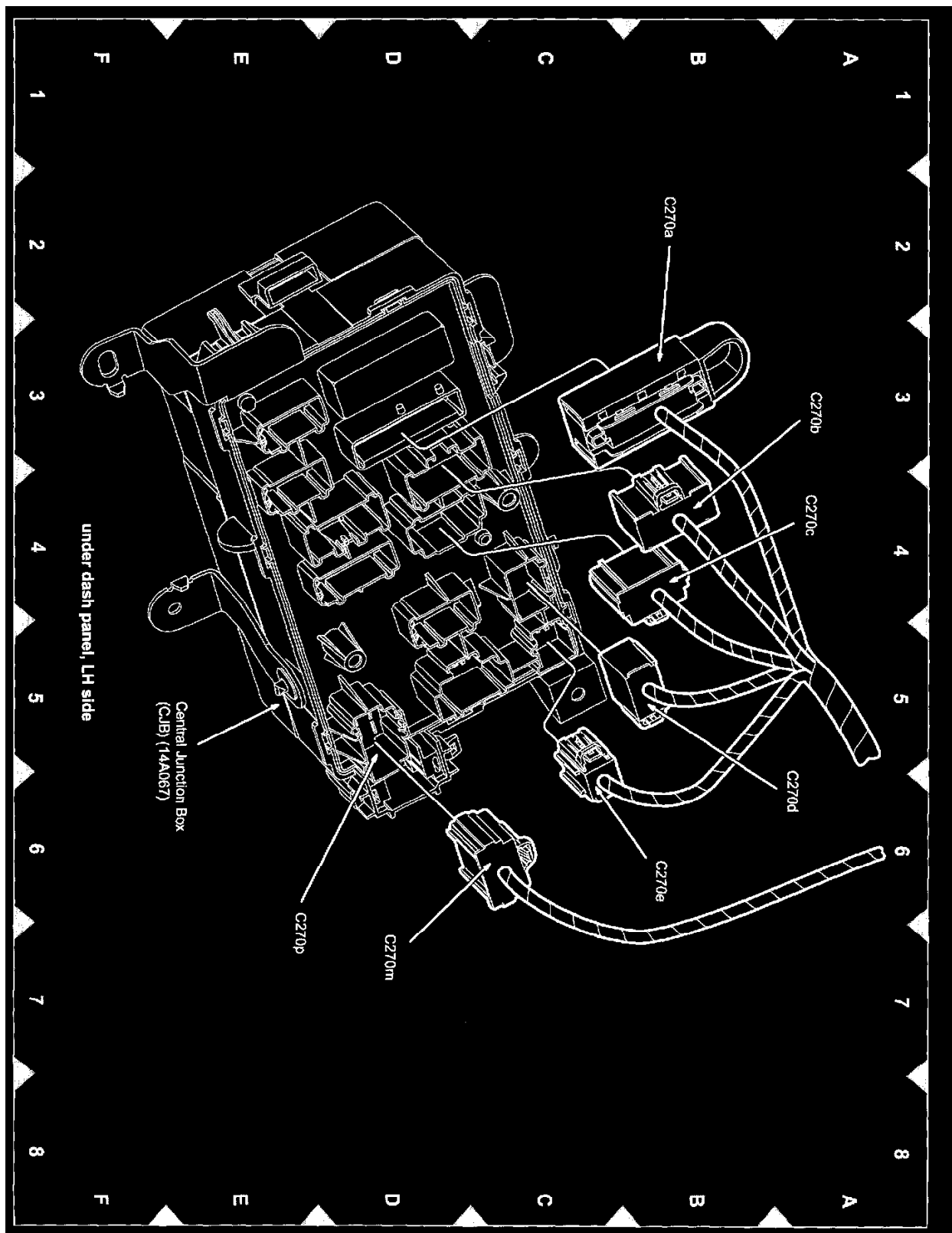
View 151-29



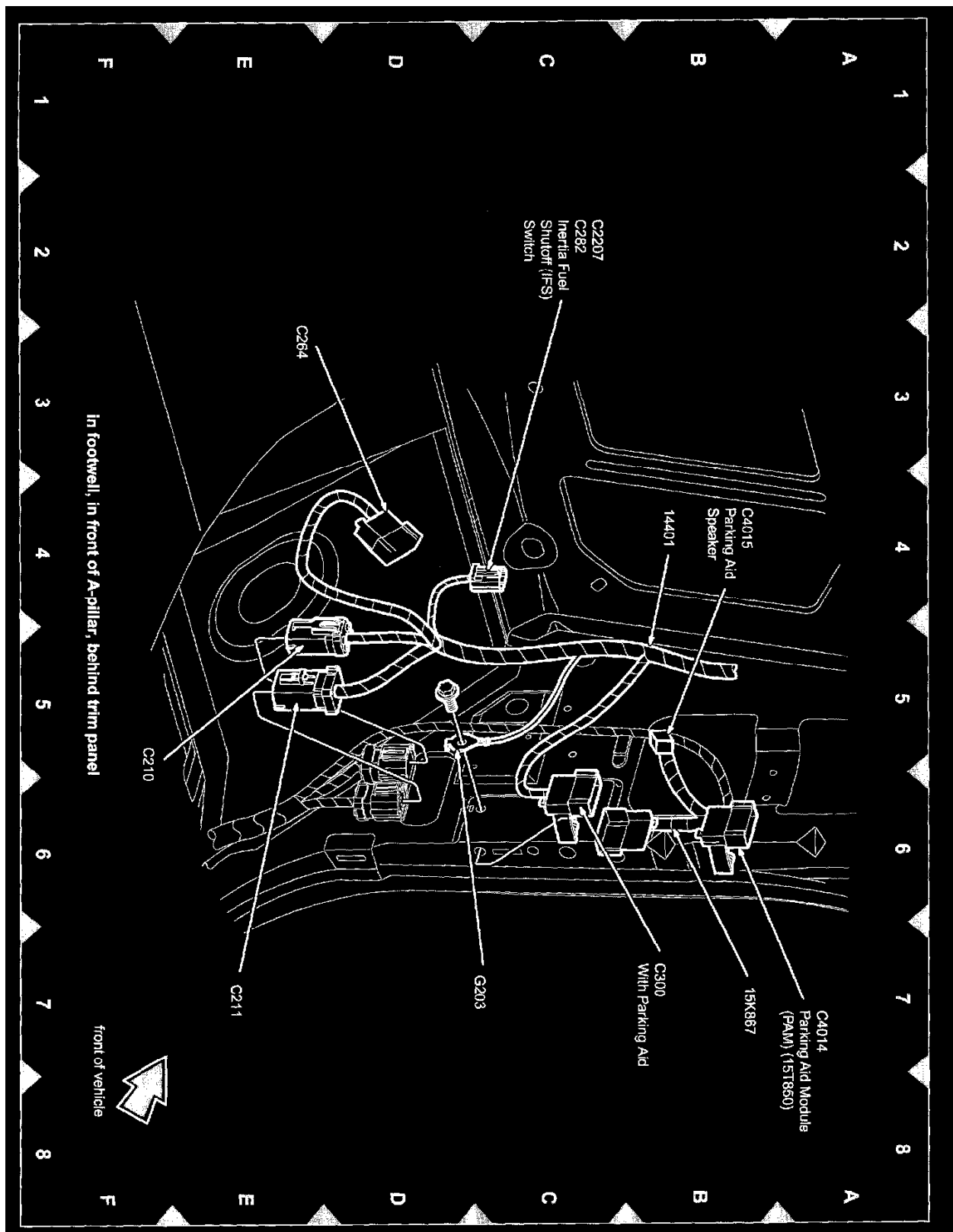
View 151-30



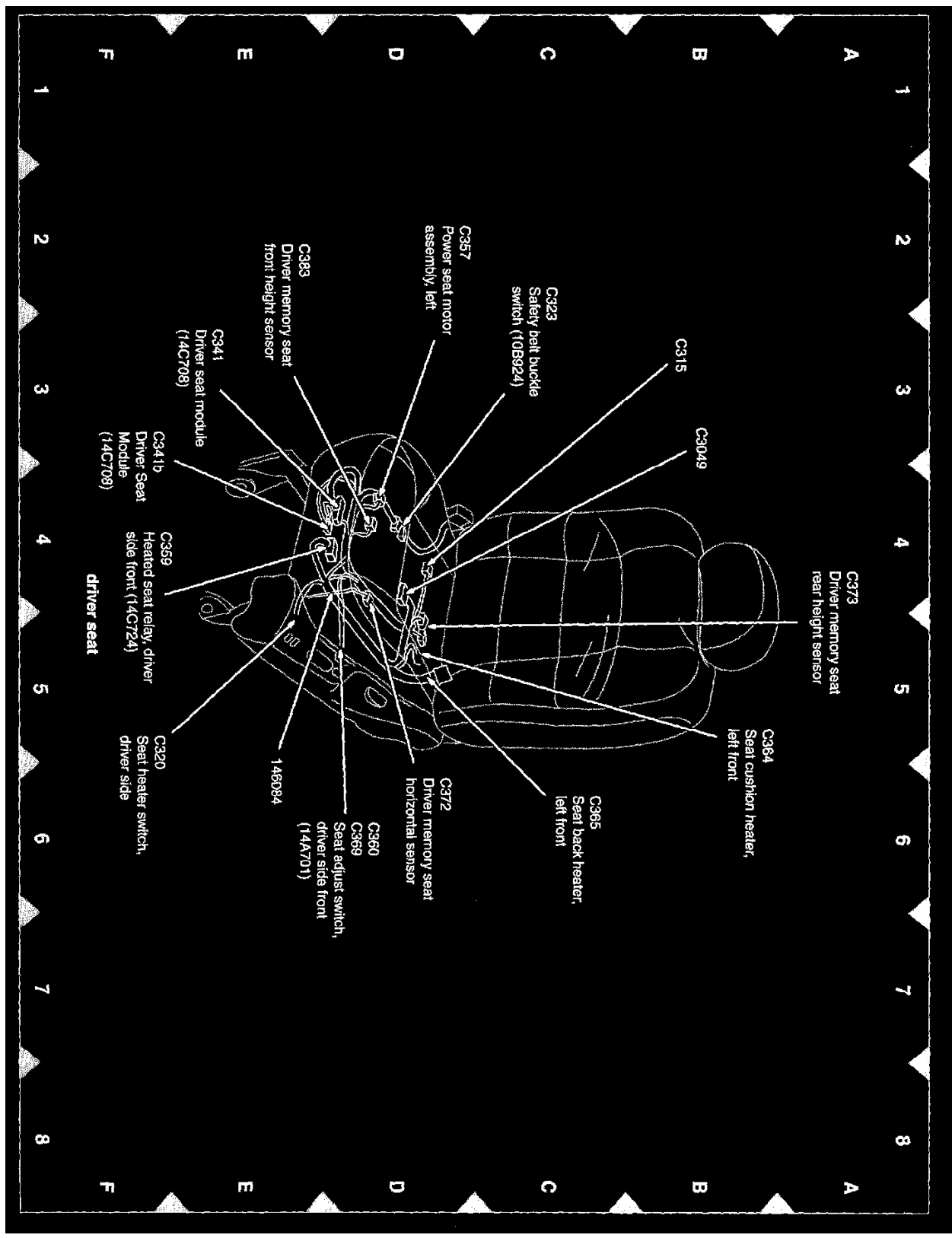
View 151-31



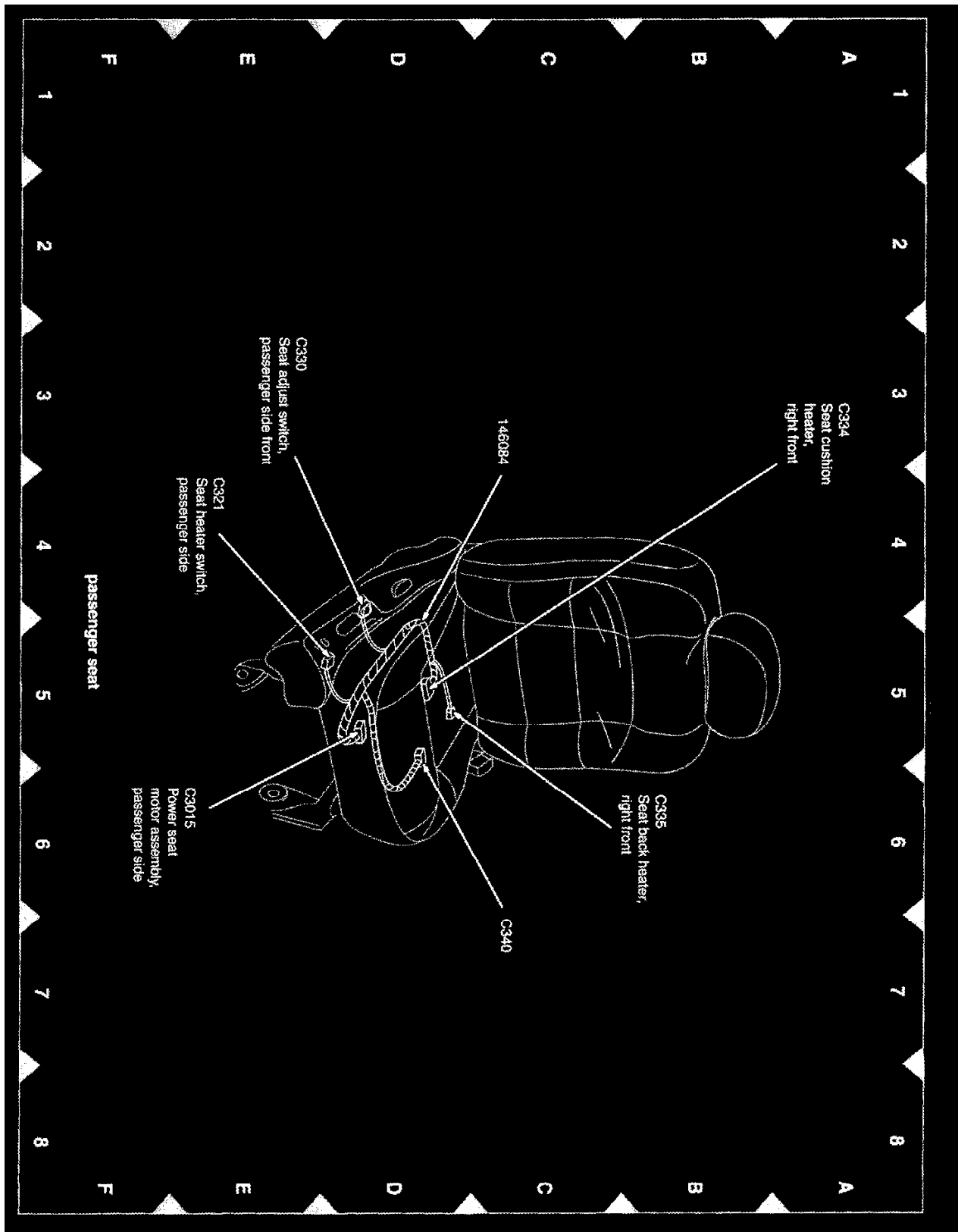
View 151-32



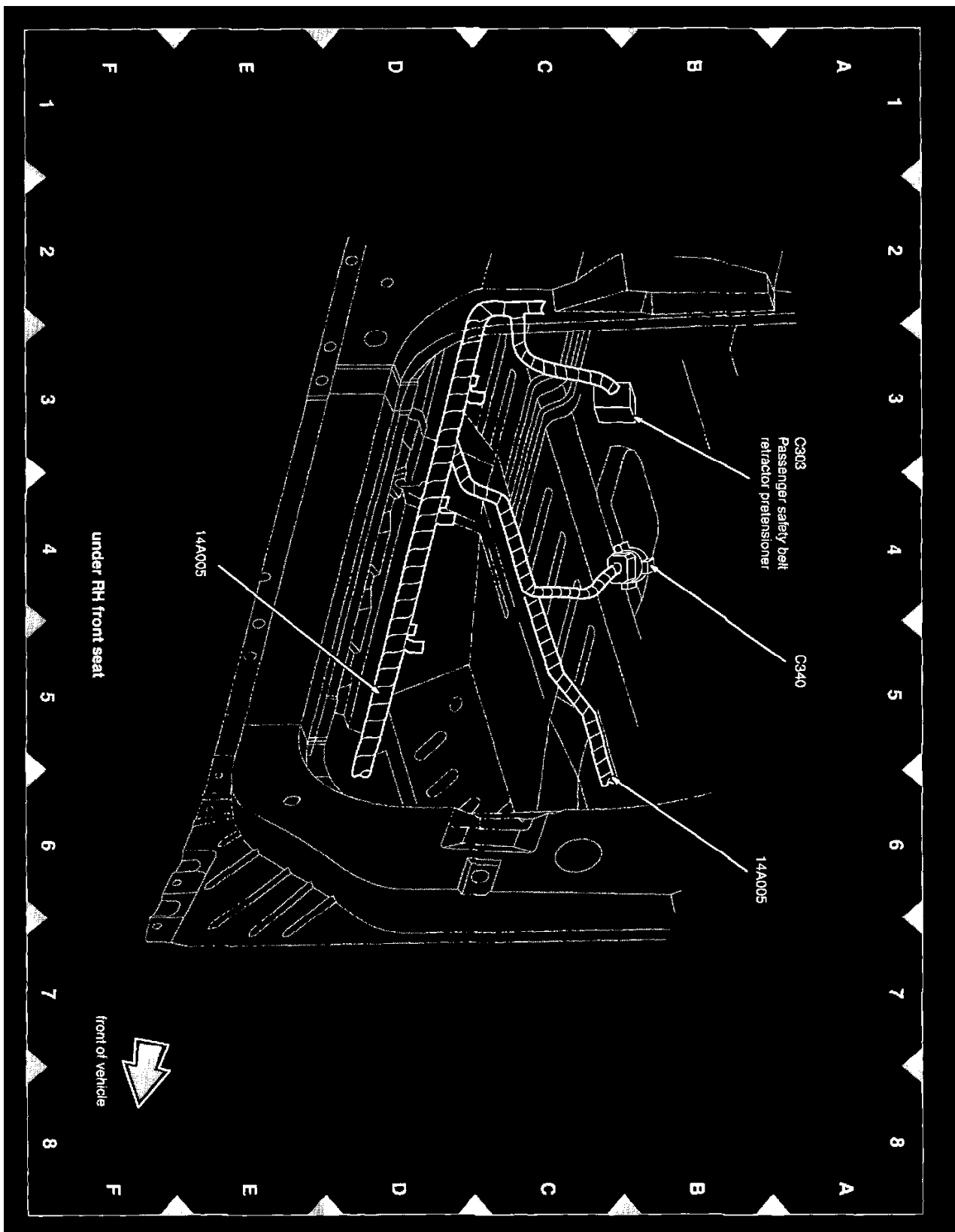
View 151-33



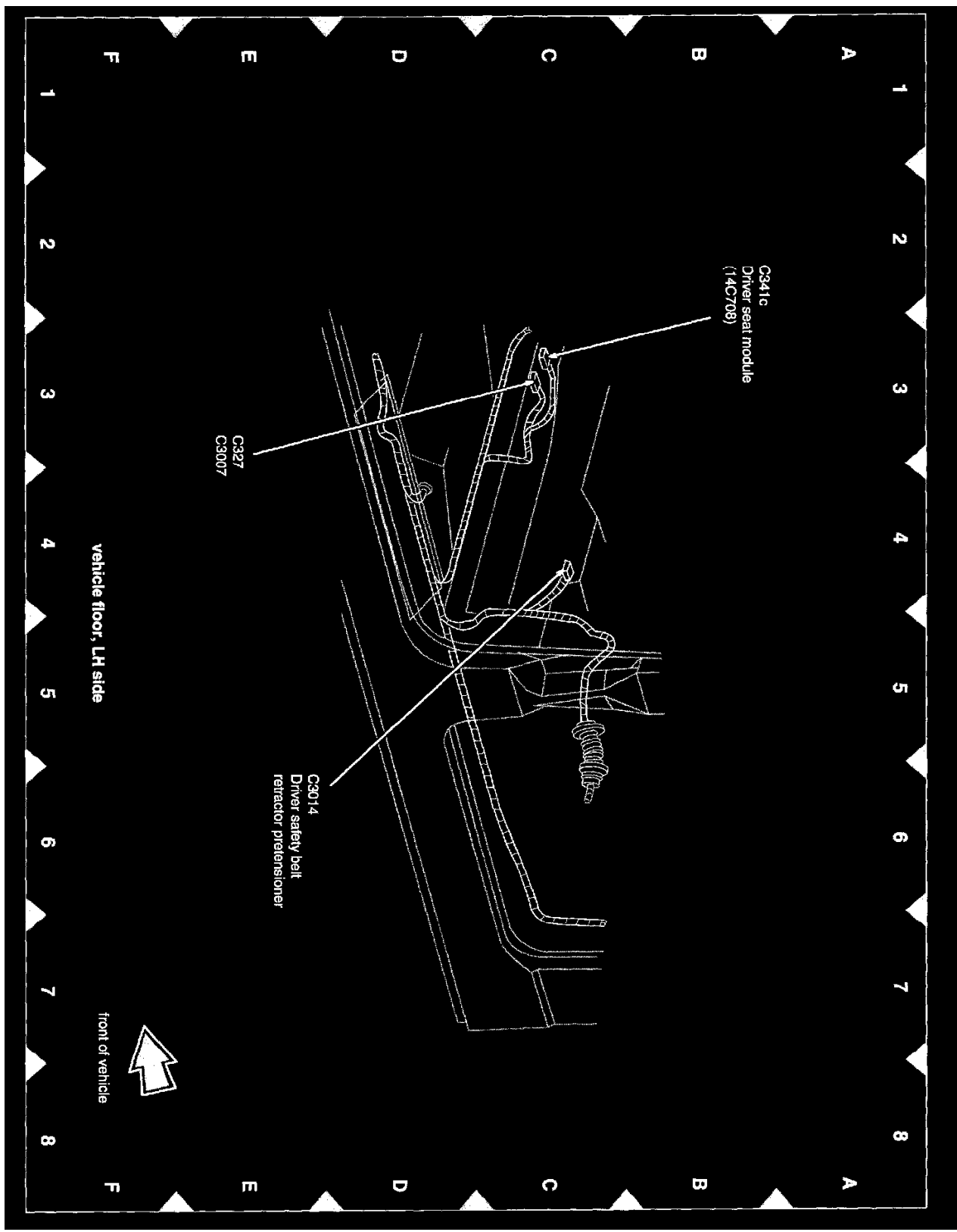
View 151-34



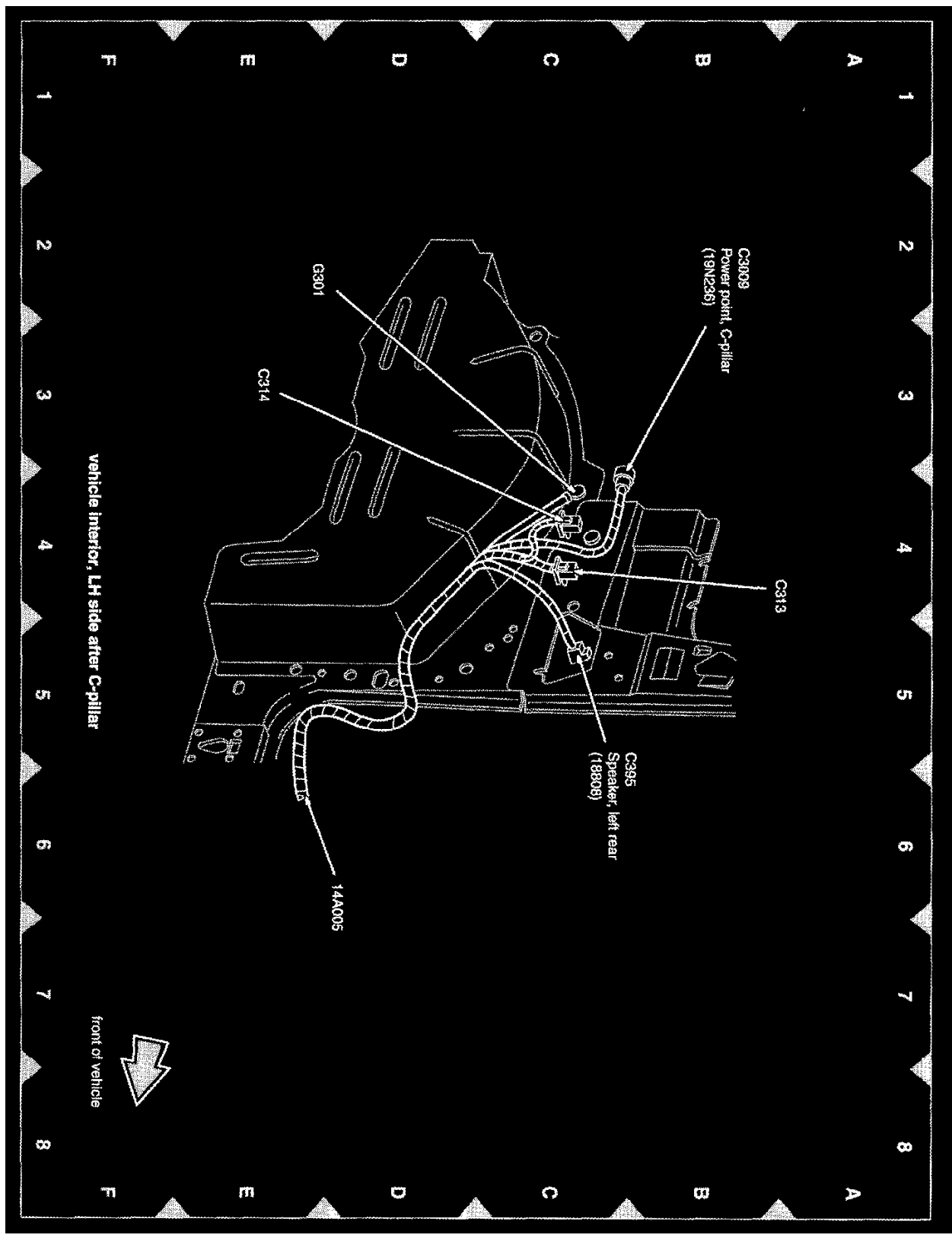
View 151-35



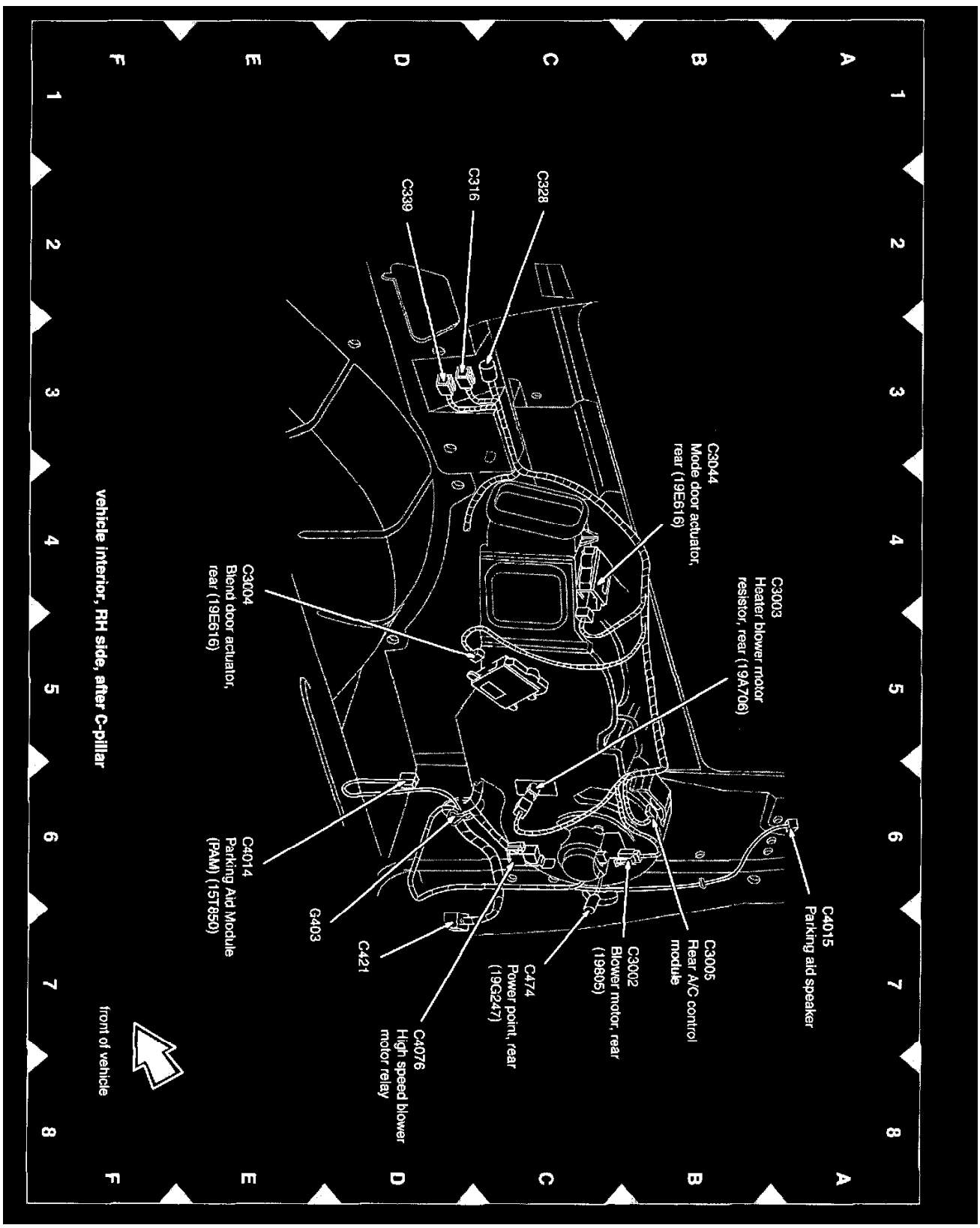
View 151-36



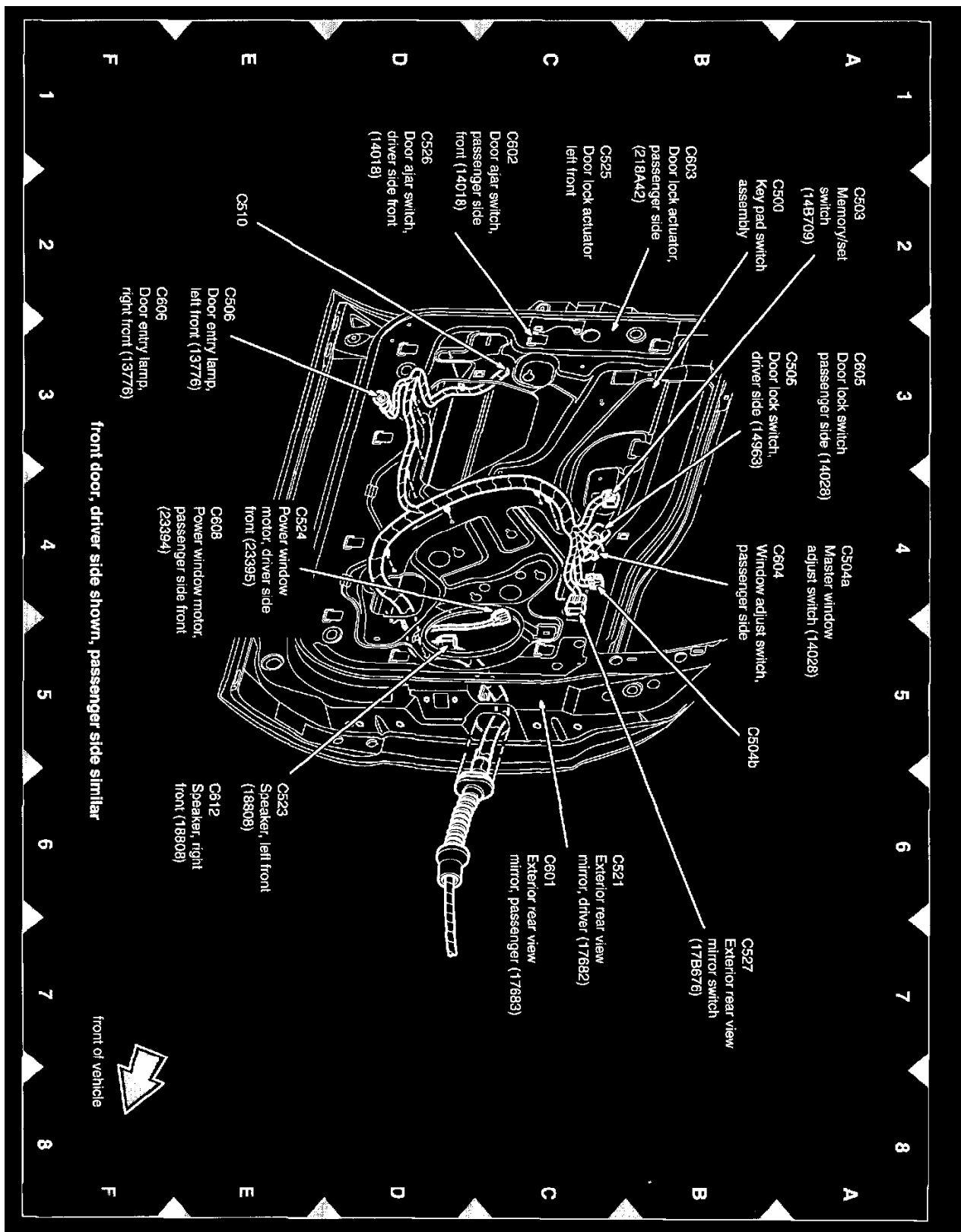
View 151-37



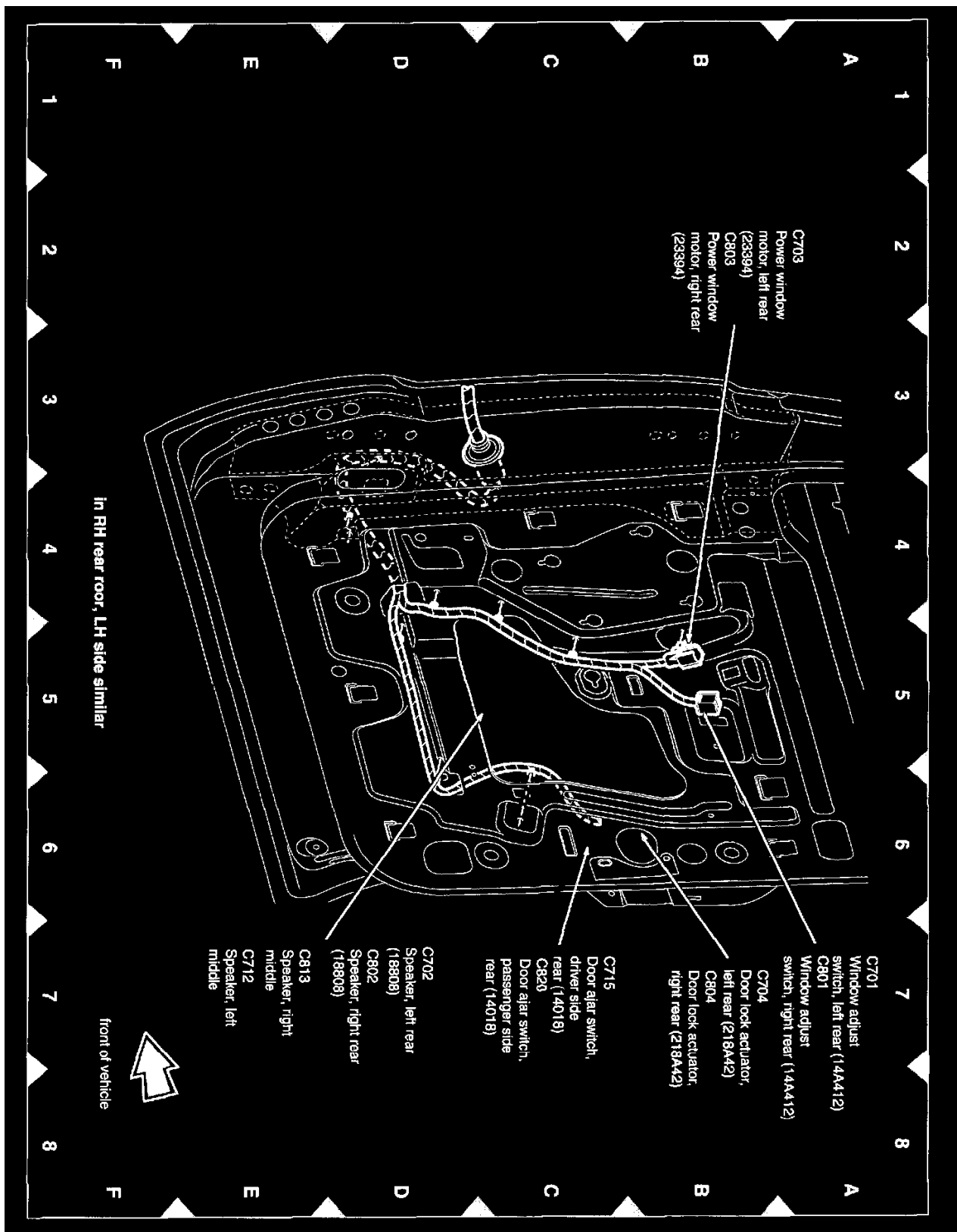
View 151-38



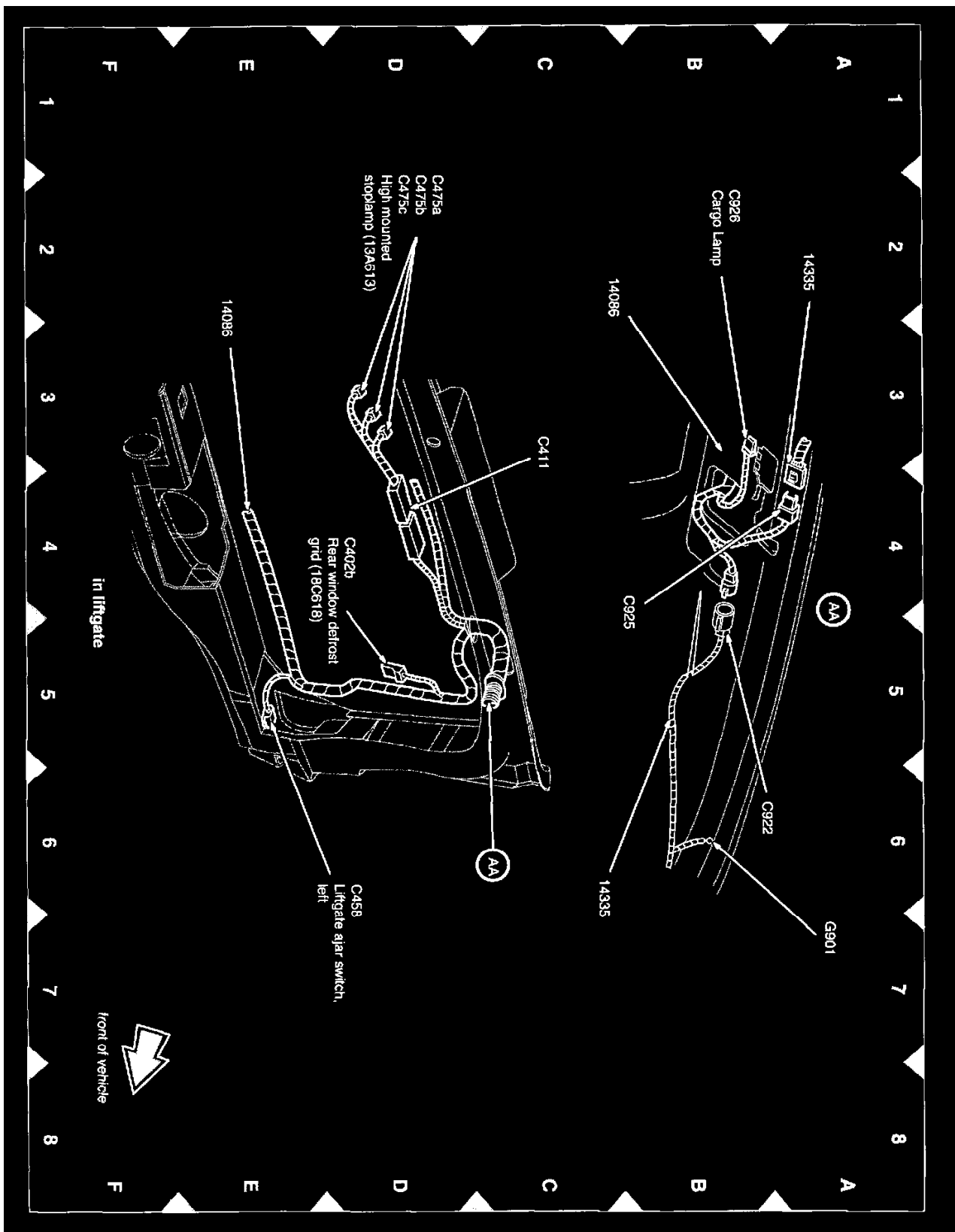
View 151-39



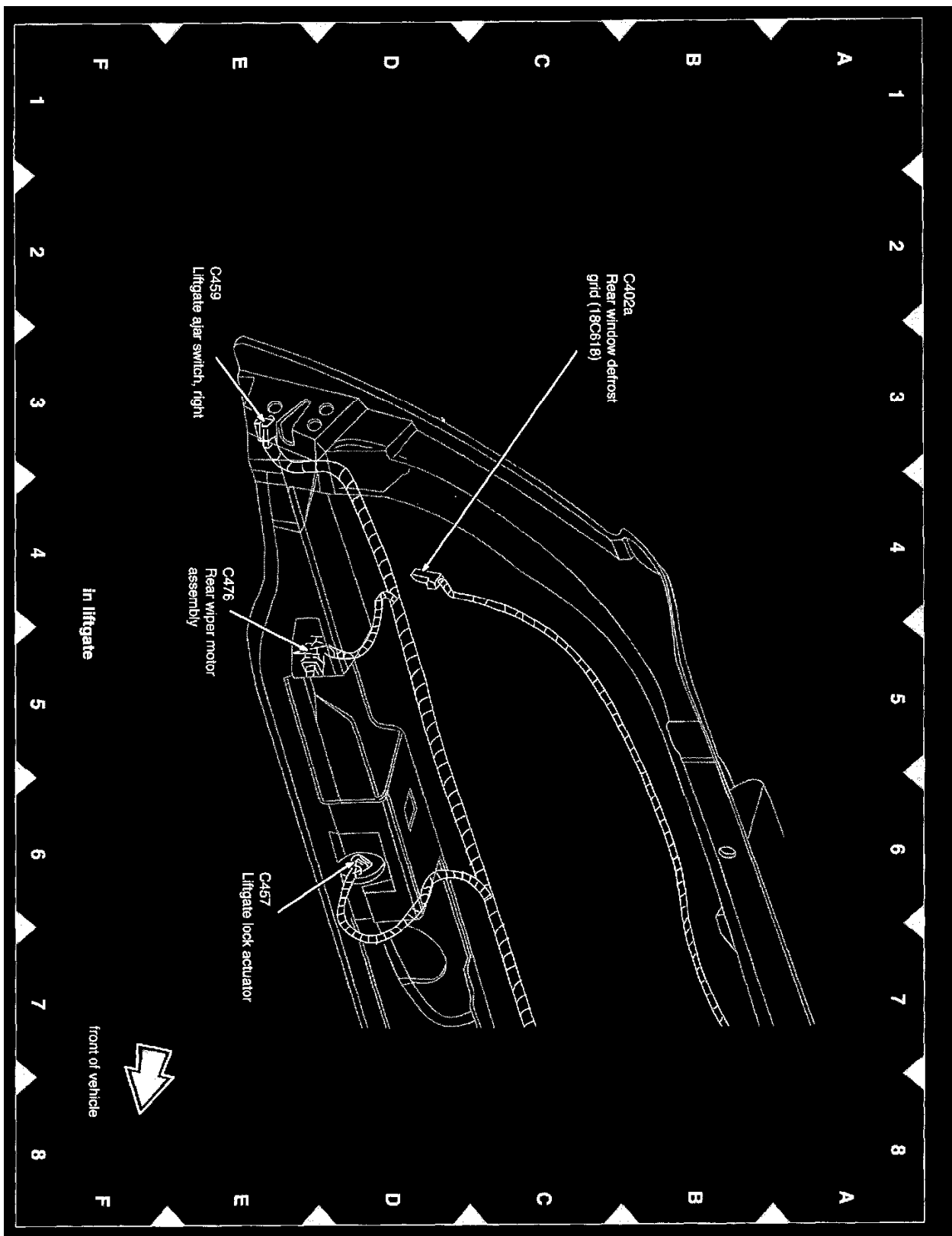
View 151-40



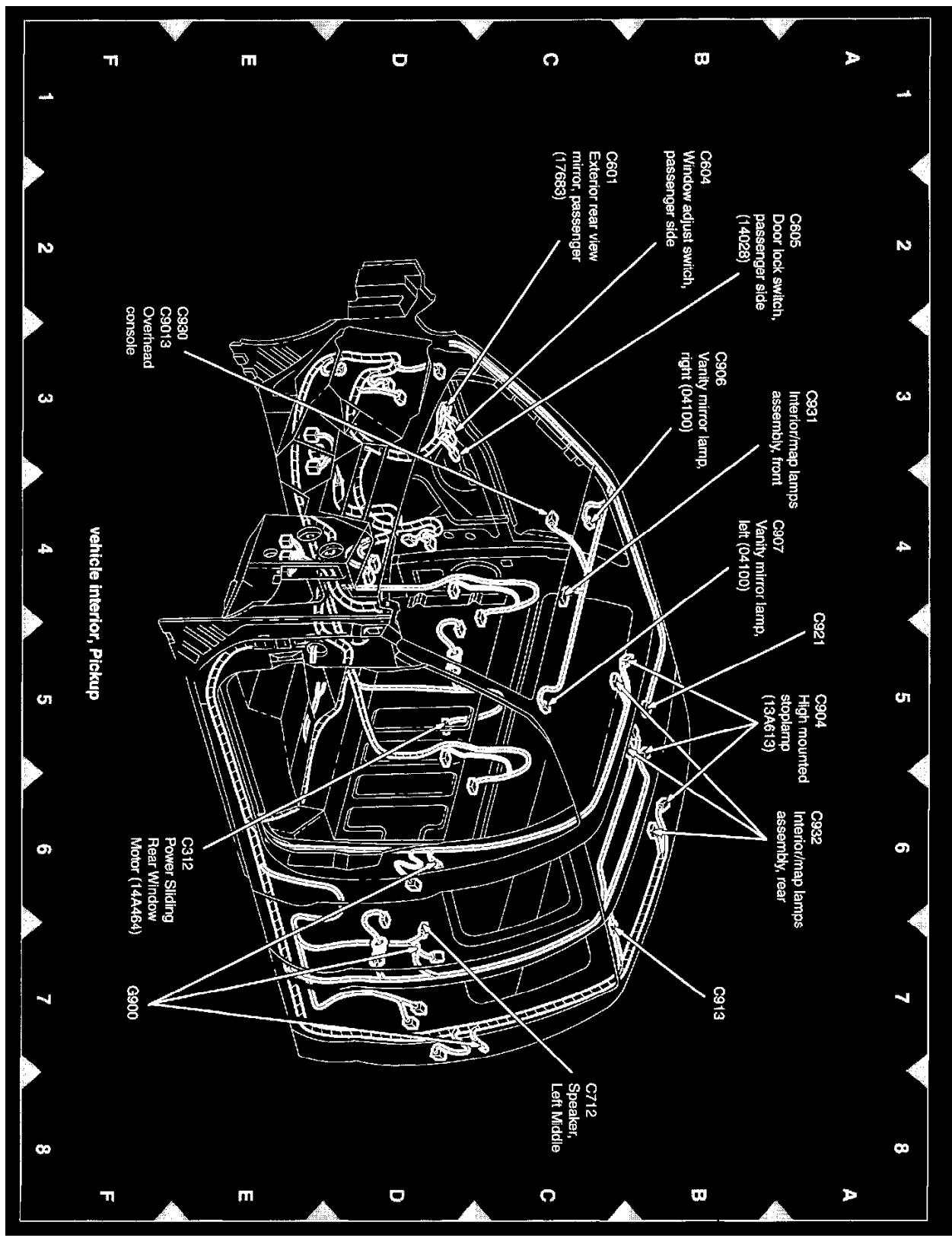
View 151-41



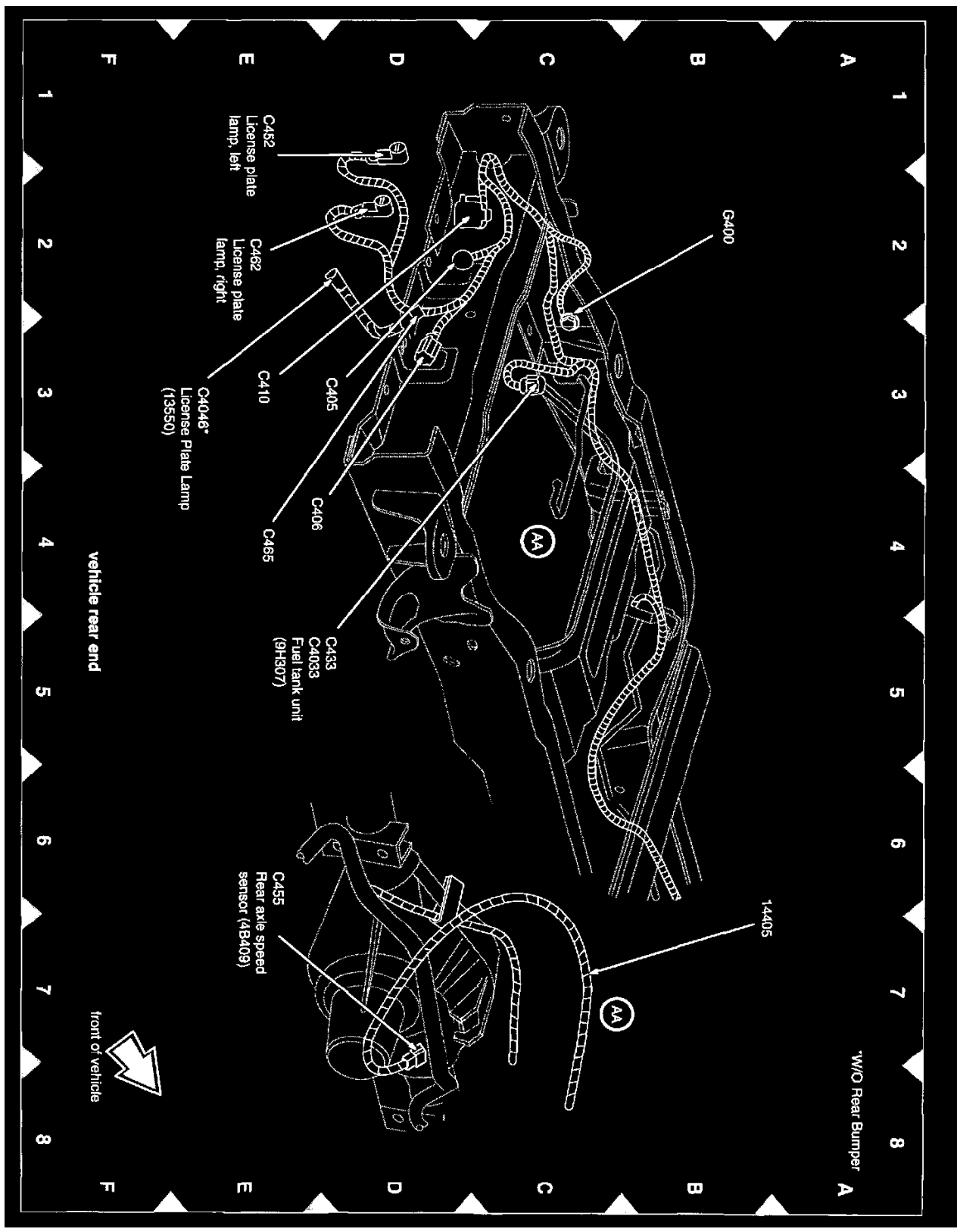
View 151-42



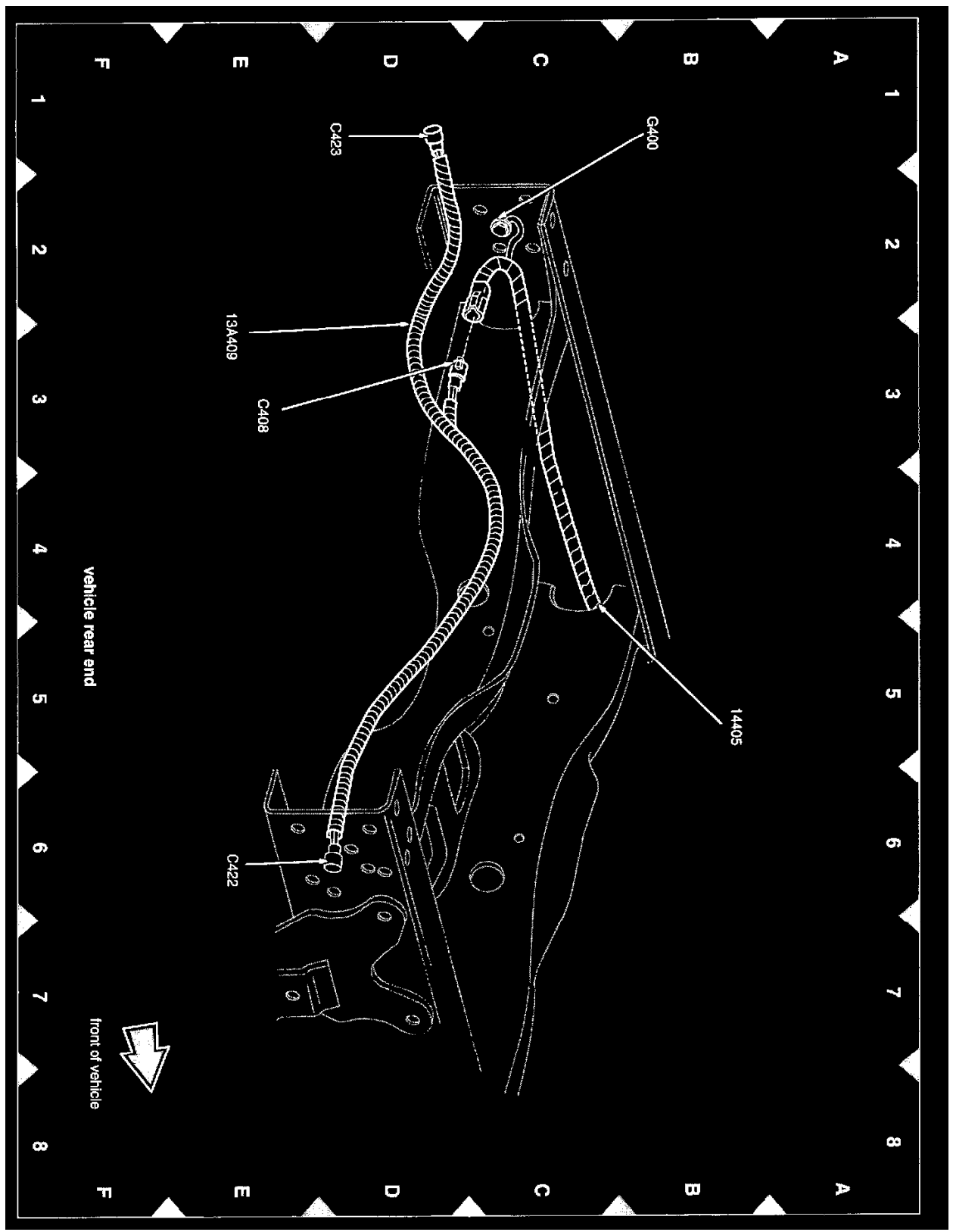
View 151-43



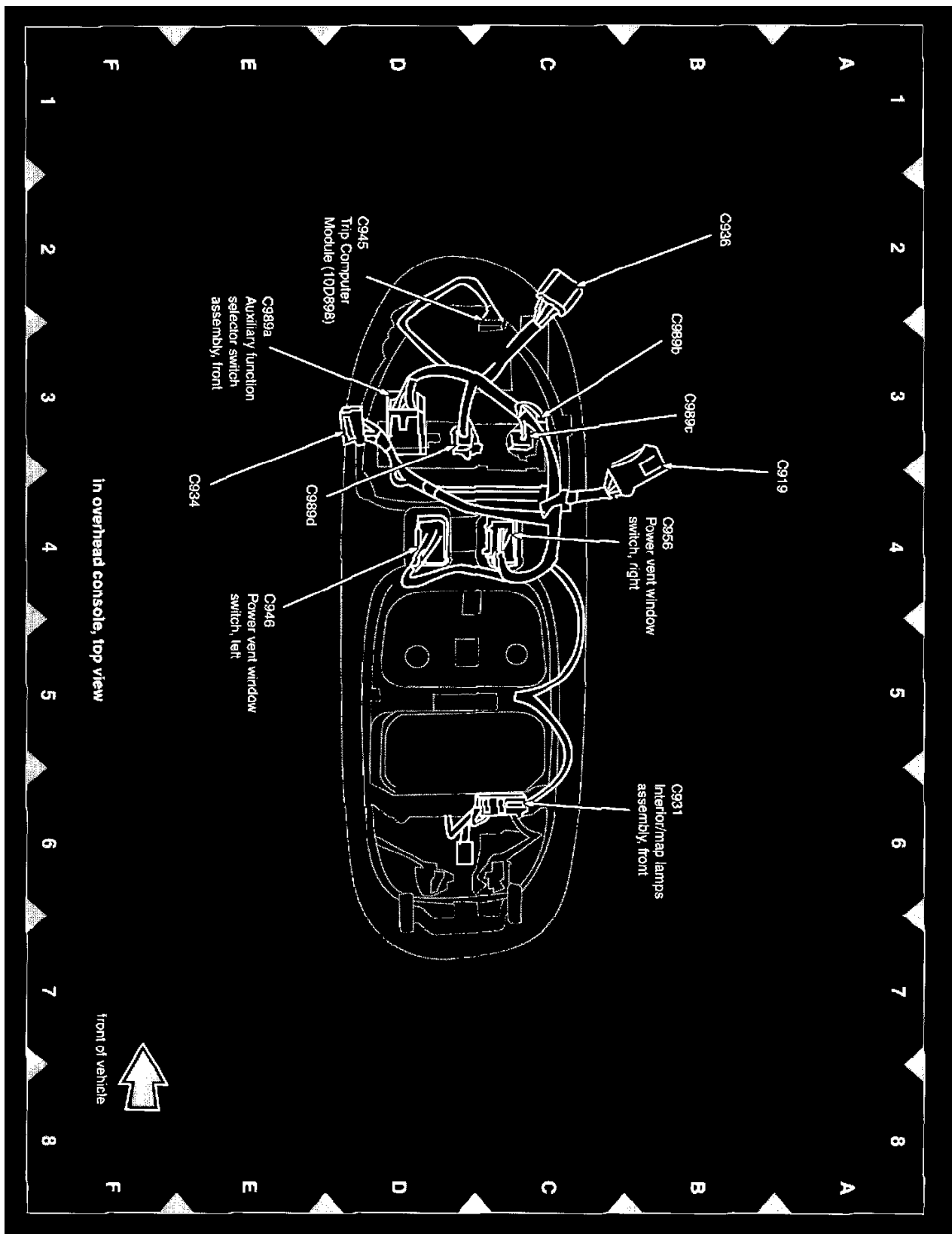
View 151-45



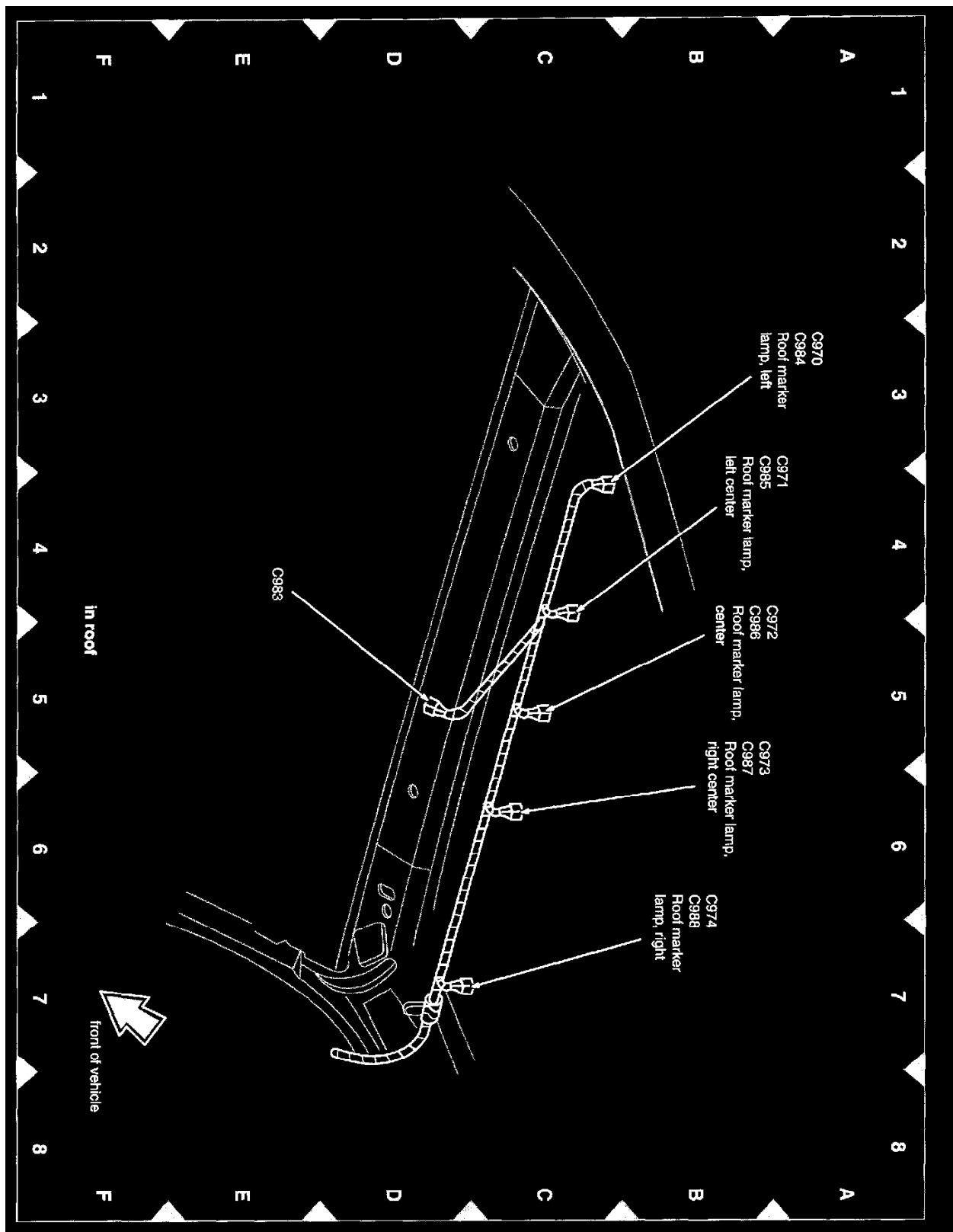
View 151-46



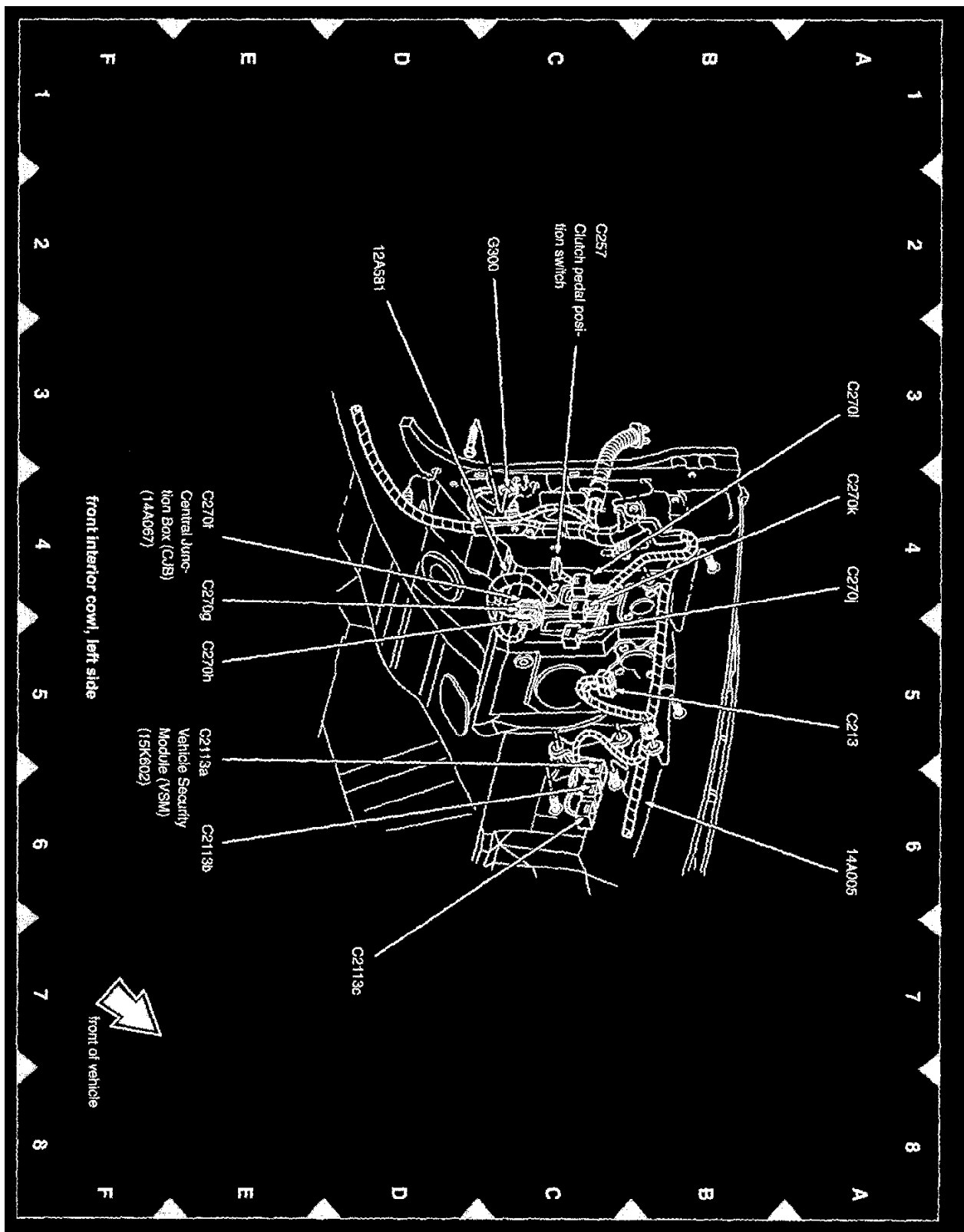
View 151-47



View 151-48



View 151-49



View 151-52

Splice Locations

Splices	Location		
S100	Wiring harness – Fog lamp jumper (15A211) near T/O to C1045	S119	Wiring harness – Engine control sensor (12A581) in T/O to C1381a
S101	Wiring harness – Fog lamp jumper (15A211) near T/O to C1045	S120	Wiring harness – Engine control sensor (12A581) in T/O to auxiliary relay box 5
S102	Wiring harness – Engine control sensor (12A581) near T/O to G101	S121	Wiring harness – Main (14401) near T/O to C1442
S103	Wiring harness – Engine control sensor (12A581) in T/O to auxiliary relay box 5-6-0L	S122	Wiring harness – Engine control sensor (12A581) near T/O to G100
S104	Wiring harness – Engine control sensor (12A581) near T/O to C150	S123	Wiring harness – Engine control sensor (12A581) near T/O to C150
S105	Wiring harness – Engine control sensor (12A581) near T/O to C146	S124	Wiring harness – Engine control sensor (12A581) near T/O to G100
S106	Wiring harness – Engine control sensor (12A581) in T/O to powertrain control module (PCM) (12A650)	S125	Wiring harness – Alternator rectifier system (14305) Cable assembly, battery positive
S107	Wiring harness – Engine control sensor (12A581) near T/O to C1443	S126	Wiring harness – Alternator rectifier system (14305) Cable assembly, battery positive
S108	Wiring harness – Engine control sensor (12A581) near T/O to C1443	S127	Wiring harness – Back up lamp switch to rear lamp feed (15525) in C1385
S110	Wiring harness – Engine control sensor (12A581) in T/O to C1381a	S128	Wiring harness – Back up lamp switch to rear lamp feed (15525) in T/O to C1385
S112	Wiring harness – Engine control sensor (12A581) in T/O to C1381a	S129	Wiring harness – Back-up lamp switch to rear lamp feed (15525) in T/O to C1385
S113	Wiring harness – Engine control sensor (12A581) near T/O to G100	S130	Wiring harness – Engine control sensor and fuel charge (12B637) near T/O to C186
S114	Wiring harness – Engine control sensor (12A581) near T/O to G101	S131	Wiring harness – Engine control sensor and fuel charge (12B637) near T/O to C117
S115	Wiring harness – Engine control sensor (12A581) near T/O to G101	S132	Wiring harness – Engine control sensor and fuel charge (12B637) near T/O to C117
S116	Wiring harness – Engine control sensor (12A581) in T/O to C1381a	S133	Wiring harness – Engine control sensor and fuel charge (12B637) near T/O to C186
S117	Wiring harness – Engine control sensor (12A581) in T/O to C1381a	S134	Wiring harness – Engine control sensor and fuel charge (12B637) near T/O to C118
S118	Wiring harness – Engine control sensor (12A581) in T/O to C1381a	S135	Wiring harness – Engine control sensor and fuel charge (12B637) near T/O to C183
		S136	Wiring harness – Engine control sensor and fuel charge (12B637) near T/O to C113
		S137	Wiring harness – Main (14401) near T/O to C1442
		S138	Wiring harness – Back up lamp switch to rear lamp feed (15525) in T/O to C168

S100-S138

Splices	Location		
S139	Wiring harness – Back up lamp switch to rear lamp feed (15525) in T/O to C168	S172	Wiring harness – Engine control sensor (12A581) near T/O to C1443
S141	Wiring harness – Engine control sensor (12A581) near T/O to C1381a	S173	Wiring harness – Engine control sensor (12A581) near T/O to G100
S143	Wiring harness – Alternator rectifier system (14305) in T/O to C1251a	S174	Wiring harness – Engine control sensor (12A581) in T/O to C1047
S144	Wiring harness – Main (14401) near T/O to C1442	S178	Wiring harness – Engine control sensor (12A581) near T/O to C124
S145	Wiring harness – Engine control sensor and fuel charge (12B637) near T/O to C110	S180	Wiring harness – Engine control sensor (12A581) near T/O to C1041
S149	Wiring harness – Alternator rectifier system (14305) Cable assembly, battery positive	S181	Wiring harness – Engine control sensor (12A581) near T/O to C146
S152	Wiring harness – Engine control sensor (12A581) in T/O to C1032	S182	Wiring harness – Engine control sensor (12A581) near T/O to G100
S157	Wiring harness – Engine control sensor (12A581) in T/O to C1308	S191	Wiring harness – Main (14401) near T/O to C146
S158	Wiring harness – Engine control sensor (12A581) in T/O to C1308	S198	Wiring harness – DTRL kit (13K027) near T/O to C1047
S159	Wiring harness – Engine control sensor (12A581) near T/O to C1021	S199	Wiring harness – Back up lamp switch to rear lamp feed (15525) in T/O to auxiliary relay box 3
S160	Wiring harness – Engine control sensor (12A581) near T/O to C270h	S201	Wiring harness – Main (14401) near T/O to instrument cluster
S162	Wiring harness – Engine control sensor (12A581) near T/O to G100	S202	Wiring harness – Main (14401) in T/O to C2041
S163	Wiring harness – Engine control sensor (12A581) near T/O to C1045	S203	Wiring harness – Main (14401) near T/O to instrument cluster
S165	Wiring harness – Alternator rectifier system (14305) in T/O to C1251a	S204	Wiring harness – Main (14401) near T/O to C264
S166	Wiring harness – Alternator rectifier system (14305) in T/O to C1251a	S205	Wiring harness – Main (14401) near T/O to C278
S169	Wiring harness – Engine control sensor (12A581) in T/O to C1045	S206	Wiring harness – Main (14401) near T/O to C218b
S170	Wiring harness – Engine control sensor (12A581) near T/O to C1025	S207	Wiring harness – Main (14401) near T/O to C250
S171	Wiring harness – Engine control sensor (12A581) in T/O to auxiliary relay box 5	S208	Wiring harness – Main (14401) near T/O to C264
		S209	Wiring harness – Main (14401) in T/O to C252

S139-S209

Splices	Location	S232	Wiring harness – Main (14401) near T/O to auxiliary relay box 1
S210	Wiring harness – Main (14401) near T/O to C250	S233	Wiring harness – Body main (14A005) near grommet, right front door
S213	Wiring harness – Main (14401) near T/O to C291	S234	Wiring harness – Main (14401) near T/O to C1393
S214	Wiring harness – Main (14401) near T/O to C278	S235	Wiring harness – Main (14401) near T/O to auxiliary relay box 1
S215	Wiring harness – Main (14401) near T/O to C205a	S236	Wiring harness – Body main (14A005) near T/O to C303
S216	Wiring harness – Main (14401) near T/O to C218b	S240	Wiring harness – Main (14401) near T/O to C278
S217	Wiring harness – Main (14401) near T/O to instrument cluster	S242	Wiring harness – Main (14401) in T/O to Data Link Connector (DLC) (14489)
S218	Wiring harness – Main (14401) near T/O to instrument cluster	S244	Wiring harness – Main (14401) near T/O to C278
S219	Wiring harness – Main (14401) near T/O to C286	S245	Wiring harness – Main (14401) near T/O to C2041
S221	Wiring harness – Main (14401) in T/O to instrument cluster	S246	Wiring harness – Main (14401) near T/O to C2041
S222	Wiring harness – Main (14401) near T/O to C250	S247	Wiring harness – Main (14401) near T/O to C256
S223	Wiring harness – Main (14401) near T/O to C291	S248	Wiring harness – Main (14401) in T/O to C228a, C228b
S224	Wiring harness – Main (14401) near T/O to C210	S249	Wiring harness – Main (14401) in T/O to Auxiliary relay box 1
S225	Wiring harness – Main (14401) near T/O to instrument cluster	S250	Wiring harness – Back up lamp switch to rear lamp feed (15525) in T/O to auxiliary relay box 3
S226	Wiring harness – Main (14401) near T/O to C2041	S252	Wiring harness – Main (14401) near T/O to C218b
S228	Wiring harness – Main (14401) near T/O to instrument cluster	S253	Wiring harness – Main (14401) in T/O to instrument cluster
S229	Wiring harness – Main (14401) near T/O to instrument cluster	S254	Wiring harness – Main (14401) in T/O to instrument cluster
S230	Wiring harness – Main (14401) near T/O to C2041	S255	Wiring harness – Back up lamp switch to rear lamp feed (15525) near T/O to C193
S231	Wiring harness – Main (14401) near T/O to C1393	S257	Wiring harness – Main (14401) near T/O to C289

S210-S257

Splices	Location		
S258	Wiring harness – Main (14401) near T/O to C278	S292	Wiring harness – Body main (14A005) in T/O to C210
S259	Wiring harness – Main (14401) near T/O to C278	S293	Wiring harness – Body main (14A005) in T/O to C213
S265	Wiring harness – Main (14401) near T/O to G300	S294	Wiring harness – Body main (14A005) near T/O to C213
S268	Wiring harness – Main (14401) in T/O to instrument cluster	S297	Wiring harness – Body main (14A005) near T/O to G300
S271	Wiring harness – Main (14401) near T/O to instrument cluster	S298	Wiring harness – Main (14401) in T/O to instrument cluster
S272	Wiring harness – Main (14401) near T/O to C205a	S299	Wiring harness – Main (14401) in T/O to C2041
S278	Wiring harness – Main (14401) in T/O to instrument cluster	S300	Wiring harness – Body main (14A005) near T/O to G900
S279	Wiring harness – Body main (14A005) near T/O to Central Junction Box (CJB) – Excursion	S301	Wiring harness – Passenger, driver seat jumper (14B084) near T/O to C323
S279	Wiring harness – Body main (14A005) near T/O to G300 – Pickup	S302	Wiring harness – Body main (14A005) near T/O to C340
S282	Wiring harness – Main (14401) near T/O to C2041	S303	Wiring harness – Body main (14A005) near T/O to C340
S283	Wiring harness – Main (14401) near T/O to C2041	S304	Wiring harness – Body main (14A005) near T/O to C340
S284	Wiring harness – Main (14401) in T/O to Data Link Connector (DLC) (14489)	S305	Wiring harness – Body main (14A005) near T/O to C307
S285	Wiring harness – Main (14401) in T/O to C290a	S306	Wiring harness – Body main (14A005) near T/O to C307
S286	Wiring harness – Main (14401) in T/O to Data Link Connector (DLC) (14489)	S307	Wiring harness – Body main (14A005) in T/O to C341c
S289	Wiring harness – Body main (14A005) near T/O to G300	S309	Wiring harness – Running board lamps (19F504) near T/O to C3084
S290	Wiring harness – Main (14401) near T/O to C290a	S310	Wiring harness – Running board lamps (19F504) near T/O to C3087
S291	Wiring harness – Body main (14A005) near T/O to C210	S311	Wiring harness – Running board lamps (19F504) near T/O to C3085
		S312	Wiring harness – Running board lamps (19F504) near T/O to C3087
		S313	Wiring harness – Running board lamps (19F504) near T/O to C432
		S314	Wiring harness – Body main (14A005) near grommet, vehicle floor, LH side

S258-S314

Splices	Location		
S316	Wiring harness – Body main (14A005) near grommet, vehicle floor, LH side	S344	Wiring harness – Tail lamps (14405) near T/O to C142
S317	Wiring harness – Body main (14A005) near grommet, vehicle floor, LH side	S355	Wiring harness – Passenger, driver seat jumper (14B084) near T/O to C340
S318	Wiring harness – Body main (14A005) near T/O to G300	S400	Wiring harness – Tail lamps (14405) near T/O to C3095
S319	Wiring harness – Vehicle interior, rear (14A504) in T/O to C4014	S401	Wiring harness – Tail lamps (14405) near T/O to G400
S320	Wiring harness – Vehicle interior, rear (14A504) near T/O to C474	S404	Wiring harness – Rear lamp connector (13A409) near T/O to C405
S321	Wiring harness – Vehicle interior, rear (14A504) near T/O to C474	S405	Wiring harness – Rear lamp connector (13A409) near T/O to C408
S322	Wiring harness – Vehicle interior, rear (14A504) near T/O to C474	S406	Wiring Harness- tail lamps (14405) near T/O to G 400
S323	Wiring harness – Vehicle interior, rear (14A504) near T/O to C474	S407	Wiring harness – Tail lamps (14405) near T/O to G400
S324	Wiring harness – Console panel (14B079) near T/O to C380	S408	Wiring harness – Tail lamps (14405) near T/O to C410
S325	Wiring harness – Seat control feed jumper (14B122) near T/O to C372	S409	Wiring harness – Tail lamps (14405) near T/O to C4132
S326	Wiring harness – Seat control feed jumper (14B122) near T/O to C373	S410	Wiring harness – Tail lamps (14405) near T/O to C1442
S327	Wiring harness – Seat regulator near T/O to C315, with memory (14A699), without memory (14B084)	S411	Wiring harness – Tail lamps (14405) near T/O to C140
S328	Wiring harness – Body main (14A005) near T/O to G300	S412	Wiring harness – Tail lamps (14405) near T/O to C140
S329	Wiring harness – Body main (14A005) near T/O to G300	S413	Wiring harness – Tail lamps (14405) near T/O to C140
S330	Wiring harness – Body main (14A005) near T/O to C395	S414	Wiring harness – Tail lamps (14405) near T/O to C438
S332	Wiring harness – Passenger, driver seat jumper (14B084) near T/O to C323	S415	Wiring harness – Liftgate ajar switch (14086) NEAR T/O to C458
S343	Wiring harness – Tail lamps (14405) near T/O to C140	S416	Wiring Harness- tail lamps (14405) in T/O to C1442
		S417	Wiring harness – Rear lamp connector (13A409) near T/O to C405
		S417	Wiring harness – Rear lamp connector (13A409) near T/O to C465

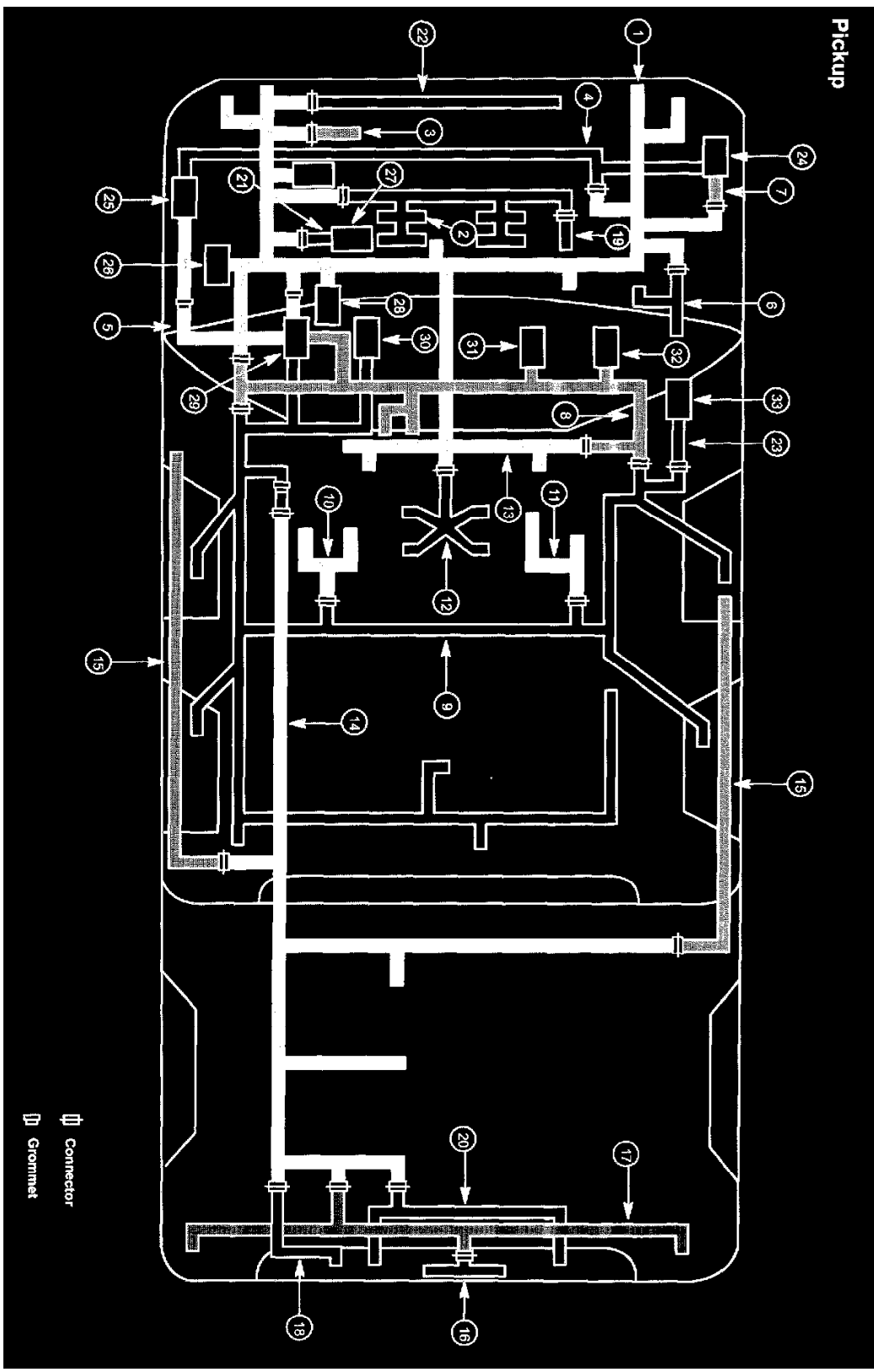
S316-S417

Splices	Location		
S418	Wiring harness – Tail lamps (14405) near T/O to C452, C462	S639	Wiring harness – Body main (14A005) near T/O to C605
S419	Wiring harness – Rear lamp connector (13A409) near T/O to C4032	S904	Wiring harness – Marker lamp jumper, roof (15B484) near T/O to C973
S426	Wiring harness – Rear lamp connector (13A409) near T/O to C405 – Excursion	S905	Wiring harness – Body main (14A005) near T/O to C913
S426	Wiring harness – Rear lamp connector (13A409) near T/O to C408 – manual transmission	S906	Wiring harness – Body main (14A005) near T/O to C913
S426	Wiring harness – Rear lamp connector (13A409) near T/O to C451 – Pickup	S920	Wiring harness – Marker lamp jumper, roof (15B484) near T/O to C988
S430	Wiring harness – Trailer lamp feed (13A576) near T/O to C410	S921	Wiring harness – Marker lamp jumper, roof (15B484) near T/O to C972 – except Lariat (15B484) near T/O to C984 – Lariat
S431	Wiring harness – Trailer lamp feed (13A576) near T/O to C410	S921	Wiring harness – Interior illumination (14335) in T/O to Auxiliary function selector switch assembly, rear
S432	Wiring harness – Trailer lamp feed (13A576) near T/O to C410	S925	Wiring harness – Interior illumination (14335) in T/O to Auxiliary function selector switch assembly, rear
S433	Wiring harness – Trailer lamp feed (13A576) near T/O to C410	S926	Wiring harness – Interior illumination (14335) in T/O to Auxiliary function selector switch assembly, rear
S434	Wiring harness – Trailer lamp feed (13A576) near T/O to C410	S927	Wiring harness – Interior illumination (14335) in T/O to Auxiliary function selector switch assembly, rear
S440	Switch and wiring assembly – Right rear window regulator control (14086) near T/O to C4026	S928	Wiring harness – Interior illumination (14335) near T/O to C990a
S442	Wiring harness – High mounted stoplamp (13A625) near T/O to C411	S929	Wiring harness – Interior illumination (14335) near T/O to C949
S443	Wiring harness – High mounted stoplamp (13A625) near T/O to C411	S930	Wiring harness – Interior illumination (14335) near T/O to C990a
S450	Wiring harness – Backup alarm jumper (14N139) near T/O to C4001 and C406	S931	Wiring harness – Interior illumination (14335) in T/O to Auxiliary function selector switch assembly, rear
S451	Wiring harness – Backup alarm jumper (14N139) near T/O to C4001 and C406	S932	Wiring harness – Interior illumination (14335) near T/O to C932
S463	Wiring harness – Rear license plate lamp (13412) near T/O to C465	S932	Wiring harness – Interior illumination (14335) near T/O to C932
S501	Wiring harness – Body main (14A005) near T/O to C505	S933	Wiring harness – Interior illumination (14335) near T/O to C932

S418-S933

Splices	Location
S934	Wiring harness – Interior illumination (14335) near T/O to G901
S935	Wiring harness – Interior lamps (14334) near T/O to 989c
S936	Wiring harness – Overhead console (17C712) near T/O to C907
S937	Wiring harness – Overhead console (17C712) near T/O to C906
S939	Wiring harness – Interior lamps (14334) in T/O to C934
S940	Wiring harness – Interior lamps (14334) near T/O to C989c
S942	Wiring harness – Overhead console (17C712) near T/O to C906
S952	Wiring harness – Interior illumination (14335) near T/O to C949
S953	Wiring harness – Interior illumination (14335) near T/O to C949
S954	Wiring harness – Interior illumination (14335) near T/O to C949
S955	Wiring harness – Interior illumination (14335) near T/O to C949
S1000	Wiring harness – Battery output (14300) in T/O to Junction block left fender
S1002	Wiring harness – Battery output (14300) near grommet, engine bulkhead

S934-S1002



Wiring Harness Overview Part 1

Pickup

Item	Part Number	Description
1	12A581	Wiring harness - Engine control sensor
2	12E637	Wiring harness - Engine control sensor and fuel charge
3	12A690	Wiring harness - Engine control sensor extension
4	14B060	Wiring harness - Starter motor relay and battery ground
5	14300	Wiring harness - Battery output
6	14305	Wiring harness - Alternator rectifier system
7	14B060	Wiring harness - Starter motor relay and battery ground
8	14401	Wiring harness - Main
9	14A005	Wiring harness - Body main
10	14B094	Wiring harness - Passenger, driver seat jumper
11	14B094	Wiring harness - Passenger, driver seat jumper
12	15S25	Wiring harness - Backup lamp switch to rear lamp feed
13	17C712	Wiring harness - Overhead console
	15A404	Wiring harness - Marker lamp to switch
14	14405	Wiring harness - Tail lamps
15	19F504	Wiring harness - Running board lamps
16	13412	Wiring harness - Rear license plate lamp

Item	Part Number	Description
17	13A409	Wiring harness - Tail lamps
18	13A576	Wiring harness - Trailer lamp lead
19	14B102	Wiring harness - Cylinder head temperature sensor
20	14N139	Wiring harness - Backup alarm jumper
21	13K027	Wiring harness - Daytime Running Lamps (DRL) relay
22	15A211	Wiring harness - Fog lamp jumper
23	15K867	Wiring harness - Parking aid sensor, front
24	-	Battery (10655)
25	-	Battery II
26	-	Auxiliary relay box 1
27	-	Auxiliary relay box 2
28	-	Powertrain Control Module (PCM) (12A650)
29	-	Central Junction Box (CJB) (14A068)
30	-	Vehicle Security Module (VSM)
31	-	Electronic Automatic Temperature Control (EATC) module (19980)
32	-	Four-wheel drive control module
33	-	Parking Aid Module (PAM) (15K966)

Wiring Harness Overview Part 2

Wiring Harness			
	Location		
12614	Wiring harness – Air spring suspension pressure indicator switch	14B084	Wiring harness – Passenger, driver seat jumper
13412	Wiring harness – Rear license plate lamp	14B102	Wiring harness – Cylinder head temperature sensor
14086	Switch and wiring assembly – Right rear window regulator control	14B155	Wiring harness – Seat control feed jumper
14300	Wiring harness – Battery output	14N139	Wiring harness – Backup alarm jumper
14301	Wiring harness – Junction block to engine ground	15A211	Wiring harness – Fog lamp jumper
14305	Wiring harness – Alternator rectifier system	15A404	Wiring harness – Marker lamp to switch
14334	Wiring harness – Interior lamps	15A416	Wiring harness – Trailer tow
14335	Wiring harness – Interior illumination	15B484	Wiring harness – Exterior lamps
14401	Wiring harness – Main	15K867	Wiring harness – Parking aid sensor, front
14405	Wiring harness – Tail lamps	17C712	Wiring harness – Overhead console
15525	Wiring harness – Back up lamp switch to rear lamp feed	19B573	Wiring harness – Air conditioner clutch coil lead
12A581	Wiring harness – Engine control sensor	19F504	Wiring harness – running board lamps
12A690	Wiring harness – Engine control sensor extension	6B018	Wiring harness – Engine block heater
12B637	Wiring harness – Engine control sensor and fuel charge		
13A409	Wiring harness – Tail lamps		
13A576	Wiring harness – Trailer lamp feed		
13A625	Wiring harness – High mounted stoplamp		
13A718	Wiring harness – Interior lamp feed jumper		
13K027	Wiring harness – Daytime Running Lamps (DRL) relay		
13N850	Wiring harness – Ground		
14A005	Wiring harness – Body main		
14A348	Wiring harness – Trailer brake control switch		
14A504	Wiring harness – Auxiliary Air Conditioner/ Heater		
14A631	Wiring harness – Door lock switch		
14A699	Wiring harness – Power seats		
14B060	Wiring harness – Starter motor relay and battery ground		
14B079	Wiring harness – Console panel		

12614-6B018