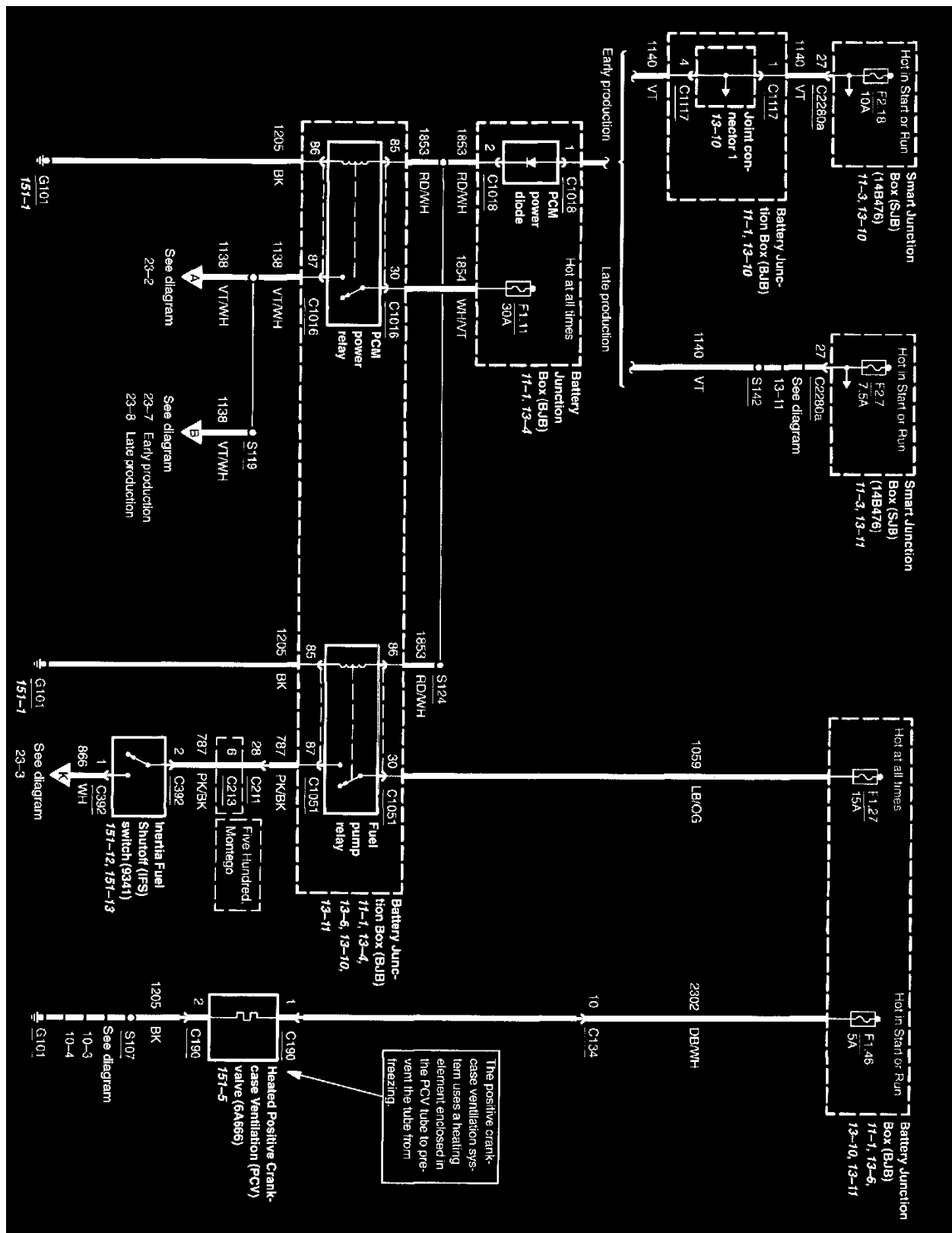


Powertrain Management: Electrical Diagrams

A/C Clutch Cycling Pressure Switch	23-5	Fuel Pump Relay	23-1
A/C Clutch Field Coil	23-7, 23-8	Fuel Rail Pressure/Temperature Sensor	23-5
A/C Clutch Relay	23-7, 23-8	Fuel Sender	23-3
A/C Compressor Clutch Diode	23-7, 23-8	Fuel Tank Pressure Transducer Sensor	23-3
Accelerator Pedal Position Sensor	23-4	Heated Oxygen Sensor (HO2S)	23-5, 23-6
Electric EGR Motor	23-5	Heated Positive Crankcase Ventilation (PCV) Valve	23-1
Electronic Throttle Control (ETC) Module	23-6	Inertia Fuel Shutoff (IFS) Switch	23-1
Engine Coolant Temperature (ECT) Sensor	23-5	Mass Air Flow (MAF) Sensor	23-4
EVAP Canister Vent Control Solenoid	23-7, 23-8	PCM Power Diode	23-1
Evaporator Discharge Air Temperature Sensor	23-4	PCM Power Relay	23-1
Fuel Injectors	23-2	Power Steering Pressure Switch	23-5
Fuel Pump Driver Module	23-3	Vapor Management Valve	23-7, 23-8

23-1

PLEASE NOTE: Some diagrams may appear to be missing because of gaps in the number sequences. These "gaps" are actually for diagrams that do not apply to the vehicle model selected.

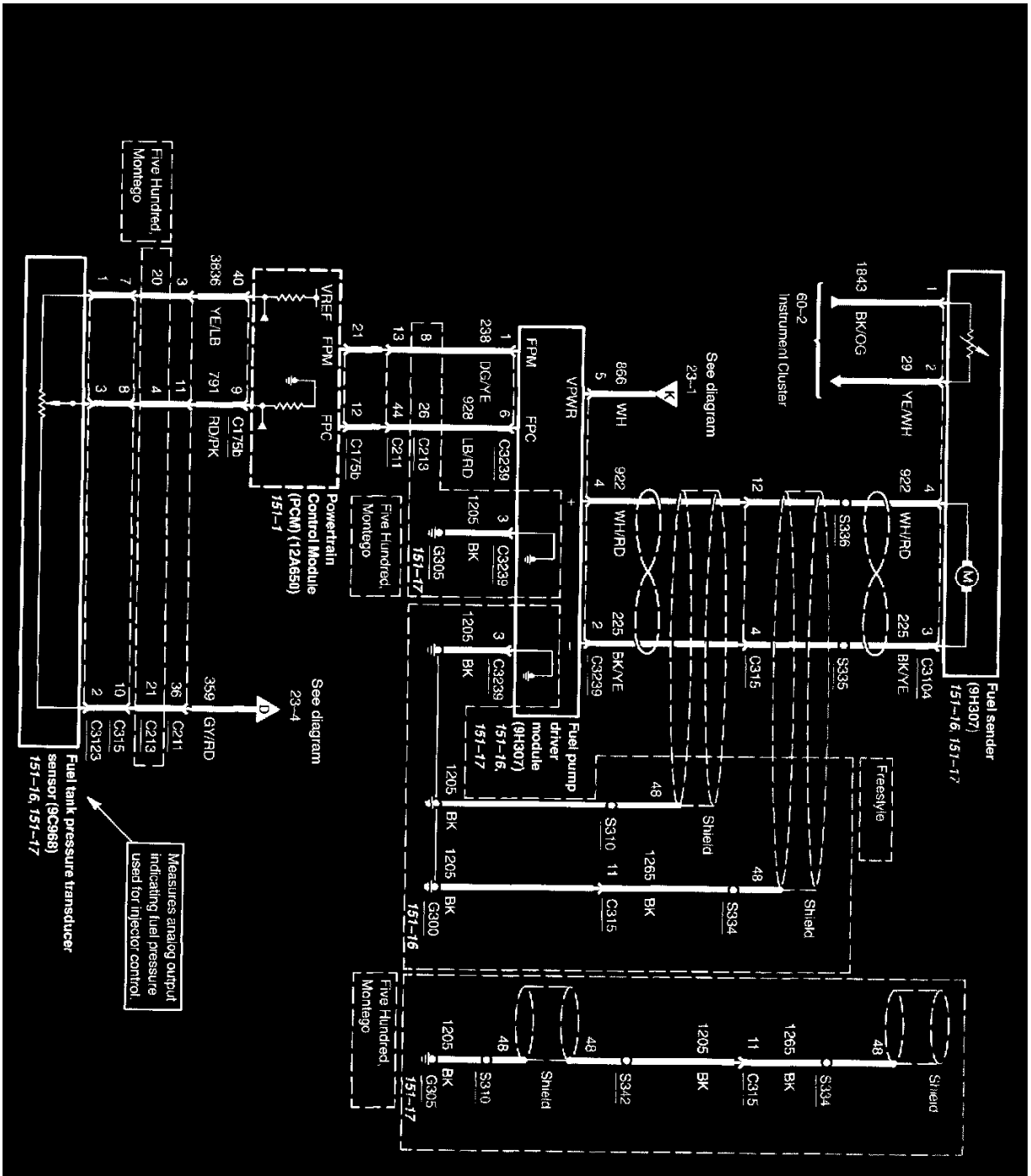


23-1

Next Diagram See: 23-2

Diagrams: Other diagrams referred to by number (See Diagram #-#, etc.) within these diagrams can be found at **Diagrams By Number**. See: **Diagrams/Electrical Diagrams/Diagrams By Number**

Locations: Location Views (reference numbers starting with 151-) referred to within these diagrams can be found at **Component Location Views**. See: **Diagrams/Components/Component Location Views**



23-3

Next Diagram See: 23-4

Previous Diagram See: 23-2

Diagrams: Other diagrams referred to by number (See Diagram #-#, etc.) within these diagrams can be found at **Diagrams By Number**. See: Diagrams/Electrical Diagrams/Diagrams By Number

Locations: Location Views (reference numbers starting with 151-) referred to within these diagrams can be found at **Component Location Views**. See: Diagrams/Components/Component Location Views

23-4

PLEASE NOTE: Some diagrams may appear to be missing because of gaps in the number sequences. These "gaps" are actually for diagrams that do not apply to the vehicle model selected.

Previous Diagram See: 23-4

Diagrams: Other diagrams referred to by number (See Diagram #-#, etc.) within these diagrams can be found at **Diagrams By Number**. See: Diagrams/Electrical Diagrams/Diagrams By Number

Locations: Location Views (reference numbers starting with 151-) referred to within these diagrams can be found at **Component Location Views**. See: Diagrams/Components/Component Location Views

23-6

PLEASE NOTE: Some diagrams may appear to be missing because of gaps in the number sequences. These "gaps" are actually for diagrams that do not apply to the vehicle model selected.

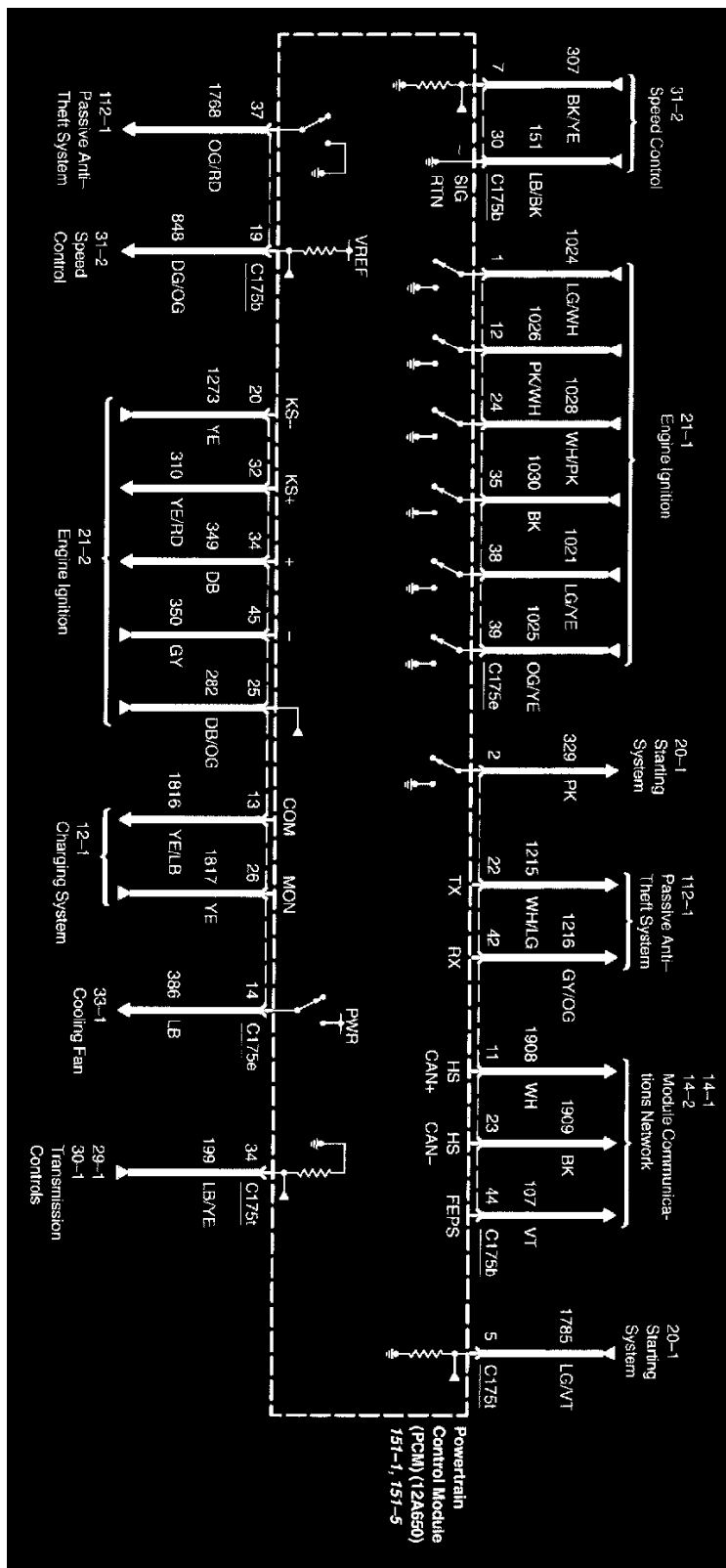
Previous Diagram See: 23-7

Diagrams: Other diagrams referred to by number (See Diagram #-#, etc.) within these diagrams can be found at **Diagrams By Number**. See: Diagrams/Electrical Diagrams/Diagrams By Number

Locations: Location Views (reference numbers starting with 151-) referred to within these diagrams can be found at **Component Location Views**. See: Diagrams/Components/Component Location Views

23-9

PLEASE NOTE: Some diagrams may appear to be missing because of gaps in the number sequences. These "gaps" are actually for diagrams that do not apply to the vehicle model selected.



23-9

Previous Diagram See: 23-8

Diagrams: Other diagrams referred to by number (See Diagram #-#, etc.) within these diagrams can be found at **Diagrams By Number**. See: **Diagrams/Electrical Diagrams/Diagrams By Number**

Locations: Location Views (reference numbers starting with 151-) referred to within these diagrams can be found at **Component Location Views**. See: **Diagrams/Components/Component Location Views**