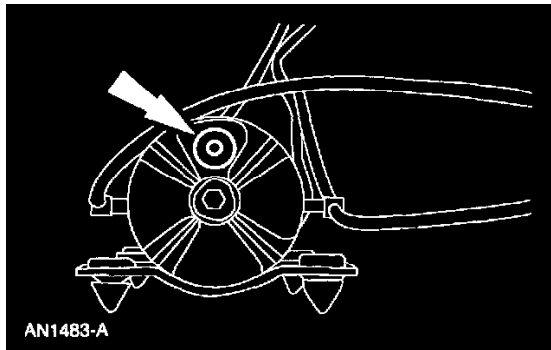
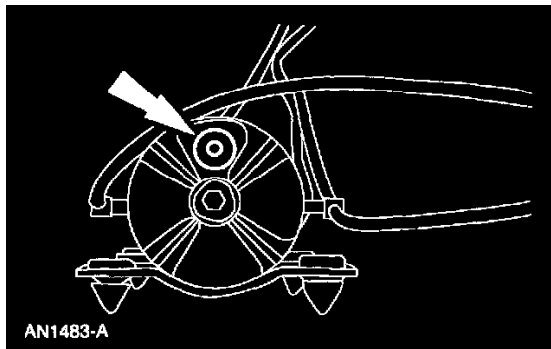


Convertible Top: Service and Repair General Procedures

1. If required, remove the hydraulic system from the vehicle.

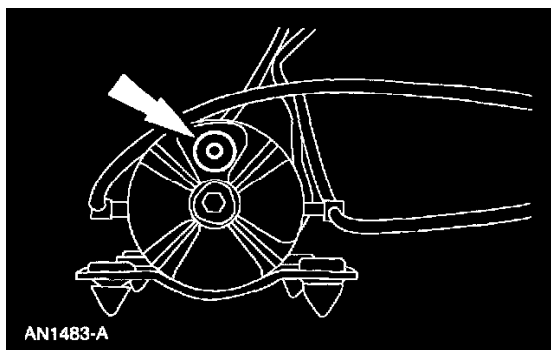


2. Remove the fill plug at the end of the hydraulic pump.

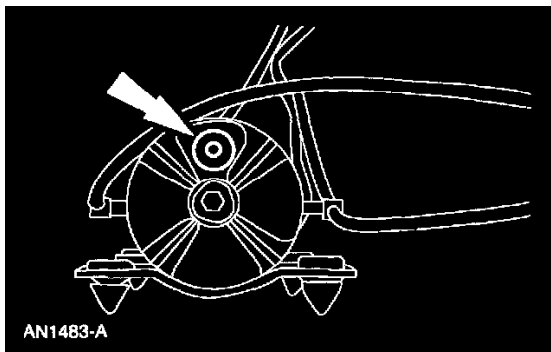


3. Fill the pump with Mercon (R) Multi-Purpose Automatic Transmission Fluid XT-2-QDX or equivalent to the bottom of the fill hole and install the fill plug.
4. Connect a **12-volt** power source to the motor connector and operate the motor until the cylinders are fully extended. Reverse the **12-volt** connection to fully retract the cylinders. Repeat this procedure three times.

NOTE: Some noise squeal may be noticed due to the air in the system.



5. Remove the fill plug and check the fluid level. Fill the pump with MERCON (R) Multi-Purpose Automatic Transmission Fluid XT-2-QDX or equivalent to the bottom of the fill hole.



- 6. Install a fill plug.
- 7. Install the hydraulic system in the vehicle.